

# BCPS SCHOOL STAFF CUSTOMER SURVEY 2025

---

run on 08/21/2025



surveys



# BCPS SCHOOL STAFF CUSTOMER SURVEY 2025

run on 08/21/2025

Custom Survey

1 survey(s) 25 response(s)

## Report Filters

**School:**  
N/A

**Ethnicity:**  
N/A

**Experience:**  
N/A

**Gender:**  
N/A

**Role:**  
N/A

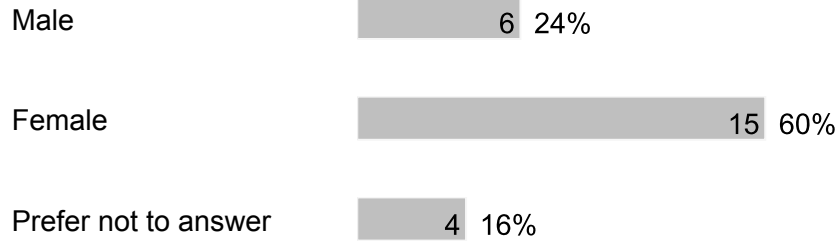
**Tag:**  
N/A

## BCPS SCHOOL STAFF CUSTOMER SURVEY 2025

### Demographics

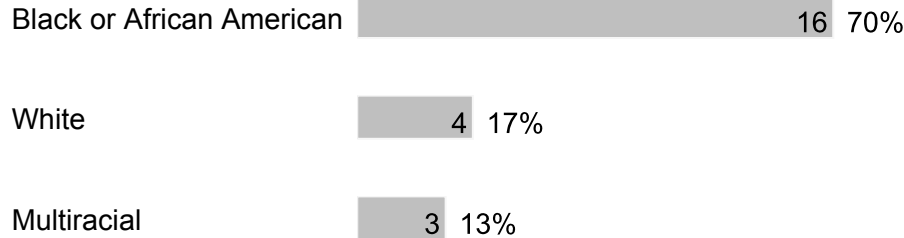
Number of Responses | Percentages of Total Responses

#### 1. Gender



25 respondents

#### 2. Ethnicity



23 respondents

#### 3. Ethnicity



Not Hispanic or Latino 21 91%

Prefer not to answer 1 4%

23 respondents

#### 4. Role

Support Staff 5 20%

Teacher 7 28%

Educational Support Professional 3 12%

Clerical 6 24%

Facilities 2 8%

Other 2 8%

25 respondents

#### 5. Experience

1 - 3 years 9 36%

4 - 10 years 10 40%

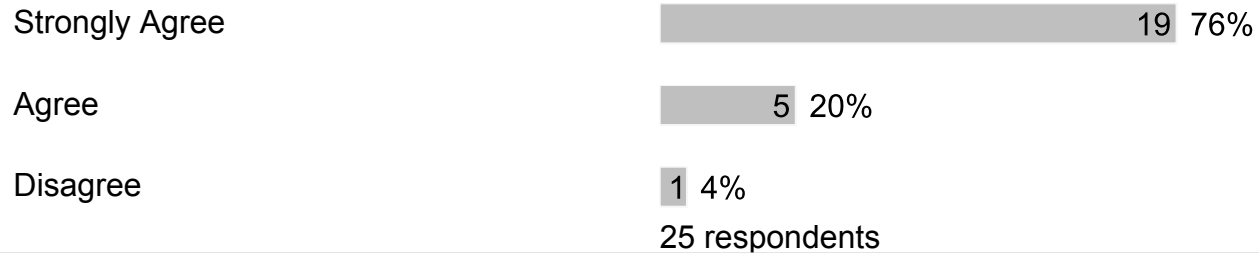
11 - 20 years 2 8%

More than 20 years 4 16%

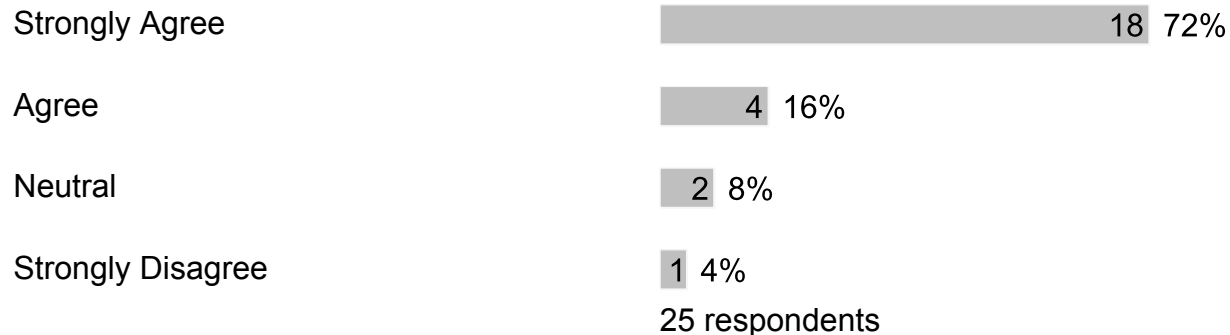
25 respondents

## C. Section 2

### 1. I feel safe at my school.



### 2. I would recommend my school to my friends and/or family.



### 3. The next 4 questions ask about bullying. Bullying is when 1 or more students tease, threaten, spread rumors about, hit, shove, or hurt another student over and over again. It is not bullying when 2 students of about the same strength or power argue, fight or tease each other in a friendly way. Have students bullied or cyberbullied one another at school this year?



Strongly Disagree

1 4%

25 respondents

4. Has a student reported an incident of bullying or cyberbullying to you this year?

Yes

8 32%

No

17 68%

25 respondents

5. After an incident of bullying or cyberbullying was reported to me, I did the following (check all that apply):

Reported the incident to administration

9 36%

Addressed the incident myself

6 24%

Confronted the alleged bully(ies) directly

5 20%

Contacted the parents/guardians of the alleged bully(ies)

3 12%

Does not apply to me

12 48%

25 respondents

6. After addressing the bullying or cyberbullying reported to me, the bullying:

Stopped

11 44%

Does not apply to me

14 56%

25 respondents

7. In my school, rules are applied equally to students.

Strongly Agree 18 72%

Agree 5 20%

Neutral 1 4%

Disagree 1 4%

25 respondents

## D. Section 3

1. My school provides technology and internet access to help me do my job efficiently and effectively.

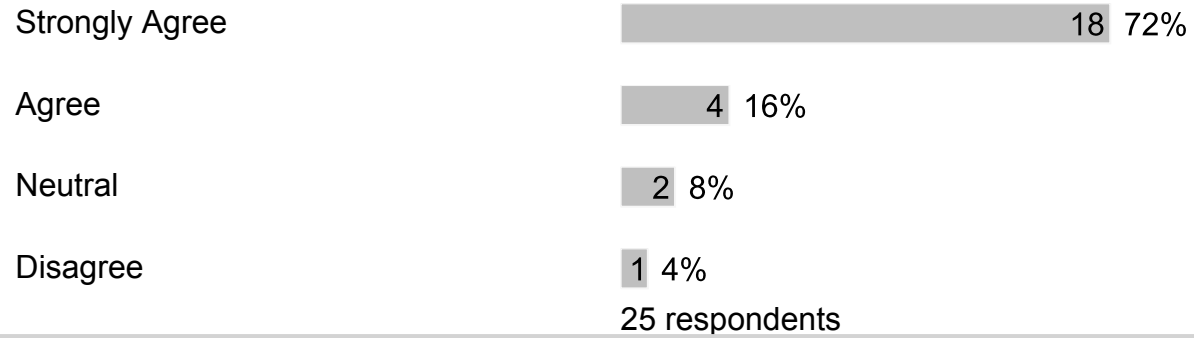
Strongly Agree  22 88%

Agree  3 12%

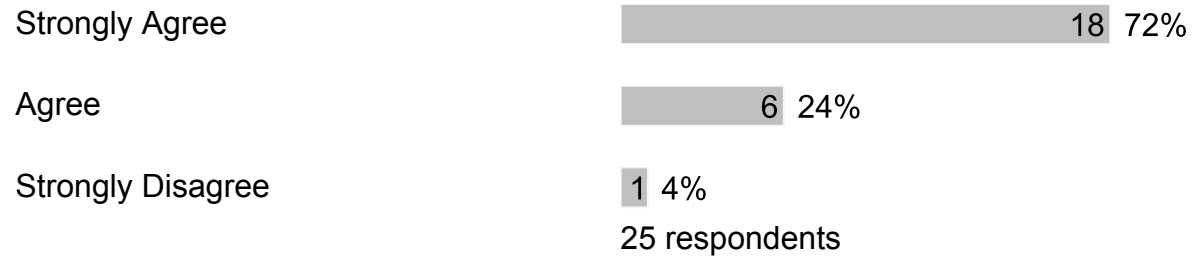
25 respondents

## E. Section 4

1. Our school provides teachers with sufficient instructional material and informational resources to meet students' needs.



2. Teachers in our school use a variety of technology as instructional resources.



## F. Section 5

1. If students have a problem, they know who they can go to for help.

Strongly Agree 16 64%

Agree 9 36%

25 respondents

2. If students have a problem, they can come to me for help.

Strongly Agree 21 84%

Agree 3 12%

Neutral 1 4%

25 respondents

3. If I have a professional or personal problem, I know someone at work who I can talk to for help.

Strongly Agree 18 72%

Agree 6 24%

Neutral 1 4%

25 respondents

4. In my school, adults treat students with respect.

Strongly Agree 16 64%

Agree 7 28%

Neutral 1 4%

Disagree 1 4%

25 respondents

**5. In my school, students treat adults with respect.**

Strongly Agree 11 44%

Agree 9 36%

Neutral 4 16%

Disagree 1 4%

25 respondents

**6. In my school, colleagues/adults treat each other with respect.**

Strongly Agree 16 64%

Agree 7 28%

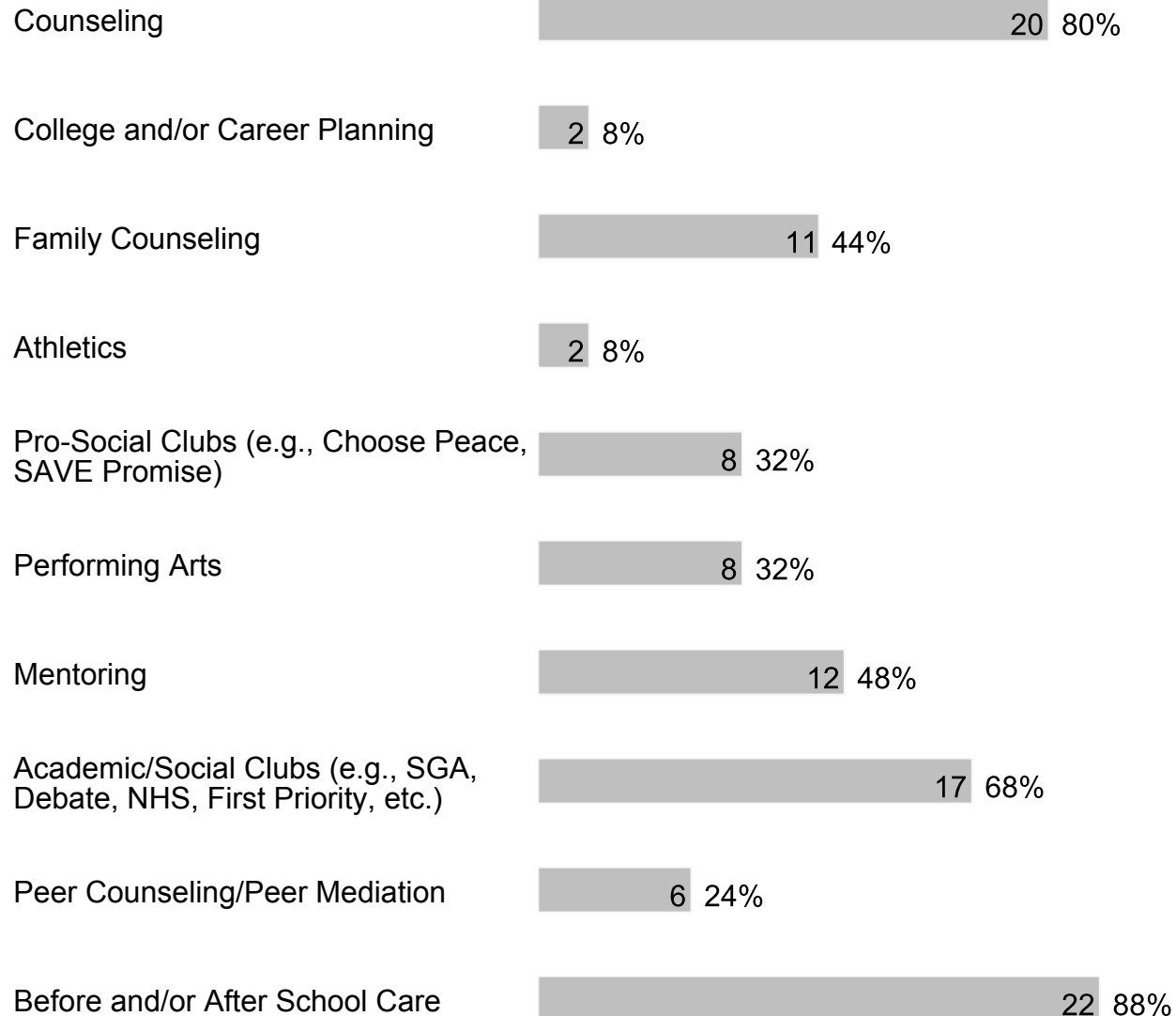
Neutral 1 4%

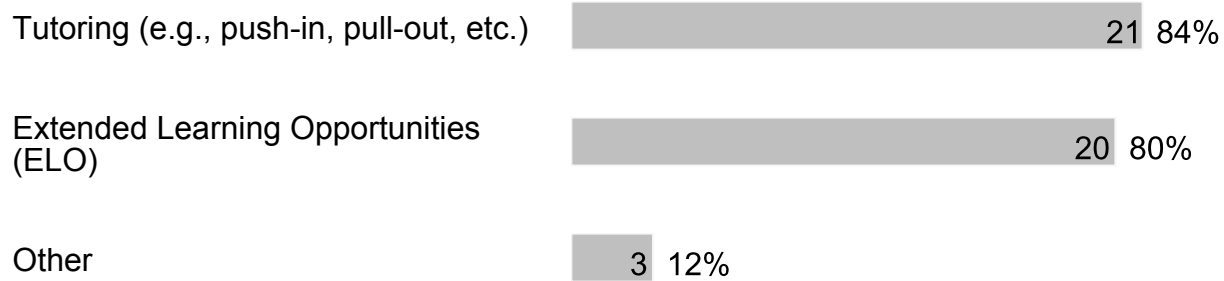
Strongly Disagree

1 4%

25 respondents


7. At my school the following programs/services are available (check all that apply):






25 respondents

**8. Our school implements changes based on the feedback from staff.**



25 respondents

**9. Our school maintains facilities that support student learning.**



25 respondents

**10. I enjoy eating food prepared by the cafeteria.**



25 respondents

**11. Families regularly participate in school involvement activities offered by our school.**



25 respondents


**12. Our school has a family resource center and/or a staff member assigned to work with families.**



25 respondents

**13. Our school asks families for their ideas on the best way to communicate school-related information.**



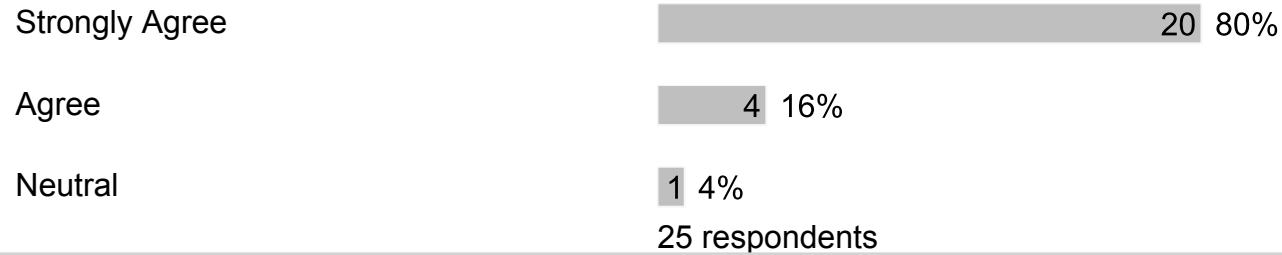
Agree  10 40%

Neutral  2 8%

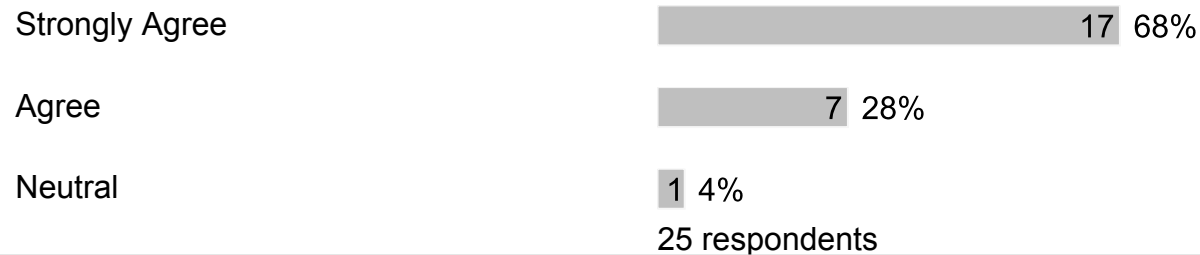
25 respondents

## G. Section 6

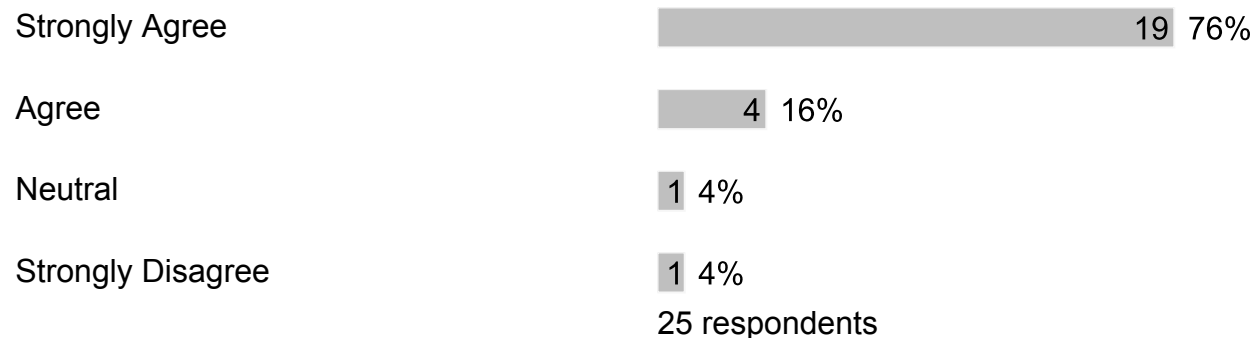
### 1. Our school has a culture of high expectations.



### 2. Our school has a continuous improvement process.



### 3. Our school's leaders expect staff members to hold all students to high academic standards.



### 4. Our school's leaders hold themselves accountable for student learning.



Agree 6 24%

Neutral 1 4%

Strongly Disagree 1 4%

25 respondents

**5. Our school's leaders hold all staff members accountable for student learning.**

Strongly Agree 18 72%

Agree 6 24%

Strongly Disagree 1 4%

25 respondents

**6. I receive feedback from my supervisor regarding my professional performance.**

Strongly Agree 19 79%

Agree 4 17%

Neutral 1 4%

24 respondents

**7. Our school's leaders regularly evaluate staff members on criteria designed to improve teaching and learning.**

Strongly Agree 16 64%

Agree 8 32%

Strongly Disagree 1 4%

25 respondents

**8. In our school, staff members use multiple types of assessments and data to modify instruction and address the unique learning needs of all students.**

Strongly Agree 15 60%

Agree 10 40%

25 respondents

**9. Our school uses the results of student assessments to improve teaching and learning.**

Strongly Agree 18 72%

Agree 6 24%

Neutral 1 4%

25 respondents

**10. Our school's leaders use data to monitor student progress, student achievement and our school improvement goals.**

Strongly Agree 18 72%

Agree 6 24%

Neutral 1 4%

25 respondents

**11. In our school, a formal process is in place to support new staff members in their professional practice.**

Strongly Agree 16 64%

Agree 8 32%

Strongly Disagree 1 4%

25 respondents

**12. My lessons provide opportunities for students to be actively engaged in their learning.**

Strongly Agree 16 64%

Agree 8 32%

Neutral 1 4%

25 respondents

**13. I structure lessons, tasks and activities that require students' use of digital tools for learning.**

Strongly Agree 16 64%

Agree 6 24%

Neutral 2 8%

Disagree 1 4%

25 respondents

**14. I use student achievement data to modify and adjust materials and lessons for my students.**

Strongly Agree 17 68%

Agree 6 24%

Neutral 2 8%

25 respondents

**15. I use formative assessments to monitor student progress.**

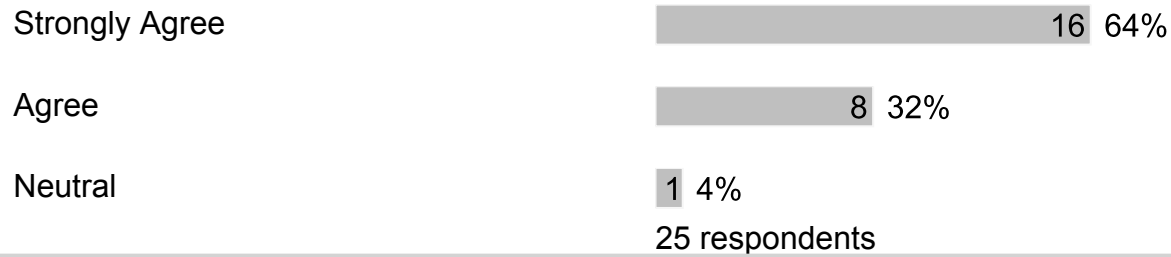
Strongly Agree 18 72%

Agree 5 20%

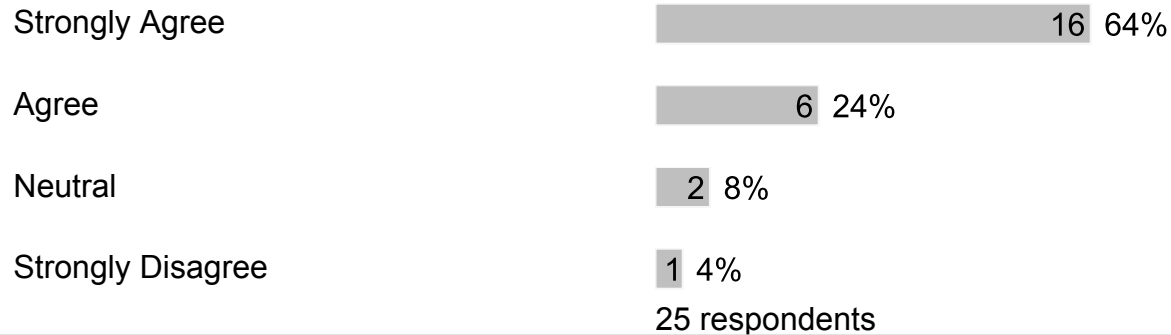
Neutral 2 8%

25 respondents

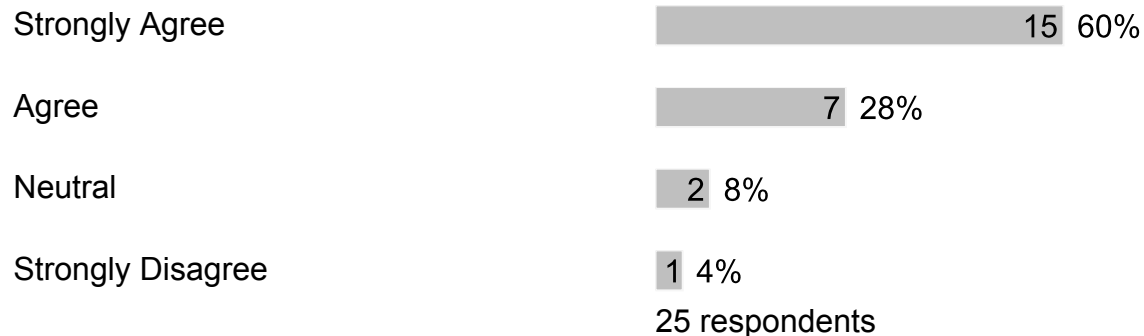
**16. I participate in targeted professional learning activities designed to meet the individual needs of my students.**



**17. Teachers participate in collaborative learning communities across grade levels and/or content areas.**



**18. The school ensures I receive formal training in the use of student assessment data.**



**19. In our school, staff members provide peer coaching to teachers.**



Disagree 1 4%  
25 respondents

**20.** In our school, staff members participate in continuous professional learning based on identified needs of the school.

Strongly Agree 16 67%  
Agree 5 21%  
Neutral 2 8%  
Strongly Disagree 1 4%  
24 respondents

**21.** I am provided with professional development opportunities that are relevant to my role.

Strongly Agree 16 64%  
Agree 5 20%  
Neutral 3 12%  
Disagree 1 4%  
25 respondents

**22.** Our school shares responsibility for student learning with its staff, parents and community members.


Strongly Agree 13 52%  
Agree 10 40%  
Neutral 2 8%  
25 respondents

**23.** I feel confident in my classroom management strategies.




25 respondents

**24. Our school ensures the effective use of funds available through the budget, grants, awards, etc.**




25 respondents

**25. Teachers keep parents informed regularly about their child's progress and how they are being graded.**




25 respondents

**26. Most teachers report student progress in easy to understand language to families.**



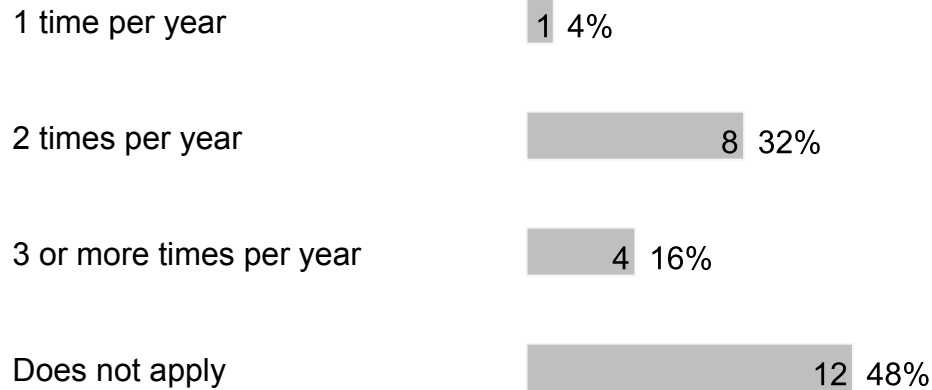
25 respondents

**27. I provide students with timely feedback about their learning.**



25 respondents

**28. I schedule conferences to share student learning progress with families.**



25 respondents

**29. Our school provides opportunities for stakeholders to be involved through the School Advisory Council (SAC) and/or the School Advisory Forum (SAF).**



25 respondents

**30. Our school's leaders ensure staff members use supervisory feedback to improve student learning.**



25 respondents

**31. I regularly post information online or send home a newsletter.**




25 respondents

**32. Our school communicates well about its goals and activities.**



25 respondents

**33. Our school communicates information in ways that are easy for families to understand.**



25 respondents

**34. I am accessible via (check all that apply):**



Phone calls 21 84%

Personal visits 19 76%

25 respondents

**35.** Our school focuses on Customer Service (greeting with a smile and responding to questions and concerns within one business day).

Strongly Agree 18 72%

Agree 6 24%

Neutral 1 4%

25 respondents

## H. Section 7

1. What else would you like to tell us?

Free form text answers are available in the exported CSV report