

BCPS STUDENT (Grades 6-12) CUSTOMER SURVEY 2025

run on 09/10/2025





BCPS STUDENT (Grades 6-12) CUSTOMER SURVEY 2025

run on 09/10/2025

Custom Survey

1 survey(s) 285 response(s)

Report Filters

School:
N/A

Race:
N/A

Grade:
N/A

Gender:
N/A

Ethnicity:
N/A

Tag:
N/A

BCPS STUDENT (Grades 6-12) CUSTOMER SURVEY 2025

Demographics

Number of Responses | Percentages of Total Responses

1. Gender

Male	130	46%
Female	144	51%
Prefer not to answer	11	4%

285 respondents

2. Race

American Indian or Alaska Native	5	2%
Asian	5	2%
Black or African American	60	22%
Native Hawaiian or Other Pacific Islander	3	2%
White	88	32%

Multiracial 31 11%

Other 84 30%

279 respondents

3. Ethnicity

Hispanic 136 51%

Non-Hispanic or Latino 67 25%

Prefer not to answer 63 24%

266 respondents

4. Grade

Grade 6 156 55%

Grade 7 85 30%

Grade 8 41 14%

Grade 9 0%


Grade 11 0%

Grade 12 0%


285 respondents

C. Section 2

1. I feel safe at my school.



2. I feel safe getting to and from my school.



3. *Note: Remember, this survey is anonymous, please report any bullying concerns to a trusted adult at your school. The next 10 questions ask about bullying. Bullying is when 1 or more students tease, threaten, spread rumors about, hit, shove, or hurt another student over and over again. It is not bullying when 2 students of about the same strength or power argue, fight or tease each other in a friendly way. During the past 12 months, have you ever been bullied on school property?



No 221 78%

285 respondents

4. The primary location on school property where I was bullied during the last 12 months was:

On the school bus 9 3%

In the classroom 29 10%

In the cafeteria 8 3%

In the hallway 9 3%

Other school area 5 2%

Does not apply to me 222 78%

283 respondents

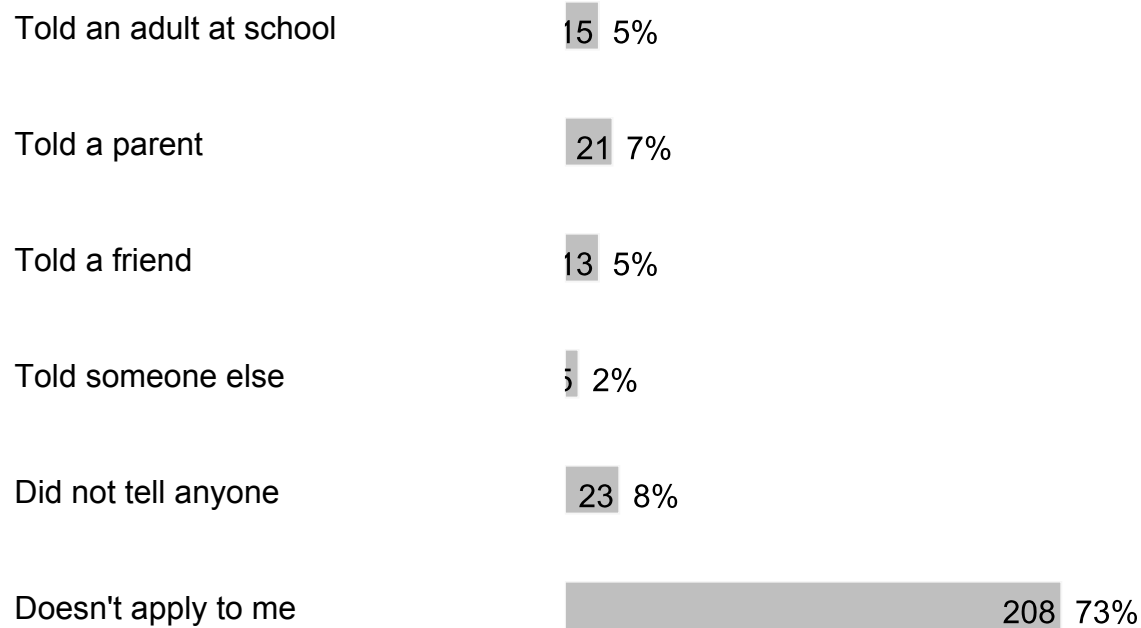
5. During the past 12 months, have you ever been electronically bullied? (Count being bullied through texting, Instagram, TikTok, Snapchat or other social media.)

Yes 37 13%

No 248 87%

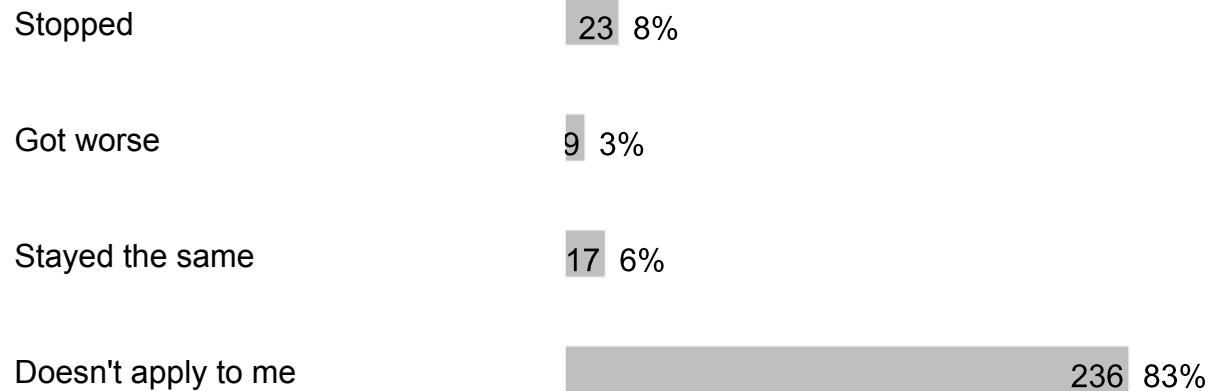
285 respondents

6. After I was bullied, I:



285 respondents

7. After I told an adult at school about being bullied, the bullying:



285 respondents

8. A teacher or another adult at school taught our class about what bullying is this school year.



No

99 35%

285 respondents

9. I think bullying is wrong.

Strongly Agree

177 62%

Agree

64 22%

Neutral

31 11%

Disagree

5 2%

Strongly Disagree

8 3%

285 respondents

10. I know different ways to intervene or help if bullying were occurring or going to occur.

Strongly Agree

51 18%

Agree

92 32%

Neutral

115 40%

Disagree

14 5%

Strongly Disagree

13 5%

285 respondents

11. I would intervene or help if another student was being bullied.

Strongly Agree

66 23%

Agree

88 31%

Neutral	100	35%
Disagree	16	6%
Strongly Disagree	15	5%
285 respondents		

12. What can adults do to help stop bullying at school?

Supervise the school better	60	21%
Start a student patrol program	23	8%
Make punishment for bullying more harsh	65	23%
Intervene more when they see bullying or disrespect	47	16%
Talk/teach about bully prevention and/or intervention in class	41	14%
Help students work together and make friends	22	8%
Teach and celebrate kindness and respect more	27	9%

285 respondents

13. During the past 30 days, how many days did you carry a weapon such as a gun, knife or club on school property?

0 days	268	94%
--------	-----	-----

1 day	1%
2 or 3 days	1%
4 or 5 days	1%
6 or more days	2%

285 respondents

14. During the past 30 days, how many times have you been threatened by another student at school?

0 times	214	75%
1 time	27	9%
2 or 3 times	21	7%
4 or 5 times	9	3%
6 or 7 times	1	1%
8 or 9 times	0	0%
10 or 11 times	0	0%

12 or more times

9 3%

285 respondents

15. During the past 12 months, how many times were you in a physical fight on school property?

0 times

232 82%

1 time

22 8%

2 or 3 times

14 5%

4 or 5 times

0%

6 or 7 times

0%

8 or 9 times

1%

12 or more times

9 3%

282 respondents

16. During the past 12 months, how many times did someone you were dating or going out with physically hurt you on purpose? (Count such things as being hit, slammed into something or injured with an object or weapon.)

I did not date or go out with anyone during the past 12 months

155 54%

0 times

109 38%

1 time	11 4%
2 or 3 times	1 1%
4 or 5 times	5 2%
6 or more times	1 1%

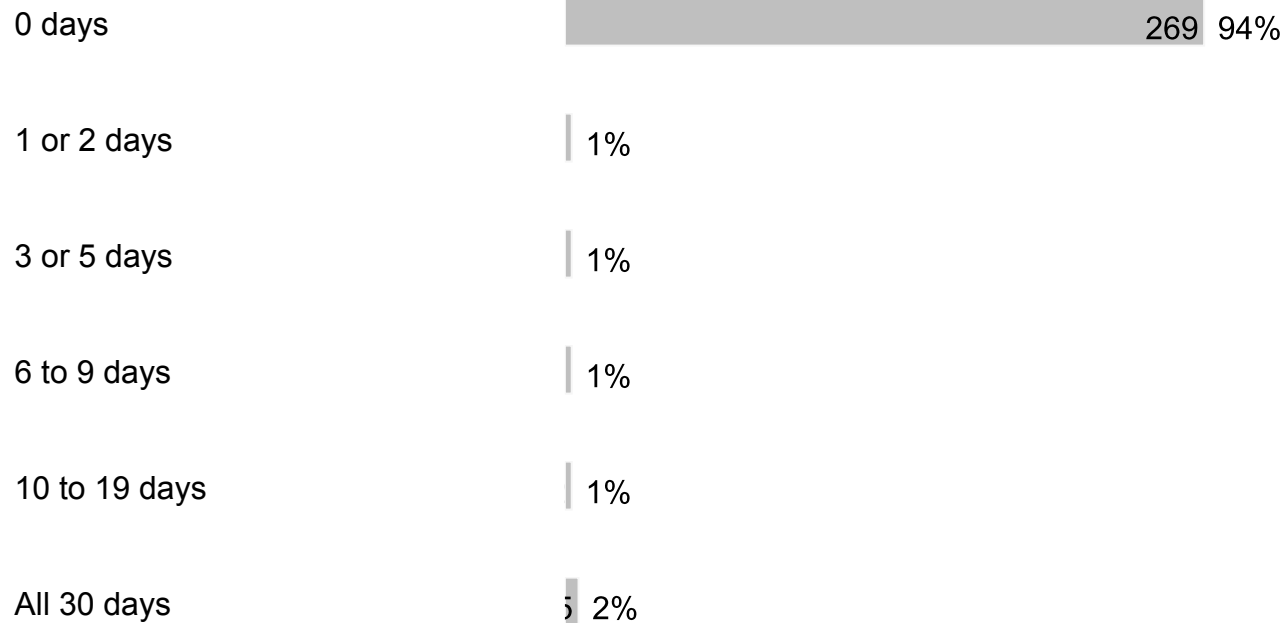
285 respondents

17. During the past 30 days, how many days did you have at least one drink of alcohol? (Alcohol includes drinking beer, wine, flavored alcoholic beverages and liquor such as rum, gin, vodka, whiskey, etc.) For the purpose of this question, drinking alcohol does not include drinking a few sips of wine for religious purposes.

0 days	265 93%
1 or 2 days	9 3%
3 or 5 days	1 1%
10 to 19 days	5 2%
20 to 29 days	0%
All 30 days	1 1%

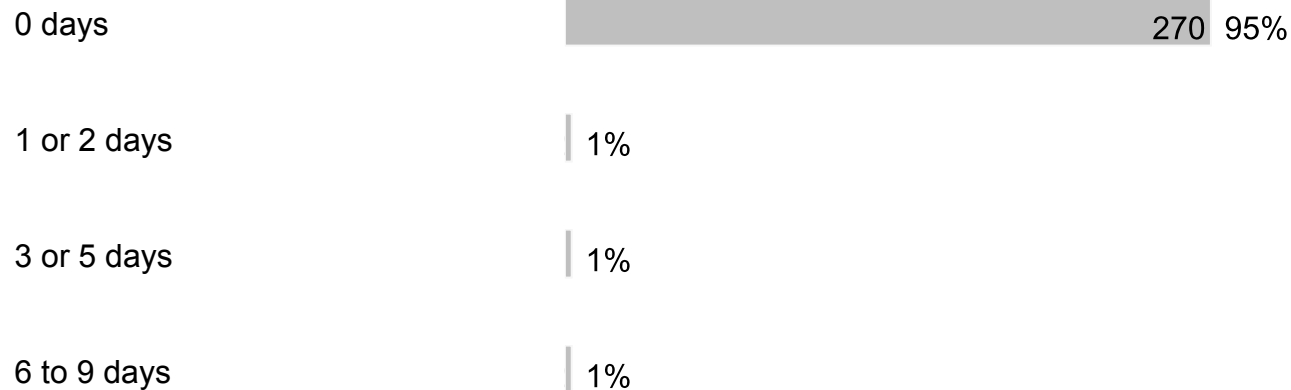
285 respondents

18. During the past 30 days, how many days did you use an electronic vapor product? (Electronic vapor products include JUUL, SMOK, Suorin, Vuse, blu e-cigarettes, vapes, vape pens, e-cigars, e-hookahs, hookah pens, mods, etc.)



285 respondents

19. During the past 30 days, how many days did you use marijuana (also called pot or weed)? Do not count CBD-only or hemp products, which come from the same plant as marijuana, but do not cause a high when used alone.



10 to 19 days	1%
20 to 29 days	1%
All 30 days	1%

285 respondents

20. During the school year, I participated in alcohol, other drug or tobacco prevention activities or lessons.

Yes	47 16%
No	238 84%

285 respondents

21. I believe drinking alcohol is bad for your brain.

Yes	260 91%
No	25 9%

285 respondents

22. In your opinion, what percentage of Broward County students in grades 6 - 12 choose not to drink alcohol?

25%	60 21%
50%	81 28%

75% 79 28%

Over 80% 65 23%

285 respondents

23. I believe using drugs are bad for your health.

Yes 268 94%

No 17 6%

285 respondents

24. At what age is a human brain fully developed?

15 20 7%

18 90 32%

25 175 61%

285 respondents

25. My school is clean and well-maintained.

Strongly Agree 19 7%

Agree 55 19%

Neutral 120 42%

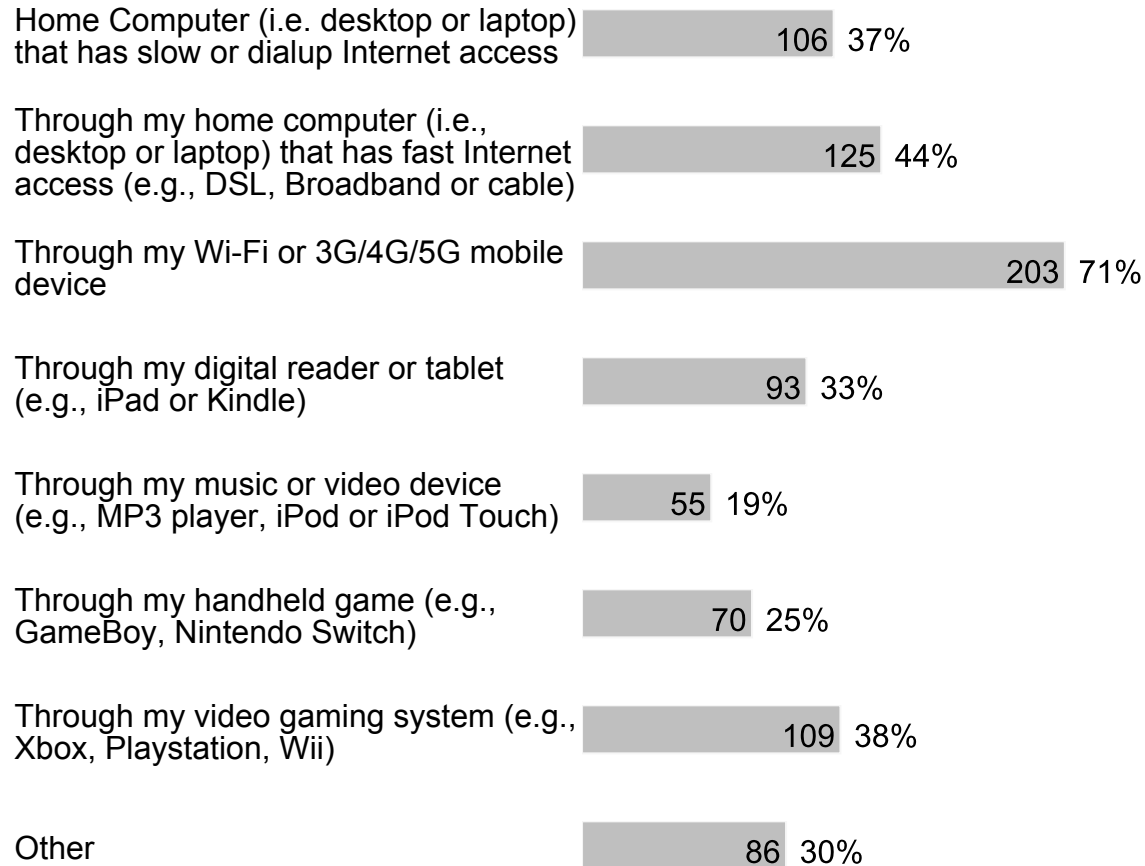
Disagree 61 21%

Strongly Disagree

30 11%
285 respondents

D. Section 3

1. During a typical week, I have access to the internet at home in the following ways (check all that apply):



284 respondents

2. During a typical school day, I have access to the internet at school in the following ways (check all that apply):



During an academic class other than computer lab or computer class such as English or Math class 126 45%

Through school library computers 73 26%

Through my own laptop that I bring to school 28 10%

Through my own tablet computer (such as an iPad) that I bring to school 32 11%

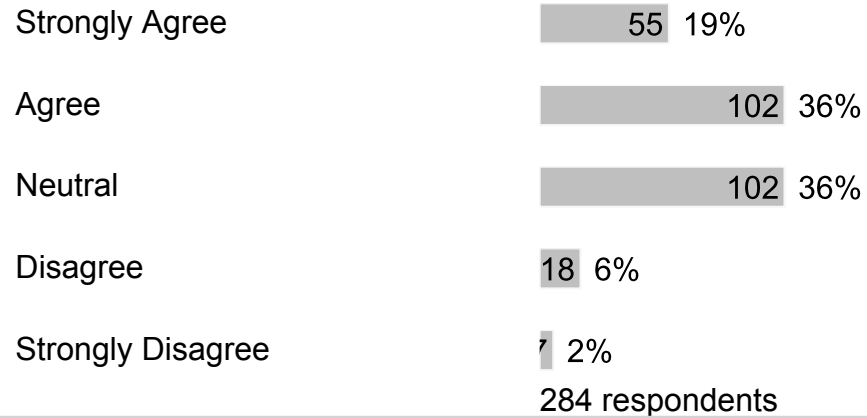
Through my Wi - Fi or 3G/4G/5G mobile device that I bring to school 83 29%

Other 65 23%

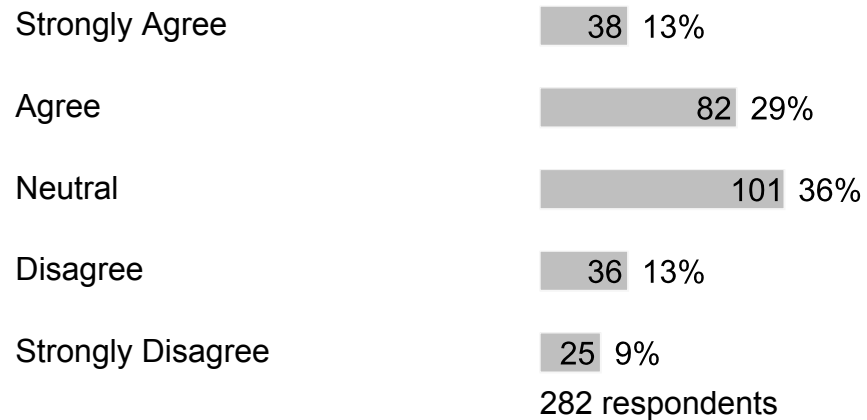
282 respondents

E. Section 4

1. My school provides sufficient material resources (books, supplies, technology, etc.) to meet my needs.




2. I would recommend my school to my friends.




F. Section 5

1. If I have a problem, I know who I can go to for help.



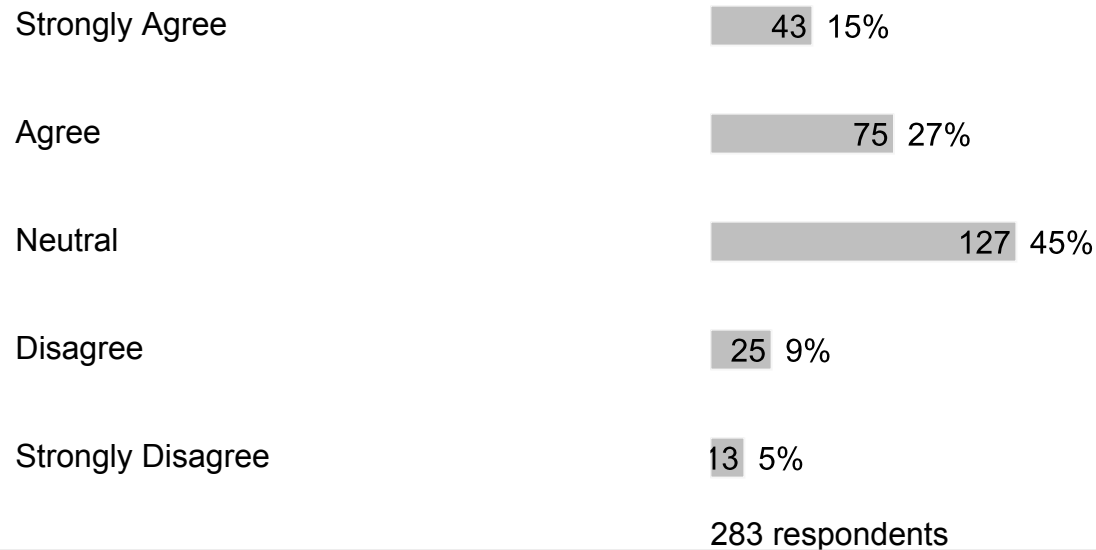
282 respondents

2. In my school, students treat adults with respect.

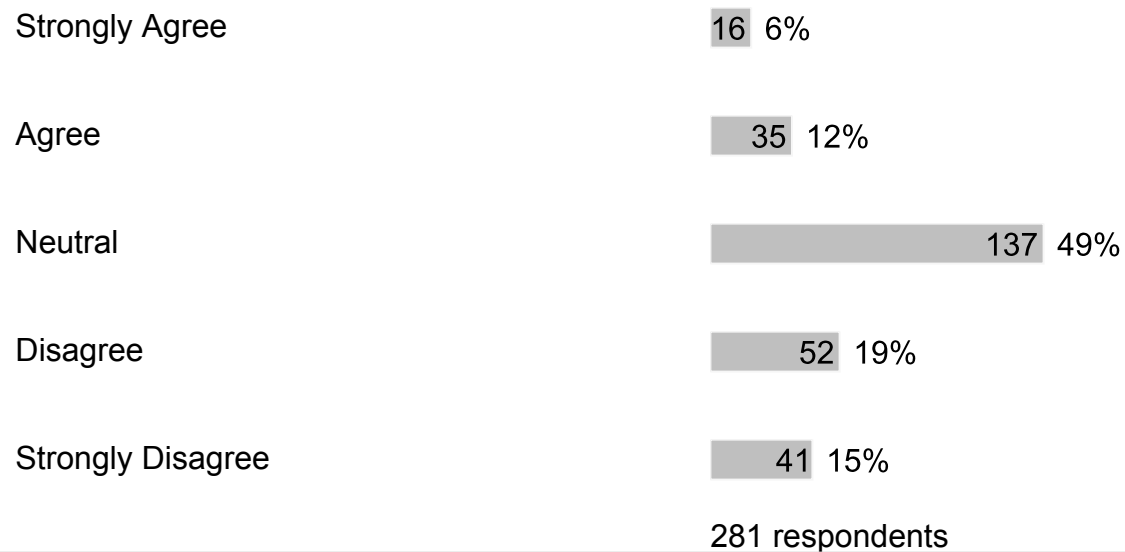


282 respondents


3. In my school, adults treat students with respect.




4. In my school, students treat each other with respect.



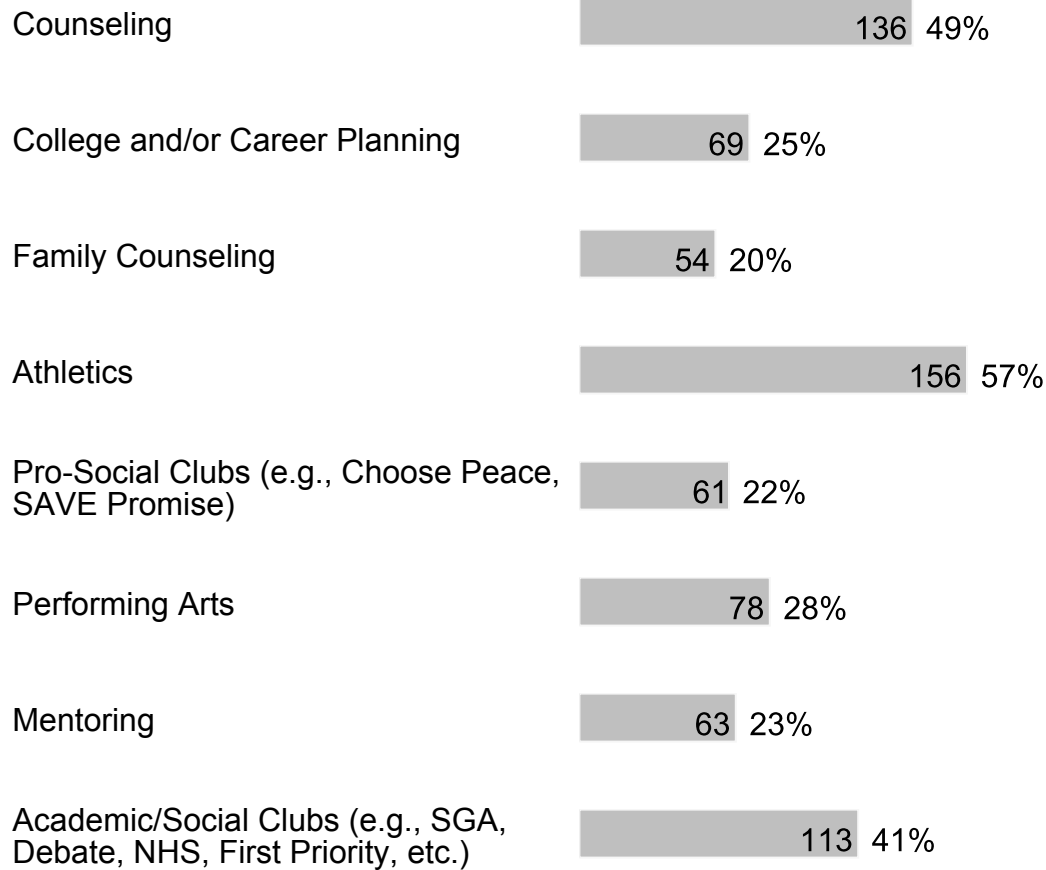
5. My school provides me the support that I need.

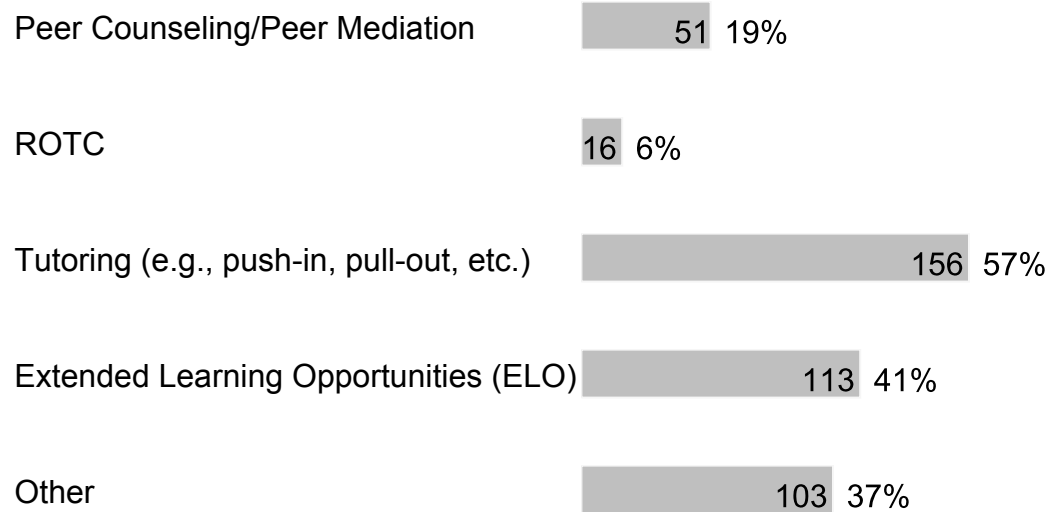




281 respondents


6. At my school, the following programs/services are available (check all that apply):

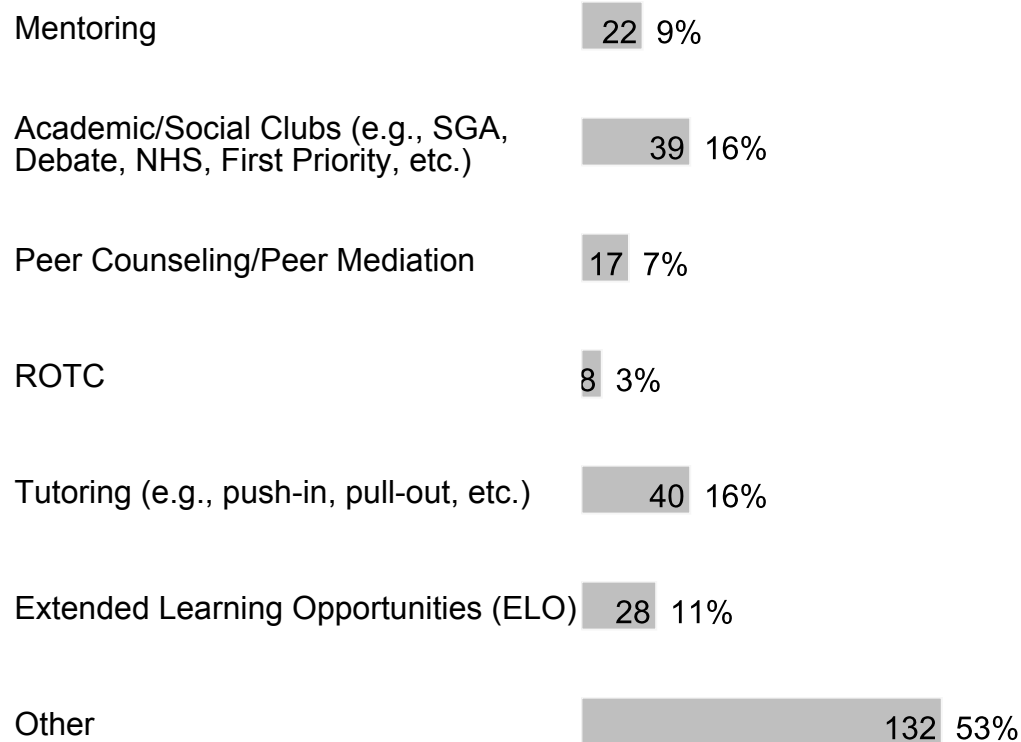




275 respondents

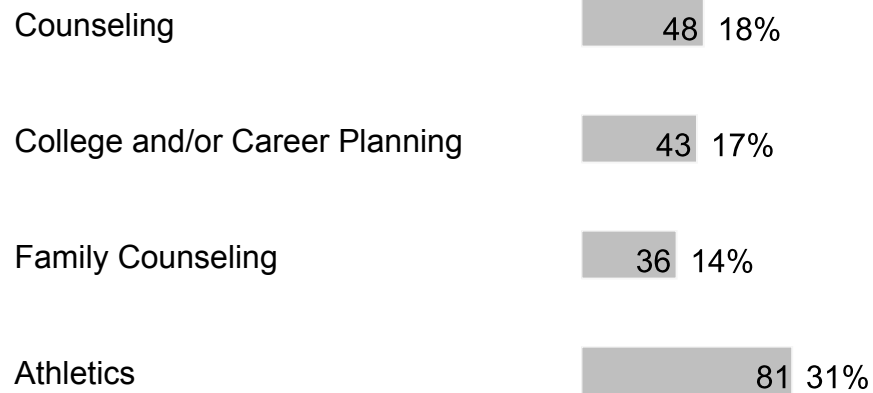
7. At my school, I participate in the following programs/services (check all that apply):

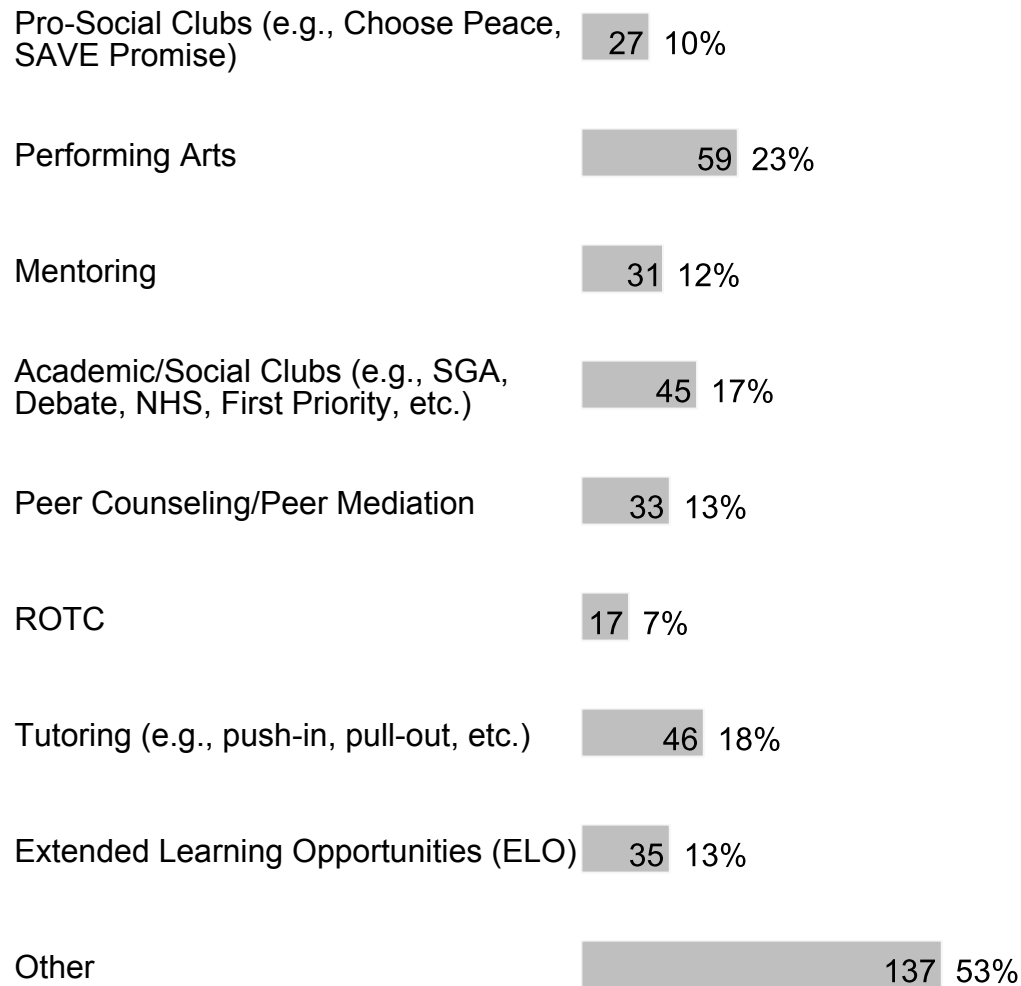




250 respondents

8. These are the programs/services at my school that I value most or would value if they were available at my school (check all that apply):





260 respondents

9. I am friends with other students at this school.

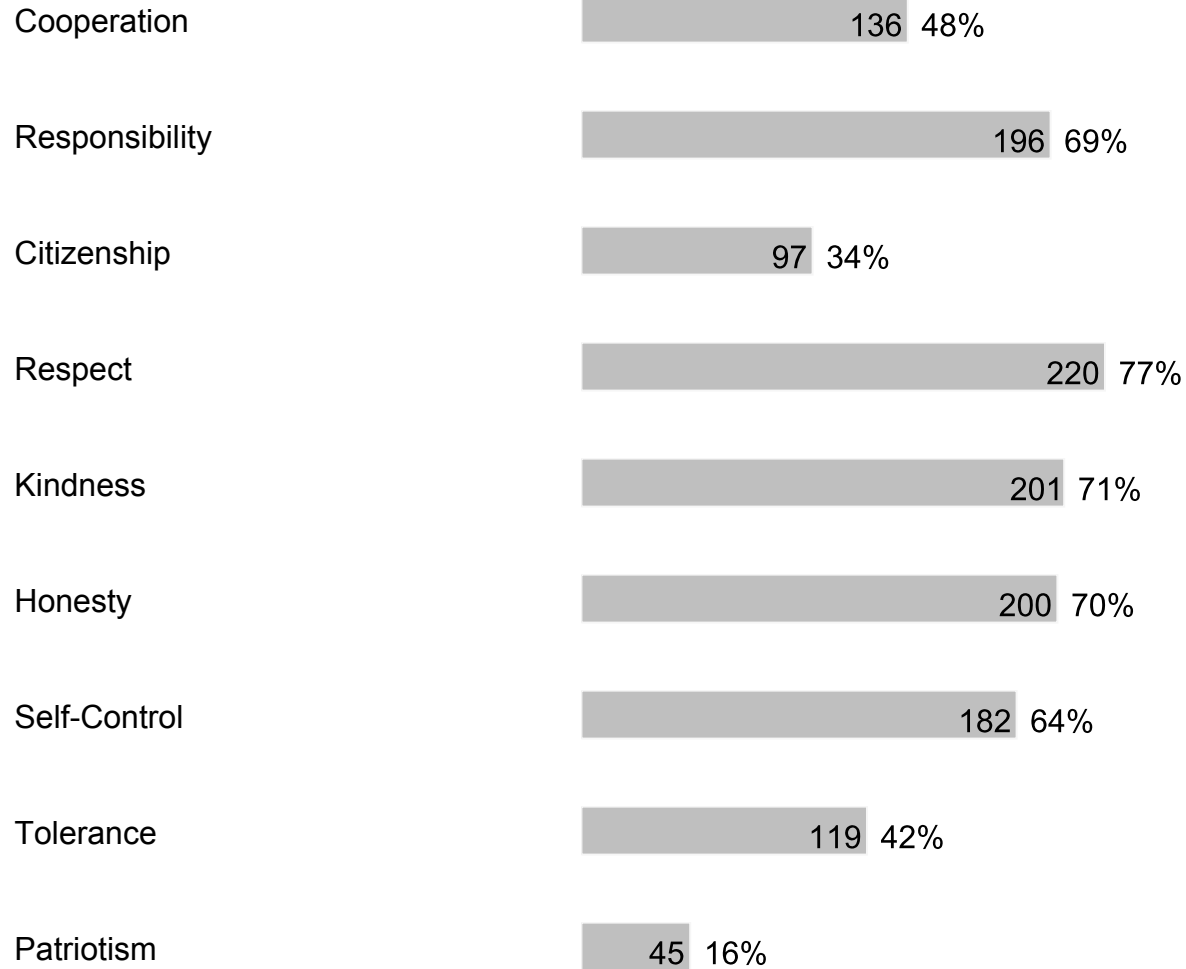


Disagree 5 2%

Strongly Disagree 7 2%

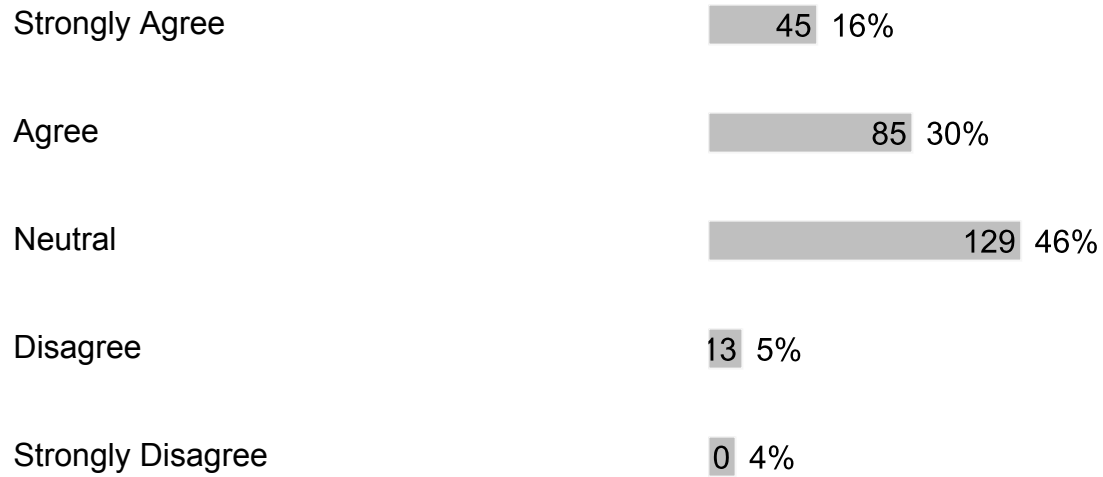
285 respondents

10. Which character traits do you value the most in yourself and others? (check all that apply)




285 respondents

11. I receive acknowledgement and/or praise for my strengths or accomplishments by adults at my school.



282 respondents


12. I enjoy eating food prepared by the cafeteria.




285 respondents

G. Section 6

1. In my school, a high-quality education is offered.



2. My school provides me with challenging curriculum, uses a variety of teaching methods and learning experiences to develop the skills I need to succeed.

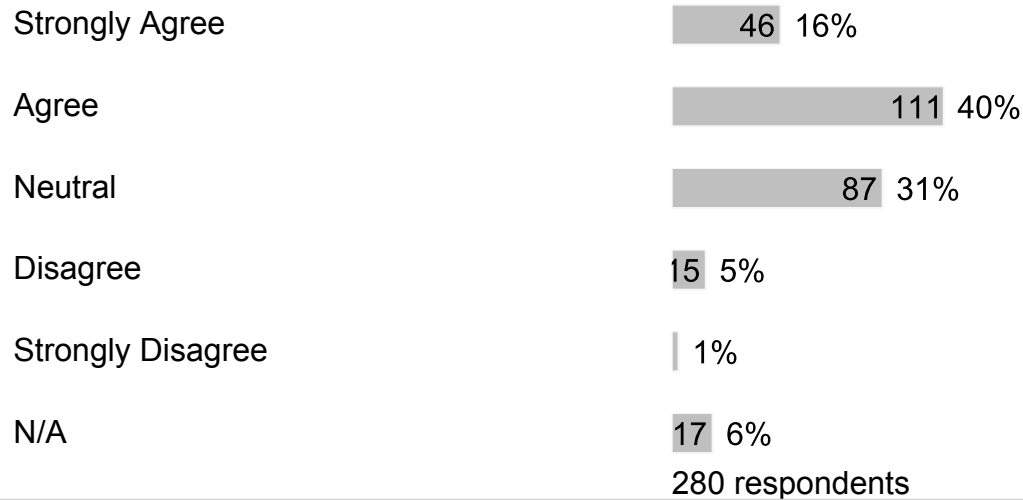


3. My school motivates me to set academic goals and learn new things.







4. My teachers use tests, projects, presentations, and portfolios to assess my understanding of what was taught.




5. My school prepares me for success in the next school year.




6. Lessons and materials in our school prepare us to be effective users of media and technology.



7. In class, students spend considerable amounts of time actively engaged in learning (such as solving problems, discussing ideas, creating their own work, reading, writing, speaking and researching).




8. My teachers effectively engage students in the classroom and encourage creative thinking.




279 respondents

9. There are few distractions during class.



280 respondents

10. Students are encouraged to work in groups regularly.



281 respondents

11. Teachers are generally fair when it comes to grading student work.



Strongly Disagree 20 7%
282 respondents

12. I give class presentations or share my work with classmates.

Strongly Agree 29 10%
Agree 70 25%
Neutral 124 44%
Disagree 45 16%
Strongly Disagree 13 5%
281 respondents

13. I work on assignments that challenge me and/or take more than one class period to complete.

Strongly Agree 35 12%
Agree 102 36%
Neutral 117 42%
Disagree 19 7%
Strongly Disagree 8 3%
281 respondents

14. I complete meaningful homework to review what I learned in class and/or prepare for the next day's lesson.

Strongly Agree 37 13%
Agree 92 33%
Neutral 124 44%

Disagree 21 7%

Strongly Disagree 7 2%

281 respondents

15. I receive feedback about my work that helps me better understand what I'm learning.

Strongly Agree 34 12%

Agree 96 34%

Neutral 125 44%

Disagree 16 6%

Strongly Disagree 2 4%

283 respondents

16. I am provided opportunities to correct or improve my work.

Strongly Agree 48 17%

Agree 114 41%

Neutral 101 36%

Disagree 13 5%

Strongly Disagree 5 2%

281 respondents


17. I am provided opportunities to participate in class discussions and activities.

Strongly Agree 43 15%


Agree 110 39%



18. My teachers explain their expectations so I can be successful.




19. My teachers provide me with information about how well I am doing in school.




20. Teachers regularly post information online or send home a newsletter.






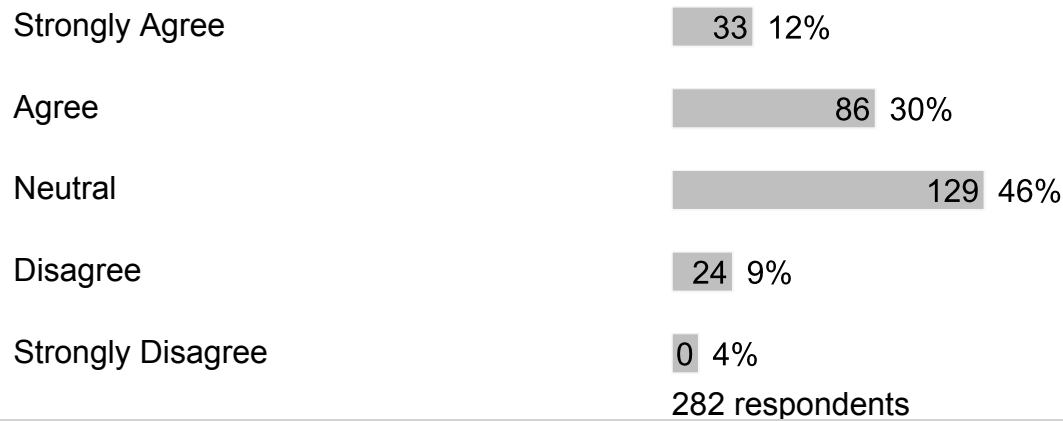
21. My teachers keep my family informed of my academic progress.




22. My school considers students' opinions when changing rules/policies and planning ways to improve the school.




23. My school shares information about school success with my community.



24. Our school uses different ways to communicate what is happening to parents and students.



25. My school focuses on Customer Service (greeting with a smile and responding to questions and concerns within one business day).



282 respondents

H. Section 7

1. What else would you like to tell us about your school?

Free form text answers are available in the exported CSV report