



Schoolwide Positive Behavior Plan (SPBP)
Broward County Public Schools



SY 2025 – 2026

School Name:	Olsen Middle School
School Number:	0471

Please refer to the SPBP Canvas Resource page to access video tutorials, guidance, and resources for completing the 2025-2026 SPBP template.

CRITICAL ELEMENT # 1: Active Team with Administrative Participation

1A. Integrated MTSS School-Leadership Team Members

Title	First and Last Name	Title	First and Last Name
1. Administrator	Janet Giancarli	7. Security Specialist/ Campus Monitor	Greg Willie
2. Point of Contact	Marienid O'Neill	8. Social Worker	Clanet Pascal-Dumas
3. BTU Representative	Lori Kiely	9. School Nurse	TBA
4. Parent/Community Representative	Sharon Bures	10. Attendance Manager	Jennifer McLeod
5. Equity Liaison	Johnita Hatcher	11. Life Skills & Wellness Liaison	Lori Bardwell
6. School Counselor	Lori Bardwell	12. Resiliency Liaison	Lori Bardwell

*Optional Team Member(s): Family Therapist, Grade Level/Content Area Representatives, Clerical, Custodial, Food/Nutrition

1B. Schedule of quarterly team meetings.

Meeting Objectives:

1. Progress monitor the action steps indicated in Critical Element #9.
2. Collect & analyze student outcome data using the 4 Step Problem Solving Process.

Quarter	PBIS Data Meeting Dates	PBIS Data Meeting Times		Faculty and Staff Data Communication/Presentation Dates
1 st	8/4/2025	2:00 p.m.		8/6/2025
2 nd	10/15/2025	2:00 p.m.		10/22/2025
3 rd	1/7/2026	2:00 p.m.		1/14/2026
4 th	3/25/2026	2:00 p.m.		4/1/2026

CRITICAL ELEMENT # 2: Faculty & Stakeholder Commitment

2. Team communication/presentation of new SPBP to staff and stakeholders

Action Steps:	Dates
Present the 2025-26 SPBP to staff (<i>prior to April 30, 2025</i>)	4/22/2025
Hold a <i>faculty</i> vote on the new SPBP (<i>prior to April 30, 2025</i>)	4/23/2025
Provide training to faculty and staff (<i>prior to September 30, 2025</i>)	8/4/2025
Present the 2025-26 SPBP to family and community stakeholders (<i>prior to September 30, 2025</i>)	8/28/2025

CRITICAL ELEMENT # 3: Data Collection and Analysis

3A. Core Effectiveness: Use current 2024-2025 school year behavior data as listed in Focus.

- (a) Review your referral data YTD in Focus – Discipline Reports – *Students with Referrals*.
- (b) Complete the yellow highlighted cells.
- (c) Auto-calculate the “% of Total Population” by clicking on each “!Zero Divide” in the cells and pressing “Fn + F9”.
- (d) Determine if the core is effective in all three areas.

TOTAL Population:	638	% of Total Population	Core Effectiveness	
# Referrals:	# of Students:			
I. 0 - 1 referrals		87%	Are your 0 – 1 referral > 80%?	<input checked="" type="checkbox"/> Yes <input type="checkbox"/> No
II. 2 - 5 referrals (at risk students)	85	13%	Are your 2 - 5 referrals <15%?	<input checked="" type="checkbox"/> Yes <input type="checkbox"/> No
III. > 5 referrals (high-risk students)	16	3%	Are your >5 referrals <5%?	<input checked="" type="checkbox"/> Yes <input type="checkbox"/> No

3B. Core Effectiveness Action Steps:

If you answered “Yes” to I, II, and III above, then your core is effective. Based upon table 8A, is your core effective?	<input checked="" type="checkbox"/> Yes <input type="checkbox"/> No
<p>Answer either (a) or (b):</p> <p>(a) If your core is effective, then identify action steps your school leadership team should continue to take for early identification of at risk or high-risk students.</p> <p>(b) If you answered “No” to at least one of the items above (I, II, or III) then indicate the supports and interventions and action steps your school leadership team will implement <i>at the beginning</i> of the next school year to improve core strength:</p> <p>Core Effectiveness Action Steps: <i>(3-4 detailed steps)</i></p> <ol style="list-style-type: none"> 1. Administration will conduct quarterly grade-level discipline assemblies. 2. Teachers will continue to utilize the Olsen Behavior Tracking Form. 3. Teachers will be trained and implement the PBIS strategies to promote our SPBP. 	

3C. Disproportionality is often measured with the relative risk statistic calculation (Relative Risk Ratio = RRR), a measure that indicates the probability of a certain event (e.g., referrals) for one subgroup when compared to all other subgroups.

Relative Risk Ratio calculations are coming soon with the Focus Data System migration.

3D. Disproportionality Action Steps:

What activities/initiatives/programs will your school leadership team implement to prevent disproportionate discipline outcomes within sub group populations (race, SWD, ELL)?	
<p>Disproportionality Action Steps: <i>(3-4 detailed steps)</i></p> <ol style="list-style-type: none"> 1. PBIS professional development focusing on tiered behavioral support, emphasizing positive reinforcement over consequences. 2. Reteach school, classroom, and location rules and expectations throughout the school year. 3. Train staff on Culturally Responsive Teaching to improve student engagement. 4. Special incentives and recognition for behavioral improvement of those at-risk students with multiple disciplinary infractions. 	

CRITICAL ELEMENT # 4: Schoolwide Expectations & Location-based Rules

- 4A.** Top five behavior incidents: **Use current 2024-2025 school year behavior data** as listed in Focus.
- Review your referral data YTD in Focus – Discipline – Category Breakdown – *Highest Discipline Code*.
 - Complete the chart by identifying the top five behavior incidents and the number of incidents for each type.
 - Complete the yellow highlighted cells.
 - Auto-calculate the total # of referrals by clicking on “0” and pressing “Fn + F9” together.

Top 5 Behavior Incidents Current Year 2024-2025	# Incidents
1. Disobedience/Insubordination	88
2. Disruptive/Unruly Play	42
3. Fight Minor/Altercation/Confrontation	39
4. Class Cut/Skipping	33
5. Tardiness Habitual	32
TOTAL	228

- 4B.** School-wide expectations are 3 – 5 positive characteristics (*not behaviors*) that counteract the top school-wide misbehaviors in section 3A. ALL people on campus are expected to model these expectations.

Schoolwide Expectations
1. Demonstrate Viking Core Value of Excellence
2. Demonstrate Viking Core Value of Character
3. Demonstrate Viking Core Value of Respect

- 4C.** Top three school-wide locations: **Use current 2024-2025 school year behavior data** as listed in Focus.
- Review your referral data YTD in Focus – Discipline – Category Breakdown – *Location*.
 - Complete the chart by identifying the top three schoolwide locations, excluding classroom and the number of incidents for each location.

Top 3 Locations, excluding Classroom:	
School Location(s)	# Incidents
1. Hallway	86
2. Cafeteria	37
3. Restroom	29

4D. Expectations and Rules Chart for common areas of school campus:
 This chart is posted in all classrooms and used to teach students during behavior lessons.

Schoolwide Expectations and Location-based Rules				Completed by each teacher:
Schoolwide EXPECTATIONS	Hallway Rules	Cafeteria Rules	Bus Rules	Classroom Rules
Demonstrate Viking Core Value of Excellence	Walk on the right side of the hallway Have your ID badge visible at all times	Sit with your class at your assigned table	Remain in your assigned seat, facing forward with feet on the floor Remain in your assigned bus area	Completed by the Week of 8/11/25 - 8/16/25 Reviewed & monitored daily throughout the school year
Demonstrate Viking Core Value of Character	Have a pass when you are not with your class Follow directions the first time given	Clean your eating space and pick up trash around your area	Keep hands, feet and objects to yourself Follow directions the first time given	Completed by the Week of 8/11/25 - 8/16/25 Reviewed & monitored daily throughout the school year
Demonstrate Viking Core Value of Respect	Keep hands and feet to yourself	Follow all directions given by the cafe monitors/adults	Board the bus one at a time	Completed by the Week of 8/11/25 - 8/16/25 Reviewed & monitored daily throughout the school year

CRITICAL ELEMENT #5: Teaching Behavior

5A. At least one lesson plan for **each** schoolwide expectation above is distributed to instructional staff during pre-planning week and are maintained in the SPBP Binder.

Dates when the schoolwide expectations lesson plans are taught by instructional staff and noted in lesson plans:			
	Date(s)	Time:	Location(s):
Start of School Year	8/11/2025	1 st Block of the Day	Classroom
After Winter Break	1/6/2026	1 st Block of the Day	Classroom
After Spring Break	3/23/2026	1 st Block of the Day	Classroom

5B. At least one Rules Lesson Plan for **each** common location is distributed to instructional staff during pre-planning. This is aligned to the **Schoolwide Expectation/Location-based Rules** chart in section 4D. Location-based rules should be taught and reinforced in the context of the location in the beginning of the year, after long breaks, and throughout the year as necessary.

Dates when the rules lesson plans for common locations are taught by instructional staff and noted in lesson plans:			
Common Location	Hallway Rules	Cafeteria Rules	Bus
Lesson Plan Dates			
Start of School Year	8/11/2025	8/11/2025	8/11/2025
After Winter Break	1/6/2026	1/6/2026	1/6/2026
After Spring Break	3/23/2026	3/23/2026	3/23/2026

5C. Prevention programs and other schoolwide student support initiatives can be used to proactively teach positive behavior and prosocial skills. Use this chart to plan for how you will use District supported programs and initiatives to promote positive behavior on campus.


Program/Initiative	Plan Details			
	When will it be taught?	Who will teach it?	How will it be implemented? <i>2-3 sentences</i>	How will it be monitored for effectiveness?
Resiliency Curriculum	Monthly	Classroom Teachers	School-wide implementation at the end of each month according to the Resiliency Curriculum calendar. Teachers will teach the mandatory monthly lessons. Students will complete the Rethink Ed quizzes.	Resiliency Liaison will monitor data on Rethink Ed.
Choose Peace/Stop Violence	1 st Quarter	Classroom Teachers	School-wide implementation during the first quarter. Students will participate in school-wide Choose Peace/Stop Violence lessons and activities.	Equity Liaison will arrange school-wide activities and monitor for effectiveness.

CRITICAL ELEMENT # 6: Recognition Programs

6A. The schoolwide recognition system focuses on reinforcing schoolwide expectations OR a specific location where referrals often occur. The recognition should be used to encourage, acknowledge, and reinforce students to exhibit positive behaviors.

Identified Schoolwide Expectation OR Specific Location: [Click here to enter Expectation OR Location](#)

4 Step Problem Solving Process	Plan Details
<p>1. Problem Identification: Review your behavior data to identify one school-wide problem. What problem did you identify? <i>(use numerical data)</i></p>	<p>Data used: Focus – Discipline – Category Breakdown – <i>Location</i></p> <p>Problem Identification Statement: <i>What problem did you identify?</i> Hallway referrals comprised 18% YTD of the total referrals for Olsen Middle School.</p>
<p>2. Problem Analysis: Why do you think this problem is occurring? What is your goal? <i>(create a SMART goal statement with numerical data)</i></p>	<p>Hypothesis: <i>Why do you think this problem is occurring?</i> Students have a disconnected understanding of school rules and expectations.</p> <p>SMART Goal Statement: By May 2026, hallway referrals will reduce from 18% to 15% YTD of the total referrals for Olsen Middle School.</p>
<p>3. Intervention Design: Describe how you will implement a positive reward program/system to decrease this problem.</p>	<p>Type of Program/System: Economic simulation system</p> <p>Description of Program/System: (<i>≥ 4 sentences</i>) How you will implement a positive reward program/system to decrease this problem?</p> <p>Teachers will provide students with Viking Bucks to reward students who display the Viking Core Values of excellence, character and respect. The Viking Bucks will be used weekly or saved to purchase items from the school store during lunch. Teachers will explicitly state the rationale for the student's receiving the Viking Buck. We will highlight school-wide those who have demonstrate positive behavior.</p>
<p>4. Evaluation: A. Implementation fidelity</p>	<p>How will you monitor the fidelity (consistency and effectiveness) of the staff's implementation of the reward program/system? (<i>2-3 sentences</i>)</p> <p>Viking Bucks will be provided with teacher names and colors for academic or behavioral success. These Viking Bucks will be tallied by the teacher to monitor that these incentives are being distributed equitably and provided to students by each teacher on campus.</p>
<p>B. Student outcome monitoring <i>(use numerical data)</i></p>	<p>How will you know if the reward program/system is positively impacting students? What measurable data will you use to determine "success"? (<i>2-3 sentences</i>)</p> <p>The PBIS team will analyze data from the Behavior Dashboard quarterly to determine if using the incentive plan creates positive success within our school culture. The evaluation of the core effectiveness of various incentives will be monitored, and student surveys will be used to determine what incentives students would prefer.</p>

6B. *Character Education* is an educational and award program utilized to teach and recognize students who display positive character traits each month. Please refer to the BCPS website for lesson plans, videos and additional resources to support this recognition program at your school. 

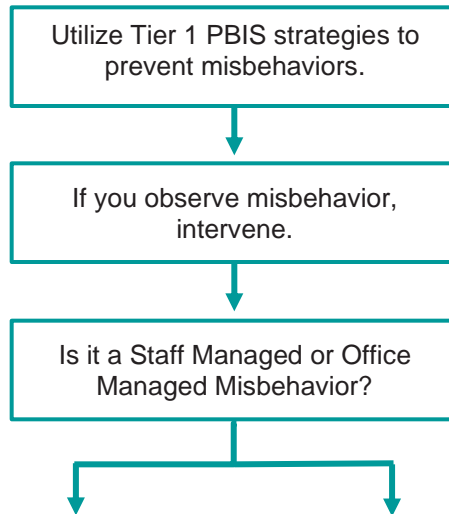
Monthly Character Traits	Plan Details
	How will you recognize <i>Kids of Character</i> each month? (<i>2-3 sentences</i>)

1. September: Cooperation
2. October: Responsibility
3. November: Citizenship
4. December: Kindness
5. January: Respect
6. February: Honesty
7. March: Self-Control
8. April: Tolerance

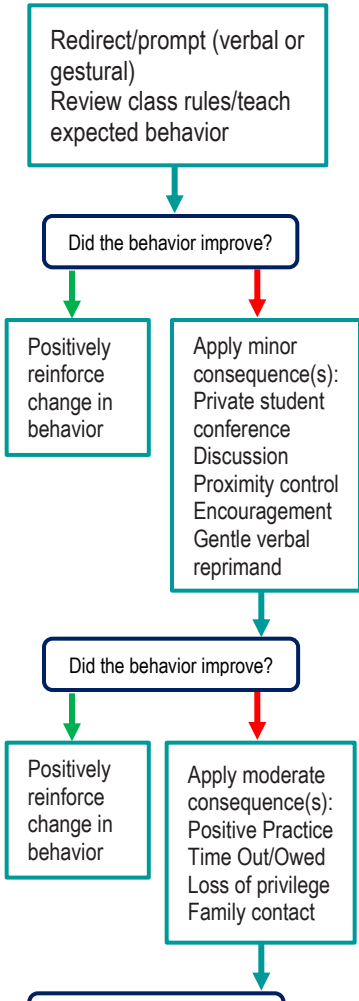
Each month, teachers and staff will nominate students who exemplify the BCPS Character Trait of the Month. Recognized students will receive a certificate, be mentioned on the school's morning announcements, and in our monthly Parent Link.

CRITICAL ELEMENT #7: Effective Discipline Procedures

You can choose to use the flow chart below or create your own. This flow chart is posted in all classrooms and used to teach students during behavior lessons.



- Tier 1 Strategies include, but are not limited to:
- Effective classroom structure
 - Precorrection
 - Preferential seating/seat change
 - Remove distractions
 - Personal schedule/organization
 - Reteach expectations and rules
 - Redirection
 - Prompts, cues, and reminders
 - Think time/cool down area
 - Consistent reward system
 - Modify academic assignments
 - Provide choices



Staff Managed Misbehaviors	Office Managed Misbehaviors
Note: The behaviors provided are examples, not an exhausted list of misbehaviors.	
Inappropriate language <ul style="list-style-type: none"> • name calling • use of profanity 	Inappropriate language <ul style="list-style-type: none"> • racial slurs or taunting • profanity directed at a staff member
Disrespect <ul style="list-style-type: none"> • talking back • physical gestures 	Harassment <ul style="list-style-type: none"> • bullying • threat or intimidation
Defiance <ul style="list-style-type: none"> • work refusal • head down on desk/sleeping • not following directions 	Defiance <ul style="list-style-type: none"> • leaving classroom, assigned area, or school grounds without permission • forgery/plagiarism
Disruptive <ul style="list-style-type: none"> • tattling/false information • talking out of turn • calling out distracting others 	Disruptive <ul style="list-style-type: none"> • inciting others to disrupt teacher • chronic classroom disruption: more than 3 times within 30 minutes
Physical Contact <ul style="list-style-type: none"> • touching others, pushing/shoving (no injuries) • mutual horseplay 	Physical Contact <ul style="list-style-type: none"> • touching others (hitting, kicking, biting) with intent to do harm • petty theft
Violation of classroom or location-specific rules	Violation of the Code of Student Conduct

Staff:
Submit an office discipline referral (ODR) using report style writing (non-judgmental, observable, and measurable language)

Administrator:
Review, investigate and apply consequence according to policy
Contact family to communicate incident and consequence
Follow up with teacher/feedback/support




Crisis Events:
In need of immediate assistance
Potentially unsafe environment
Suspicion of criminal behavior
Contact front office/administration immediately

CRITICAL ELEMENT # 8: Classroom Management Systems

8A. Evidence-based Tier 1 classroom management system:

Which evidence-based system(s) are you using?	Provide 3-4 measurable and observable action steps the team will take to help educators improve their classroom management system. <i>(3-4 detailed steps)</i>
<input type="checkbox"/> CHAMPS <input checked="" type="checkbox"/> Positive Behavior Interventions and Supports and the Classroom https://fl-pda.org/#/category/26 <input type="checkbox"/> Other: Click here to enter name of system.	<ol style="list-style-type: none"> Administration will conduct monthly classroom walkthroughs to provide teachers with specific feedback related to classroom expectations and student engagement. Teachers will participate in quarterly PBIS professional learning focusing on classroom management strategies, managing disruptions proactively, and positive reinforcement techniques. School counselors will provide monthly targeted small group interventions to at-risk students.

8B. The administration reviews and analyzes the fidelity of staff implementation of Tier 1 classroom management systems **across teachers** using:

<input type="checkbox"/> CHAMPs 7 Up Checklist 
<input type="checkbox"/> Classroom Snapshot (Classroom Management Assessment) 
<input checked="" type="checkbox"/> PBIS Classroom Assistance Tool (CAT) 
<input type="checkbox"/> Other <i>(specify)</i> :

8C. Percentage of classroom referrals: **Use current 2024-2025 school year behavior data** as listed in Focus.

(a) Review your classroom data YTD in Focus – Discipline – Category Breakdown – *Location*.

(b) Complete the yellow highlighted cells.

(c) Auto-calculate the % of referrals in the classroom by clicking on “!Zero Divide” in the next cell and pressing “Fn + F9” together.

Total number of discipline referrals from classrooms :	275
Total number of <i>other school-wide</i> discipline referrals (not including classrooms):	206
% of referrals in the classroom:	57%
Do more than 40% of your referrals come from the classroom?	<input checked="" type="checkbox"/> Yes <input type="checkbox"/> No

If >40% of discipline referrals come from the classroom, it suggests Tier 1 classroom management implementation may need to be strengthened school wide.

Critical Elements # 9: SPBP Implementation Planning

RED Font = Action Steps for all schools in Broward County

GREY Font = Best Practices for all schools in Broward County

TEAL Font = Resources available at <https://browardschools.instructure.com/enroll/PWF673>

Implementation Action Plan	
Month	Action Steps
	<input checked="" type="checkbox"/> check off Action Step when completed
Current	<ul style="list-style-type: none"> <input type="checkbox"/> Create an SPBP binder or portfolio to retain (for 2 years) hard copies of: your SPBPs, Action Plans, staff PBIS professional development attendance, stakeholder training attendance, quarterly meeting agendas, quarterly staff behavior presentations, voting attendance and outcome, Expectations lesson plans and Rules lesson plans
Pre-Planning	<ul style="list-style-type: none"> <input type="checkbox"/> Print up your SPBP and Feedback form BCPS Central <input type="checkbox"/> Provide SPBP presentation to all staff during Pre-Planning <input type="checkbox"/> Disseminate the current SPBP (hard copy or electronically) to all staff and stakeholders <input type="checkbox"/> Market and post School-wide Expectations and Location-specific Rules <input type="checkbox"/> Identify your district PBIS Specialist (Contact amber.jennings@browardschools.com for more information if you are unsure) <input type="checkbox"/> Ensure schedule of quarterly meeting dates for entire year as indicated in the SPBP (indicated in yellow)
August 1 st Quarter Team Meeting	<ul style="list-style-type: none"> <input type="checkbox"/> Determine any needed team training, such as: 4 Step Problem Solving Process series, PBIS 10 Critical Elements, Data Collection, etc. <input type="checkbox"/> Review previous year's SPBP and feedback form; make necessary modifications <input type="checkbox"/> Review previous year's data (Use Tier 1 Agenda and Quarter Big 5 Data template on PBIS Canvas page) <input type="checkbox"/> Verify and implement teaching schedule for Expectations and Rules behavior lesson plans <input type="checkbox"/> Implement the Reward System for all students as indicated in the SPBP <input type="checkbox"/> Ensure the Discipline Flow Chart is distributed to all staff and is being used as written <input type="checkbox"/> Present implementation data, behavior data, team activities and SPBP progress to entire staff <input type="checkbox"/> Ensure all teachers are using an evidence-based classroom management plan, such as CHAMPS <input type="checkbox"/> Confirm next quarterly PBIS team meeting date and time
September	<ul style="list-style-type: none"> <input type="checkbox"/> Provide SPBP stakeholder presentation by September 30th <input type="checkbox"/> Ensure instructional staff know how to document Tier 1 Supplemental Strategies for behavior <input type="checkbox"/> Check for staff and teacher understanding of PBIS - provide "PBIS 101" training as a resource Brainshark available at: http://www.brainshark.com/browardschools/PBIS101
October 2 nd Quarter Team Meeting	<ul style="list-style-type: none"> <input type="checkbox"/> Review previous quarter's data. (Use Tier 1 Agenda and Quarter Big 5 Data template on PBIS Canvas page) <input type="checkbox"/> Present implementation data, behavior data, team activities, and SPBP progress to entire staff <input type="checkbox"/> Ensure Core Effectiveness Action Steps are being implemented as written <input type="checkbox"/> Complete Quarterly Big 5 Data Template and submit to your PBIS Administrator <input type="checkbox"/> Confirm next quarterly PBIS team meeting date and time
November	<ul style="list-style-type: none"> <input type="checkbox"/> Review/revise lesson plans as indicated by previous quarter behavior data <input type="checkbox"/> Ensure that the Student Outcome Monitoring Action Steps are being implemented as written
January 3 rd Quarter Team Meeting	<ul style="list-style-type: none"> <input type="checkbox"/> Staff to re-teach Expectations and Rules after winter break <input type="checkbox"/> Review previous quarter's data. (Use Tier 1 Agenda and Quarter Big 5 Data template on PBIS Canvas page) <input type="checkbox"/> Present implementation data, behavior data, team activities, and SPBP progress to entire staff <input type="checkbox"/> Complete Quarterly Big 5 Data Template and submit to your PBIS Administrator <input type="checkbox"/> Confirm next quarterly PBIS team meeting date and time
February	<ul style="list-style-type: none"> <input type="checkbox"/> Check on recently hired staff for PBIS understanding - provide "PBIS 101" Brainshark resource <input type="checkbox"/> Utilize the Stakeholder SPBP Forms Survey to solicit input for planning next year's SPBP (optional)
March 4 th Quarter Team Meeting	<ul style="list-style-type: none"> <input type="checkbox"/> Ensure progress towards completion and submission of next year's SPBP <input type="checkbox"/> Staff to re-teach Expectations and Rules after spring break <input type="checkbox"/> Review previous quarter's data. (Use Tier 1 Agenda and Quarter Big 5 Data template on PBIS Canvas page) <input type="checkbox"/> Present implementation data, behavior data, team activities, and SPBP progress to entire staff <input type="checkbox"/> Complete Quarterly Big 5 Data Template and submit to your PBIS Administrator
April	<ul style="list-style-type: none"> <input type="checkbox"/> Provide staff presentation and faculty vote on new SPBP for next year <input type="checkbox"/> Submit your SPBP in BCPS Central by April 30th. Use this new SPBP in the next school year <input type="checkbox"/> Continue implementing your current SPBP through the end of the current school year

CRITICAL ELEMENT # 10: Evaluation

10A. Staff Implementation of the Schoolwide Positive Behavior Plan: review goals, evaluate implementation, and create 2 action steps to review in quarterly PBIS meetings.

“Are staff implementing the SPBP with fidelity? If not, how will you address this area?”

STAFF Implementation Monitoring		
Staff Implementation Goal	Quarterly Team Review: Implemented with fidelity?	If you answered No , enter 2 action steps your school will take to move towards this goal by the next PBIS meeting.
100% of hallways, front office, cafeteria, and other public areas all have school-wide expectations and location-specific rules posted.	<input checked="" type="checkbox"/> Yes <input type="checkbox"/> No	
100% of instructional staff has delivered expectations and rules lesson plans as written and when indicated.	<input checked="" type="checkbox"/> Yes <input type="checkbox"/> No	
100% of staff members are oriented to the Discipline Flow Chart. It is used consistently by 100% instructional staff, behavioral support, and administrators.	<input type="checkbox"/> Yes <input checked="" type="checkbox"/> No	By 8/15/2025, 1. Teachers and staff will participate in PBIS training to review the Discipline Flow Chart by providing scenarios and role-playing activities to reinforce correct chart application. 2. The Discipline Flow Chart will be posted in every classroom and common areas throughout the school.
A recognition system is implemented by 100% staff for <i>all</i> students.	<input checked="" type="checkbox"/> Yes <input type="checkbox"/> No	

10B. The SPBP is successful in positively impacting **students**: review behavior data and create a SMART goal. Evaluate implementation and create action steps to review in quarterly PBIS meeting.


“If staff are implementing the SPBP consistently and effectively, is it positively impacting students? How will you know?”

SMART Criteria:

S	Specific	Concrete, detailed, focused, and well defined. Results-focused and action-orientated.
M	Measurable	The measurement sources (data) are defined numerically in order to track progress towards the objective.
A	Attainable	Objectives are achievable in the near future to maintain motivation.
R	Realistic	Staff have the resources to achieve the objective- time, personnel, materials, etc.
T	Time-bound	Agreed-on time frames create the necessary urgency and prompt action.

STUDENT Outcome Monitoring		
Student Outcome Data	Complete the SMART goal to determine “successful” student outcomes <i>(use numerical data)</i>	List 2 action steps your team will take to ensure this goal is monitored and meets or exceeds the SMART goal.
Behavior Incidents	By June 3, 2026, Disobedience/Insubordination Referrals will decrease from 88 to 70 YTD referrals as measured by Office Discipline Referrals (ODRs) in Focus.	1. Staff training on the Effective Discipline Management Flowchart by the first week of September. 2. PBIS quarterly meetings will focus on reviewing disobedience/insubordination referral data and providing professional learning on classroom management expectations and strategies.

SPBP Submission

1. Upload completed SPBP (as PDF) into BCPS Central in the School Improvement Plan. 
2. Complete PBIS Point of Contact form. 