

# BCPS STUDENT (Grades 6-12) CUSTOMER SURVEY 2025

---

run on 11/04/2025





# BCPS STUDENT (Grades 6-12) CUSTOMER SURVEY 2025

run on 11/04/2025

Custom Survey

1 survey(s) 283 response(s)

## Report Filters

**School:**  
N/A

**Race:**  
N/A

**Grade:**  
N/A

**Gender:**  
N/A

**Ethnicity:**  
N/A

**Tag:**  
N/A

## BCPS STUDENT (Grades 6-12) CUSTOMER SURVEY 2025

### Demographics

Number of Responses | Percentages of Total Responses

#### 1. Gender

Male	172	61%
Female	106	37%
Prefer not to answer	5	2%

283 respondents

#### 2. Race

American Indian or Alaska Native	1	1%
Asian	0	0%
Black or African American	167	62%
Native Hawaiian or Other Pacific Islander	1	1%
White	32	12%

Multiracial 18 7%

Other 47 17%

271 respondents

### 3. Ethnicity

Hispanic 87 40%

Non-Hispanic or Latino 78 36%

Prefer not to answer 51 24%

216 respondents

### 4. Grade

Grade 7 7 2%

Grade 8 16 6%

Grade 9 22 8%

Grade 10 55 19%

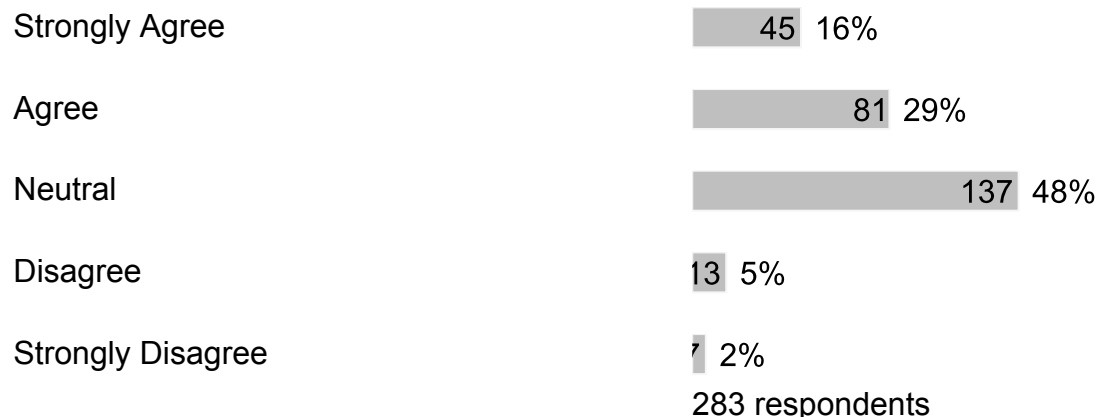
Grade 11 86 30%

Grade 12 97 34%


283 respondents

## C. Section 2

### 1. I feel safe at my school.



### 2. I feel safe getting to and from my school.



3. \*Note: Remember, this survey is anonymous, please report any bullying concerns to a trusted adult at your school. The next 10 questions ask about bullying. Bullying is when 1 or more students tease, threaten, spread rumors about, hit, shove, or hurt another student over and over again. It is not bullying when 2 students of about the same strength or power argue, fight or tease each other in a friendly way. During the past 12 months, have you ever been bullied on school property?

Yes 34 12%

No 249 88%

283 respondents

4. The primary location on school property where I was bullied during the last 12 months was:

On the school bus 13 5%

In the classroom 2 4%

In the cafeteria 7 3%

In the hallway 5 2%

In the restroom 0%

Other school area 1%

Does not apply to me 240 86%

280 respondents

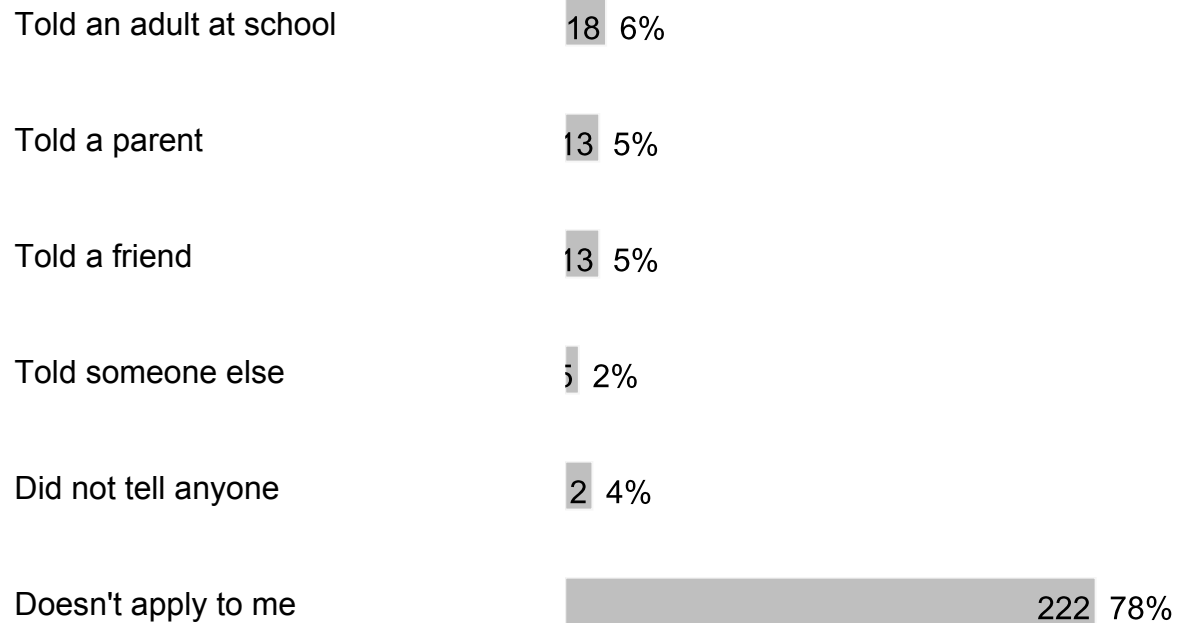
5. During the past 12 months, have you ever been electronically bullied? (Count being bullied through texting, Instagram, TikTok, Snapchat or other social media.)

Yes 38 13%

No 245 87%

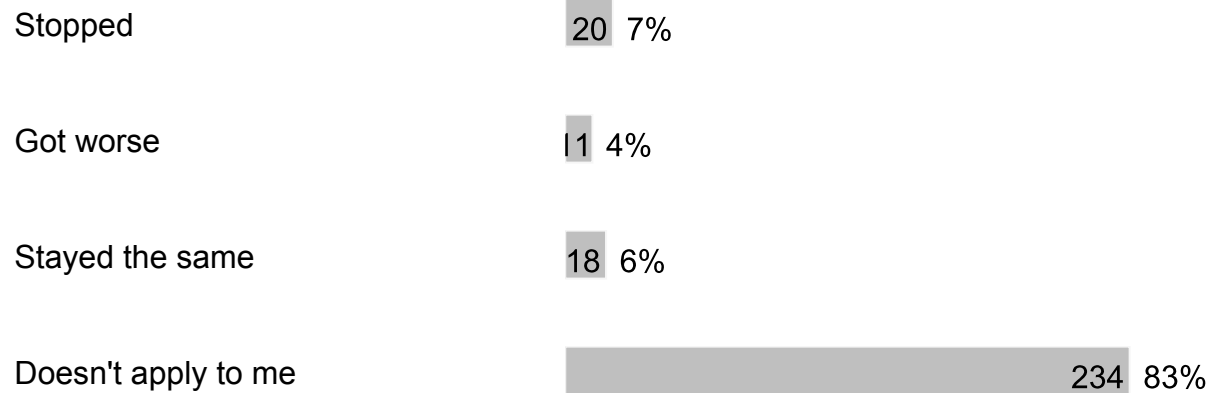
283 respondents

**6. After I was bullied, I:**



283 respondents

**7. After I told an adult at school about being bullied, the bullying:**



283 respondents

**8. A teacher or another adult at school taught our class about what bullying is this school year.**

Yes 146 52%

No 137 48%

283 respondents

9. I think bullying is wrong.

Strongly Agree 128 45%

Agree 72 25%

Neutral 69 24%

Disagree 1 1%

Strongly Disagree 1 4%

283 respondents

10. I know different ways to intervene or help if bullying were occurring or going to occur.

Strongly Agree 51 18%

Agree 76 27%

Neutral 133 47%


Disagree 2 4%

Strongly Disagree 1 4%

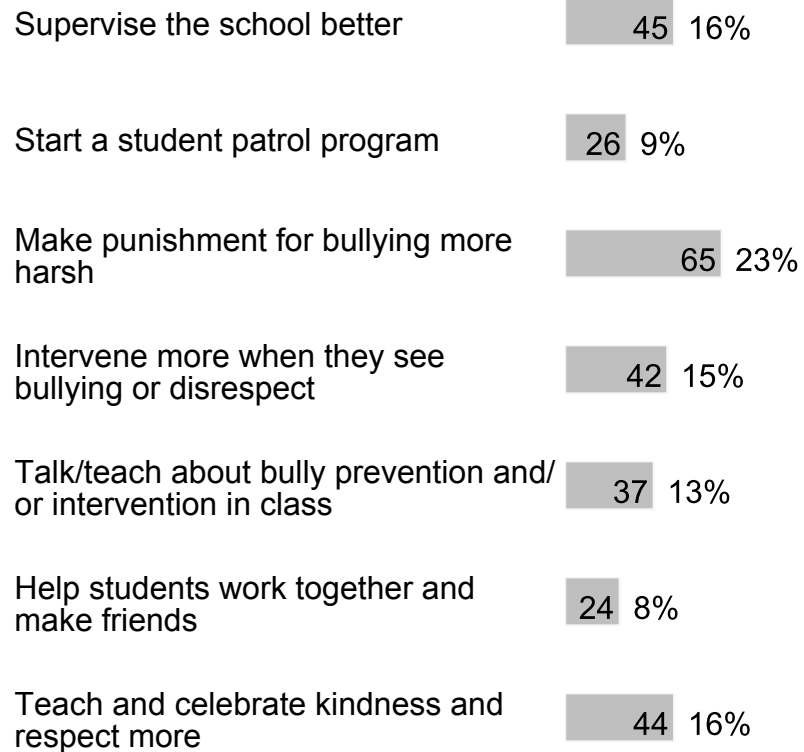
283 respondents

11. I would intervene or help if another student was being bullied.

Strongly Agree 49 17%

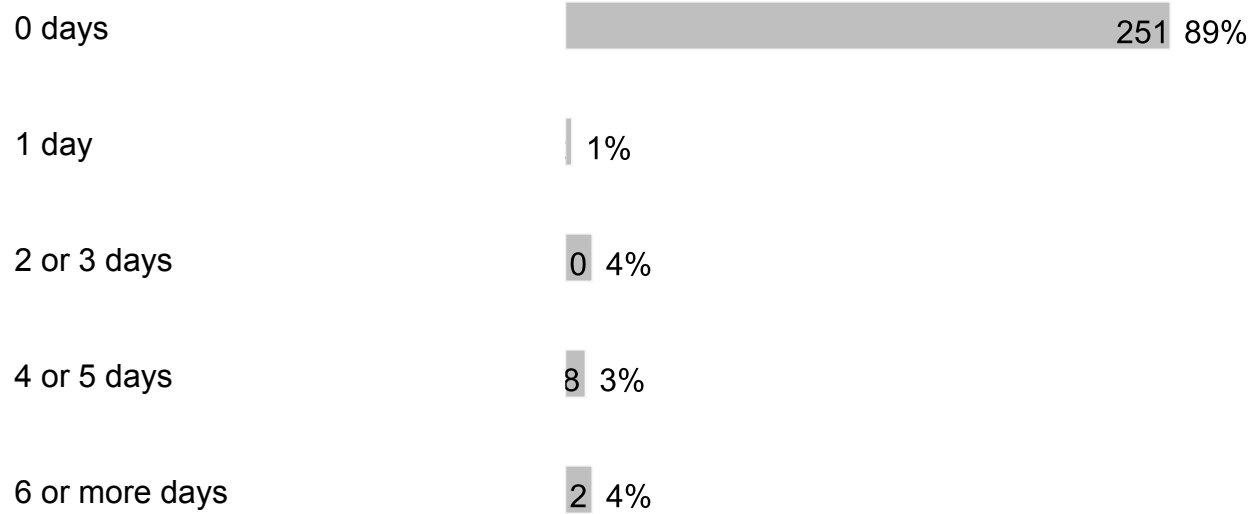


**12. What can adults do to help stop bullying at school?**



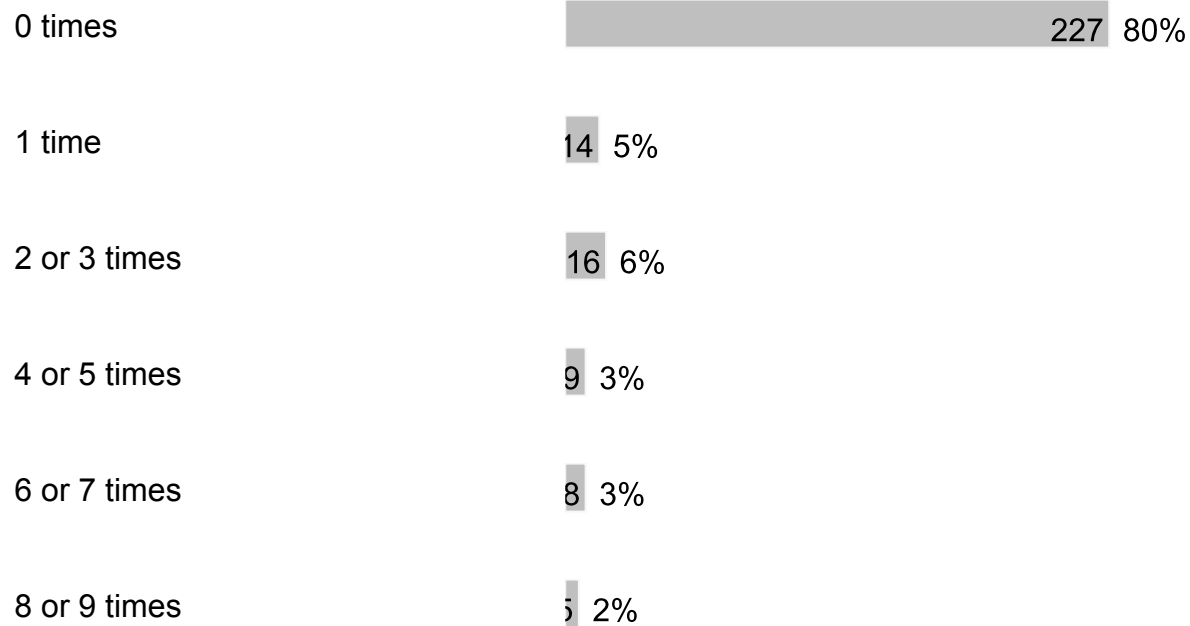
283 respondents

**13. During the past 30 days, how many days did you carry a weapon such as a gun, knife or club on school property?**



283 respondents

**14. During the past 30 days, how many times have you been threatened by another student at school?**



10 or 11 times | 1%

12 or more times | 1%

283 respondents

**15. During the past 12 months, how many times were you in a physical fight on school property?**

0 times 219 77%

1 time 13 5%

2 or 3 times 18 6%

4 or 5 times 0 4%

6 or 7 times 9 3%

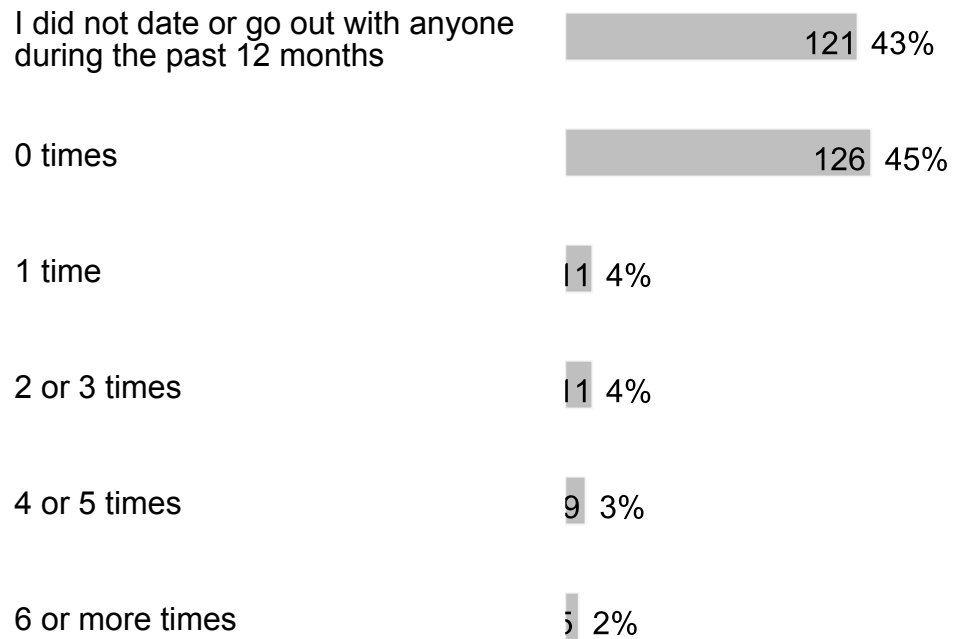
8 or 9 times 5 2%

10 or 11 times | 1%

12 or more times 5 2%

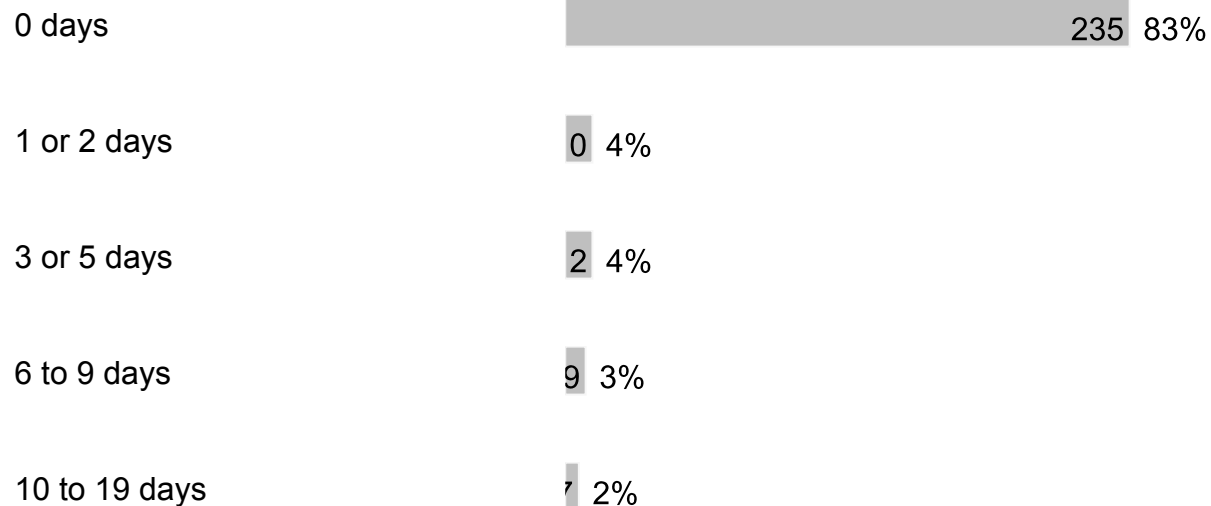
283 respondents

**16. During the past 12 months, how many times did someone you were dating or going out with physically hurt you on purpose? (Count such things as being hit, slammed into something or injured with an object or weapon.)**



283 respondents

**17.** During the past 30 days, how many days did you have at least one drink of alcohol? (Alcohol includes drinking beer, wine, flavored alcoholic beverages and liquor such as rum, gin, vodka, whiskey, etc.) For the purpose of this question, drinking alcohol does not include drinking a few sips of wine for religious purposes.



20 to 29 days 8 3%

All 30 days 1 1%

283 respondents

**18.** During the past 30 days, how many days did you use an electronic vapor product? (Electronic vapor products include JUUL, SMOK, Suorin, Vuse, blu e-cigarettes, vapes, vape pens, e-cigars, e-hookahs, hookah pens, mods, etc.)

0 days 241 85%

1 or 2 days 5 2%

3 or 5 days 9 3%

6 to 9 days 10 4%

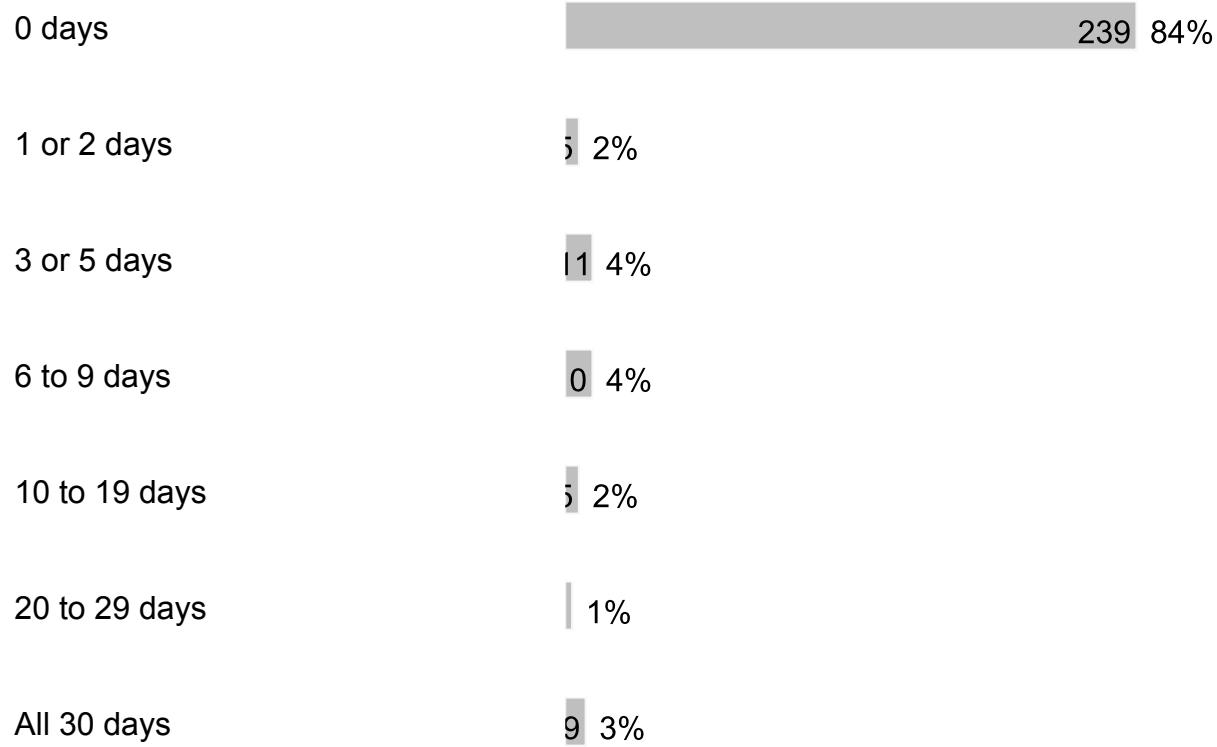
10 to 19 days 5 2%

20 to 29 days 5 2%

All 30 days 7 2%

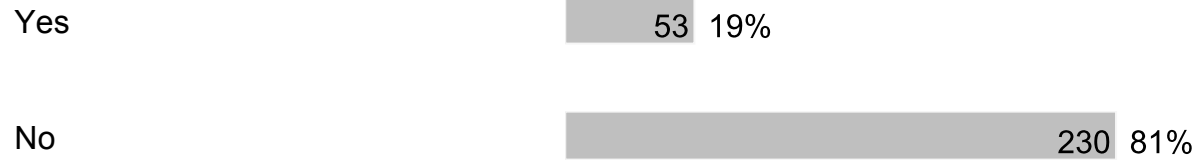
283 respondents

**19.** During the past 30 days, how many days did you use marijuana (also called pot or weed)? Do not count CBD-only or hemp products, which come from the same plant as marijuana, but do not cause a high when used alone.



283 respondents

**20.** During the school year, I participated in alcohol, other drug or tobacco prevention activities or lessons.




283 respondents

**21.** I believe drinking alcohol is bad for your brain.



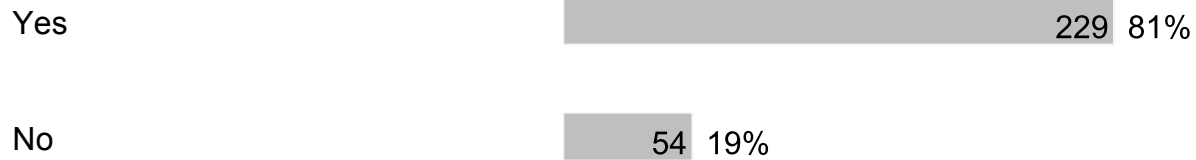
283 respondents

**22.** In your opinion, what percentage of Broward County students in grades 6 - 12 choose not to drink alcohol?



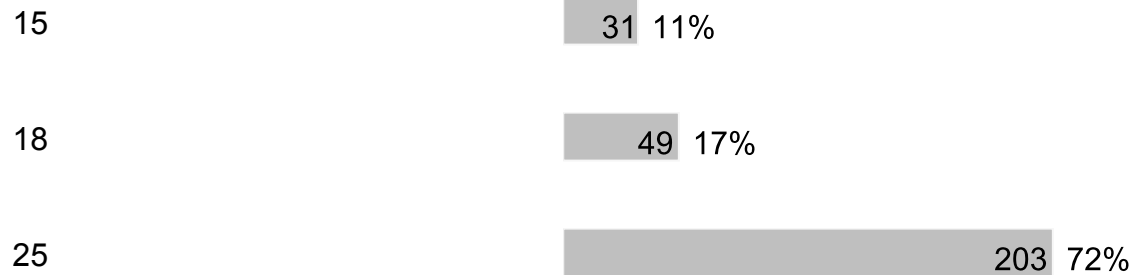
283 respondents

**23.** I believe using drugs are bad for your health.



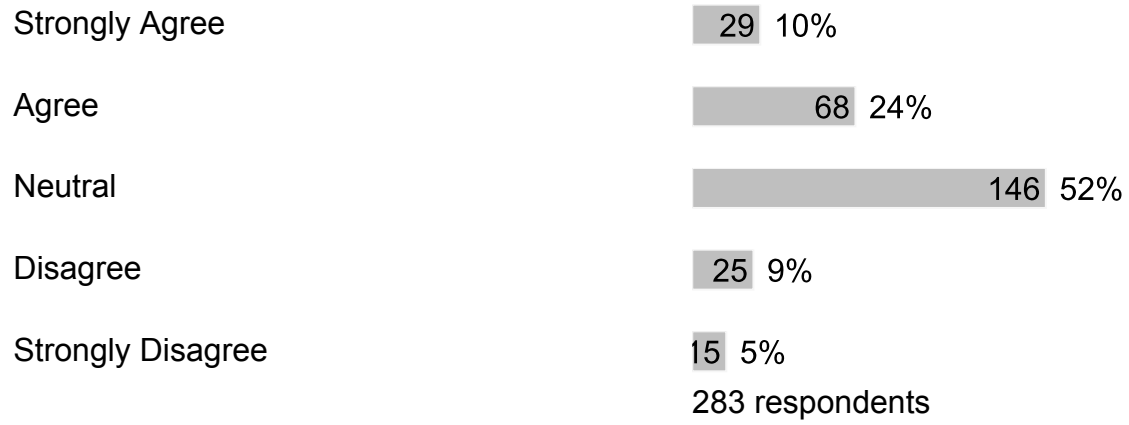
283 respondents

**24.** At what age is a human brain fully developed?



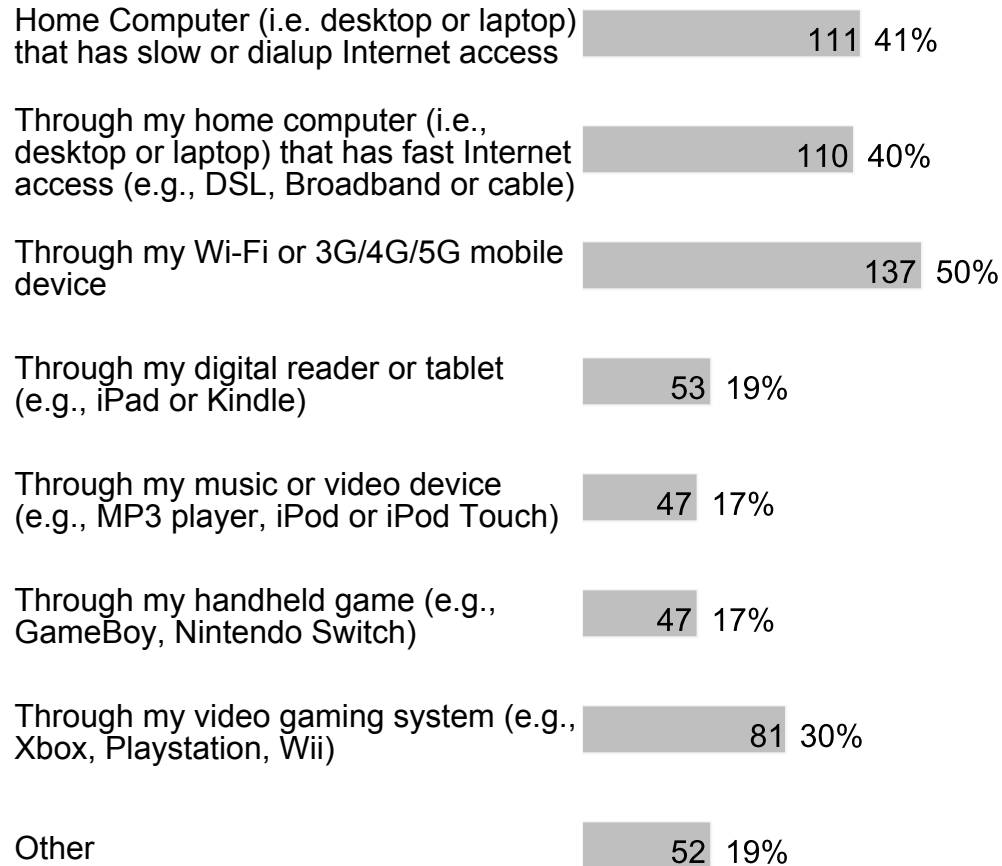
283 respondents

**25.** My school is clean and well-maintained.



## D. Section 3

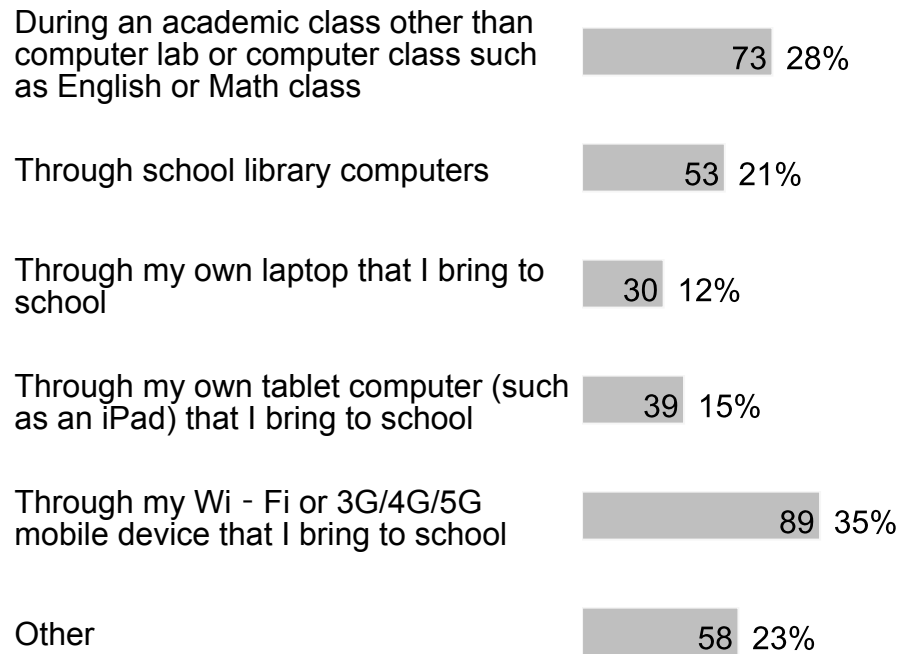
1. During a typical week, I have access to the internet at home in the following ways (check all that apply):



273 respondents

2. During a typical school day, I have access to the internet at school in the following ways (check all that apply):

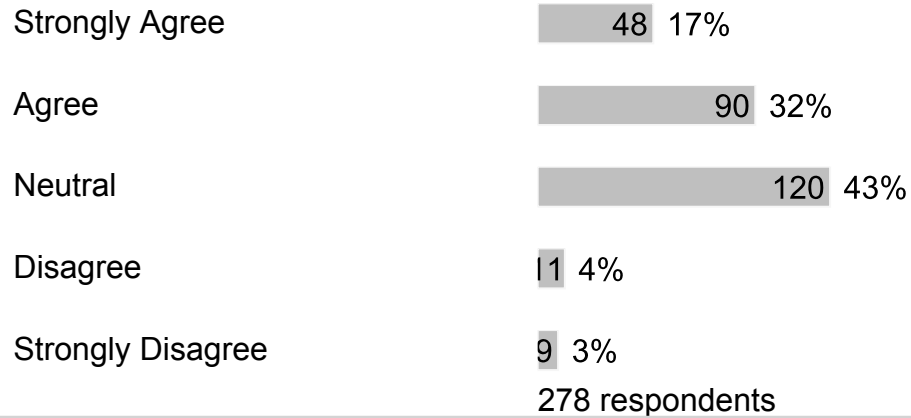




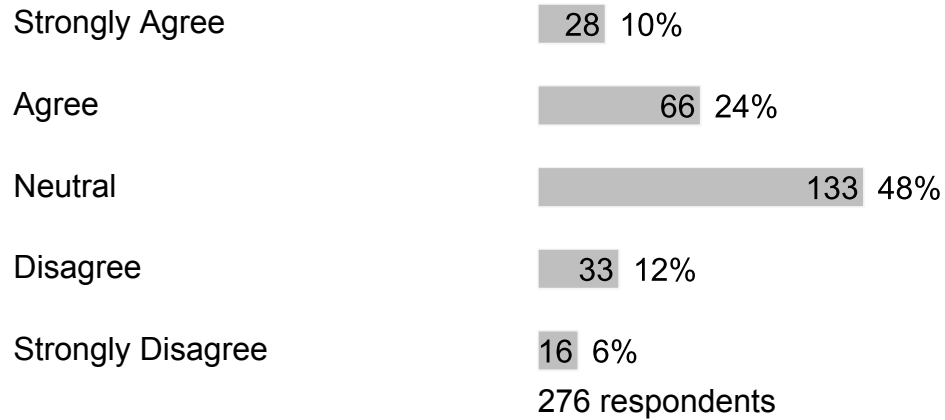
257 respondents

## E. Section 4

1. My school provides sufficient material resources (books, supplies, technology, etc.) to meet my needs.

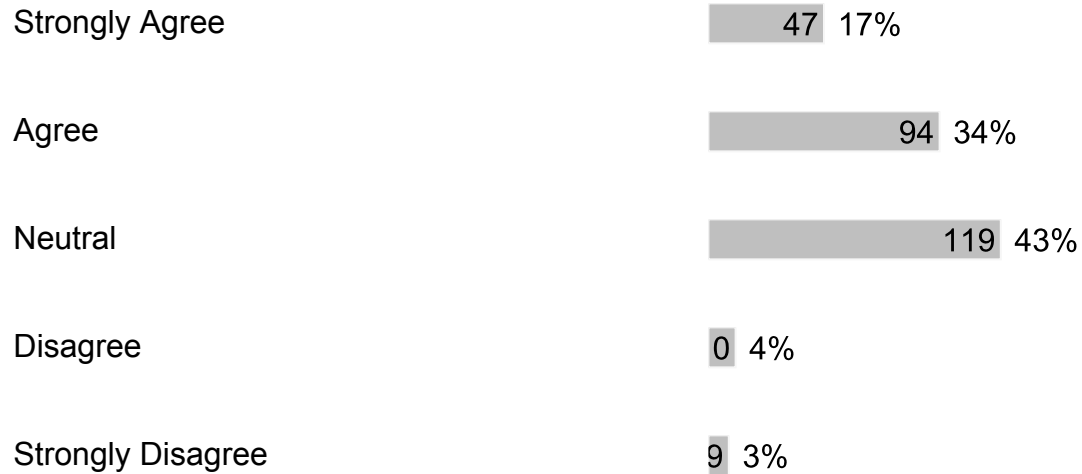


2. I would recommend my school to my friends.



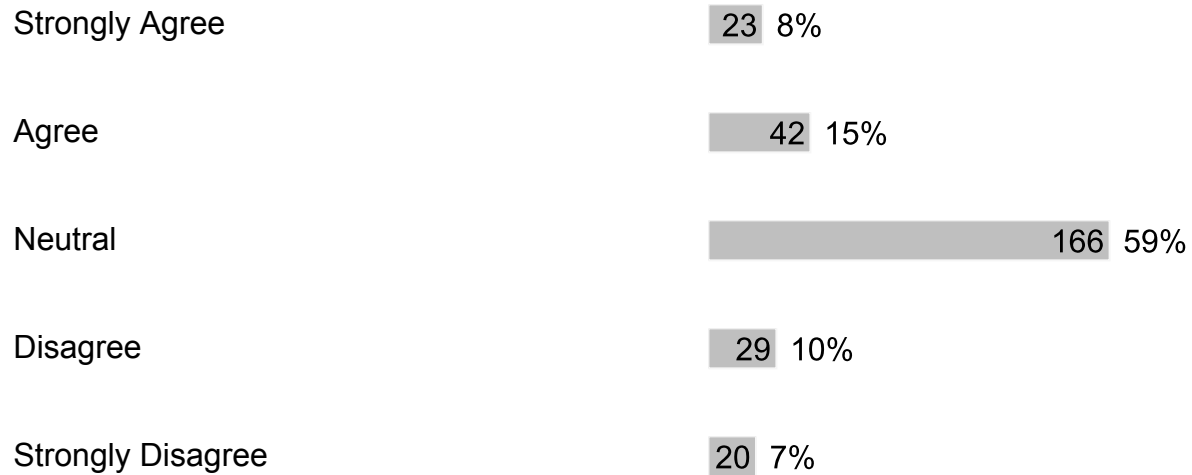
## F. Section 5

### 1. If I have a problem, I know who I can go to for help.



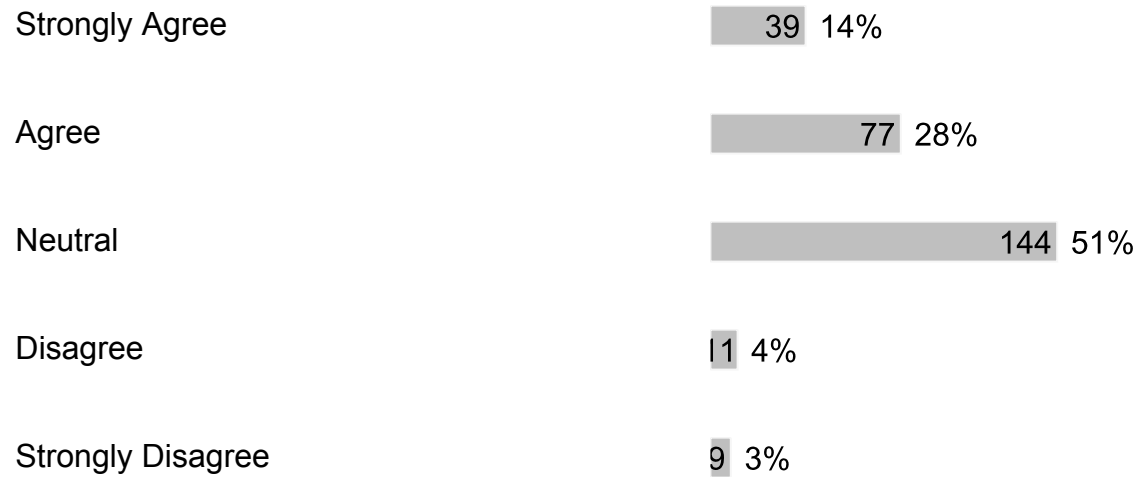
279 respondents

### 2. In my school, students treat adults with respect.



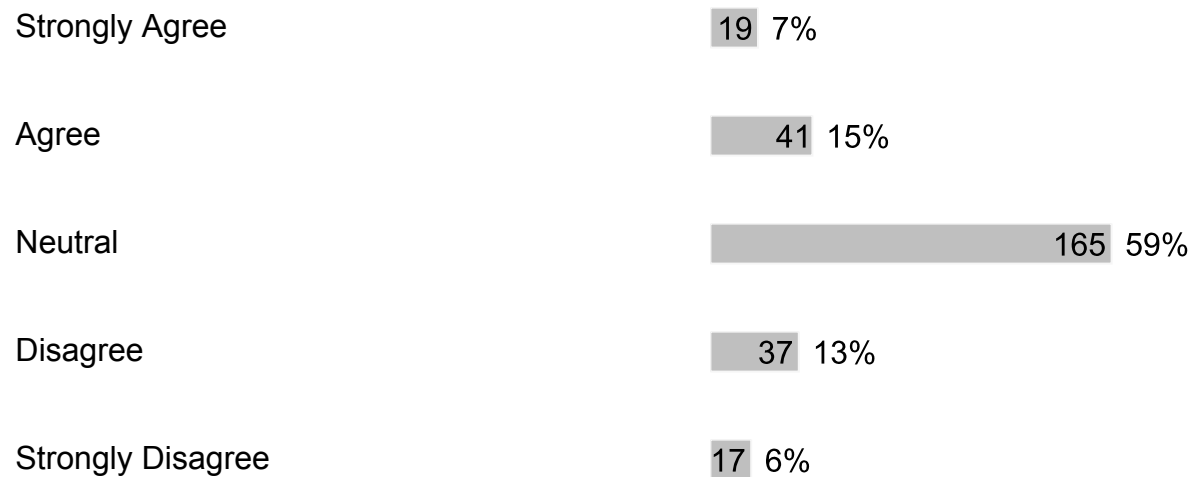
280 respondents

**3. In my school, adults treat students with respect.**




280 respondents

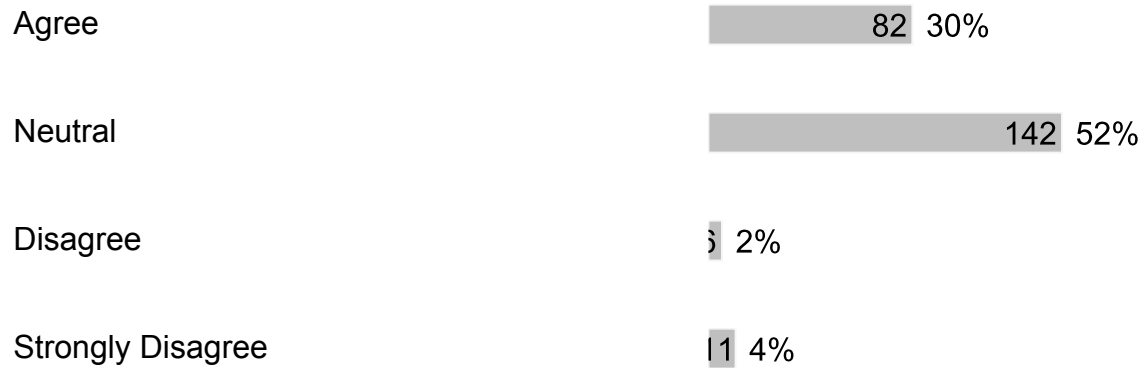
**4. In my school, students treat each other with respect.**



279 respondents

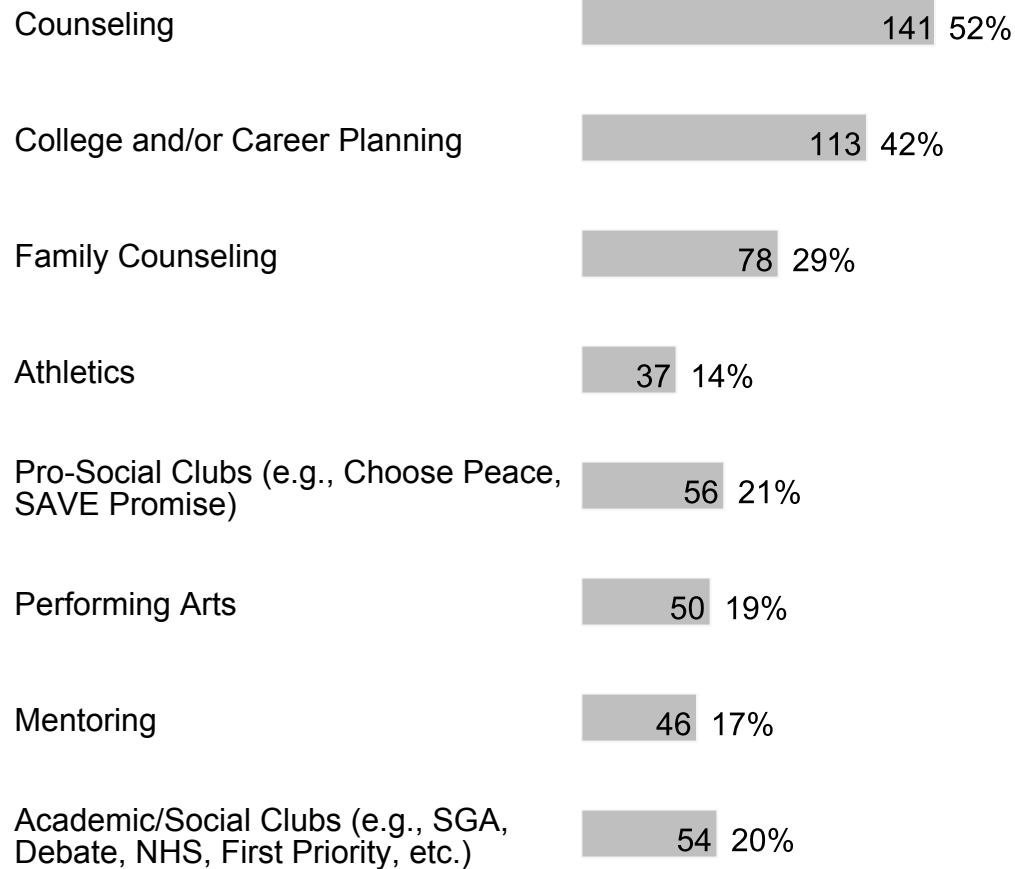
**5. My school provides me the support that I need.**

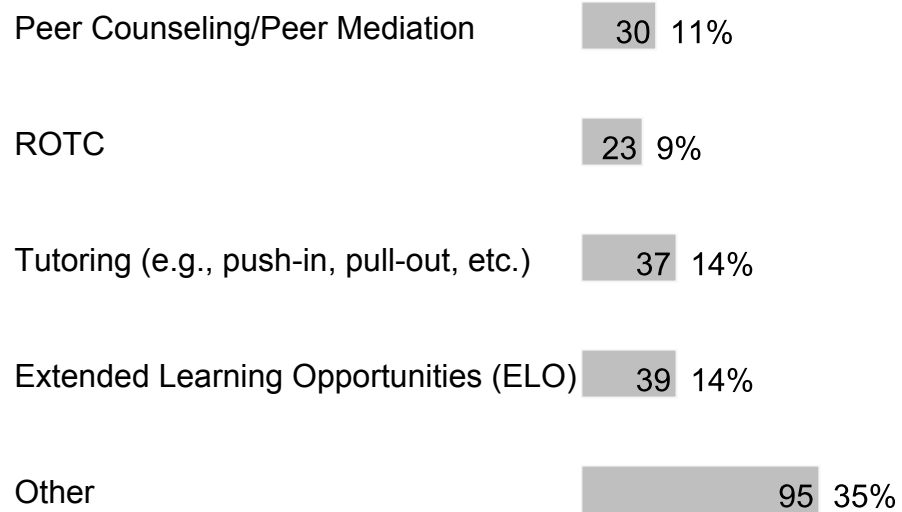




274 respondents

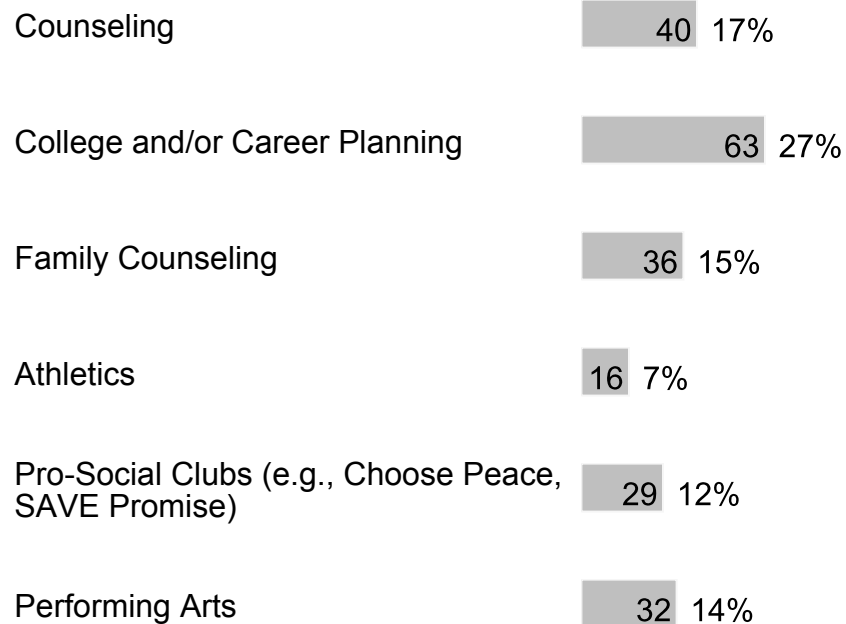
**6. At my school, the following programs/services are available (check all that apply):**

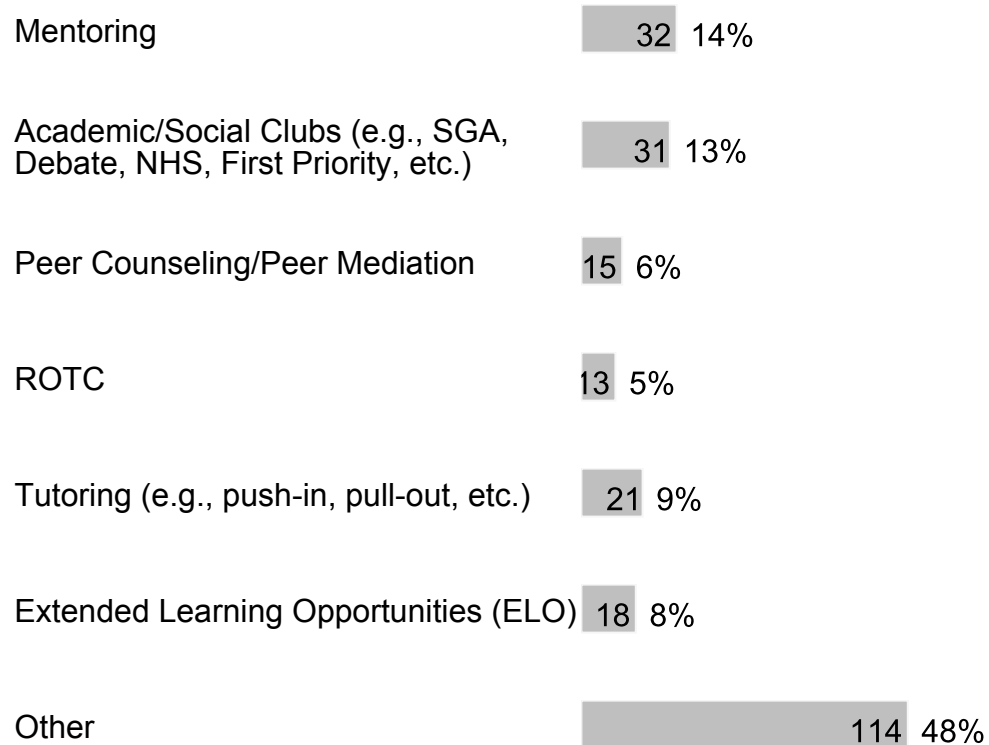




270 respondents

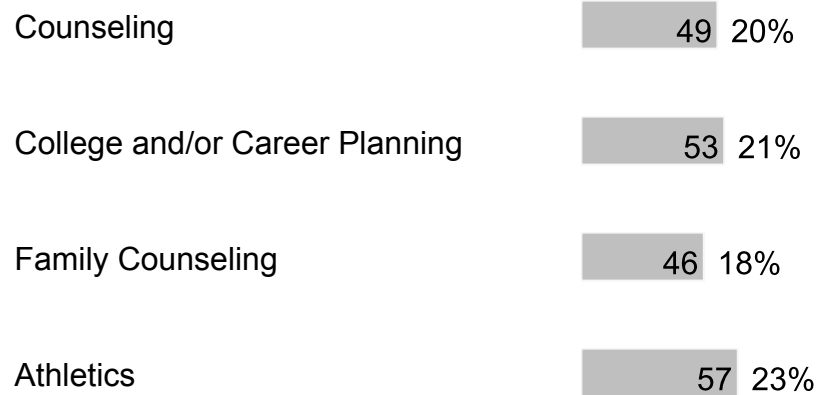
7. At my school, I participate in the following programs/services (check all that apply):

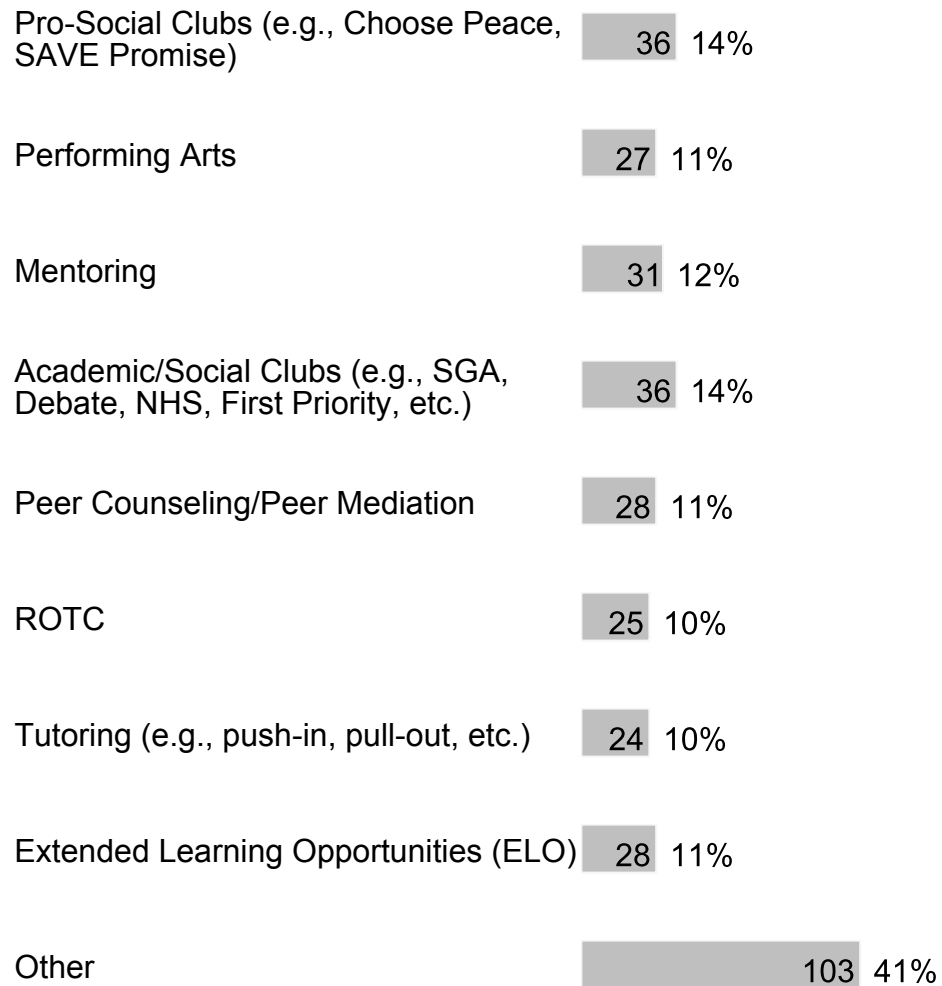




237 respondents

**8. These are the programs/services at my school that I value most or would value if they were available at my school (check all that apply):**





250 respondents

**9. I am friends with other students at this school.**



Disagree 8 3%

Strongly Disagree 17 6%

283 respondents

**10. Which character traits do you value the most in yourself and others? (check all that apply)**

Cooperation 109 39%

Responsibility 145 51%

Citizenship 73 26%

Respect 185 65%

Kindness 164 58%

Honesty 160 57%

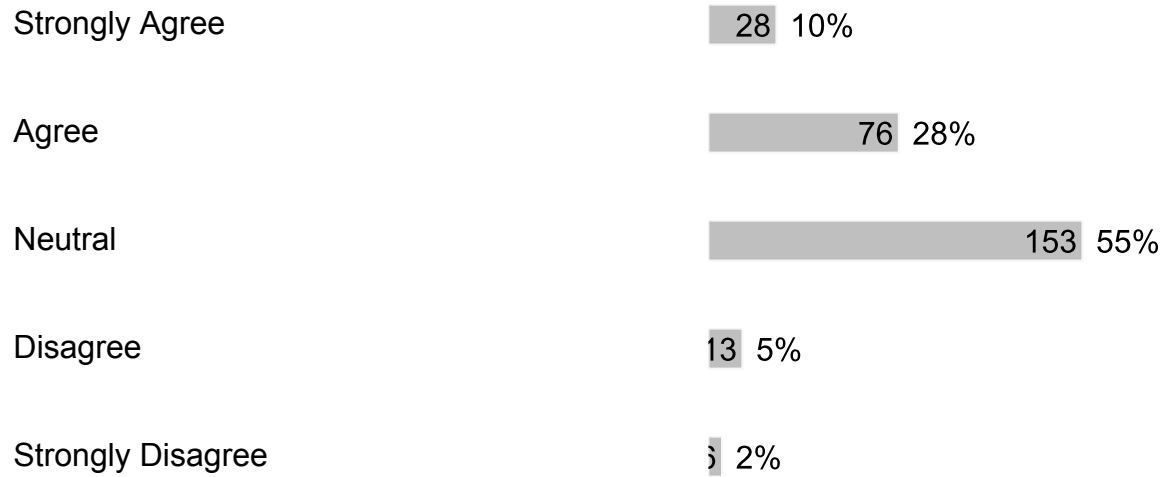
Self-Control 150 53%

Tolerance 97 34%

Patriotism 29 10%


283 respondents

**11. I receive acknowledgement and/or praise for my strengths or accomplishments by adults at my school.**



276 respondents

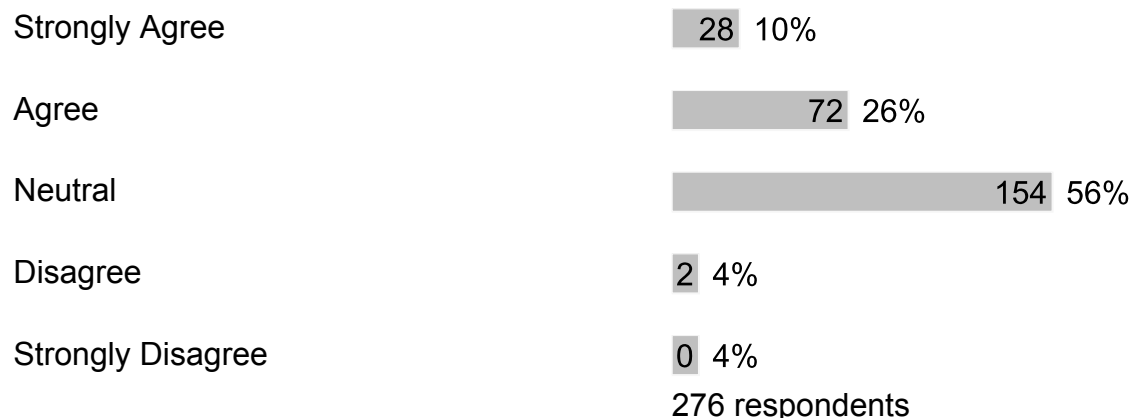
**12. I enjoy eating food prepared by the cafeteria.**



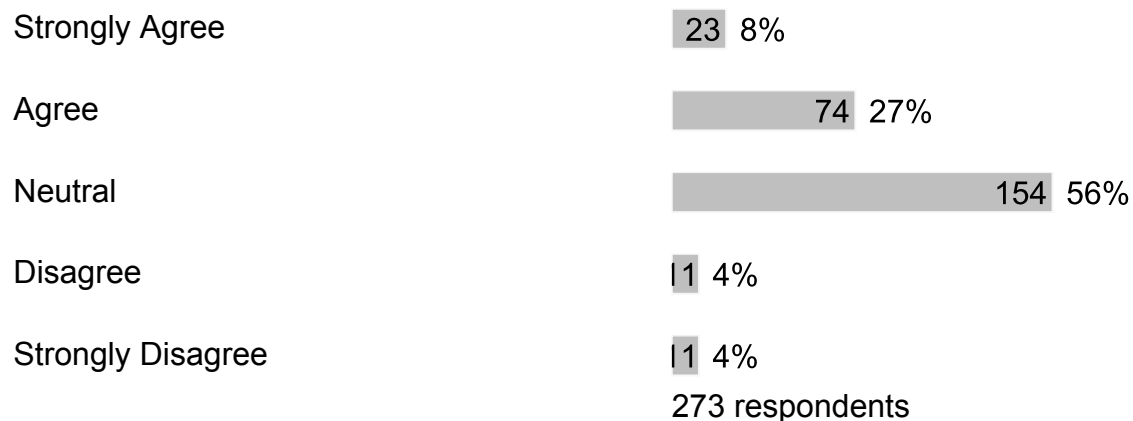
283 respondents

## G. Section 6

1. In my school, a high-quality education is offered.




2. My school provides me with challenging curriculum, uses a variety of teaching methods and learning experiences to develop the skills I need to succeed.

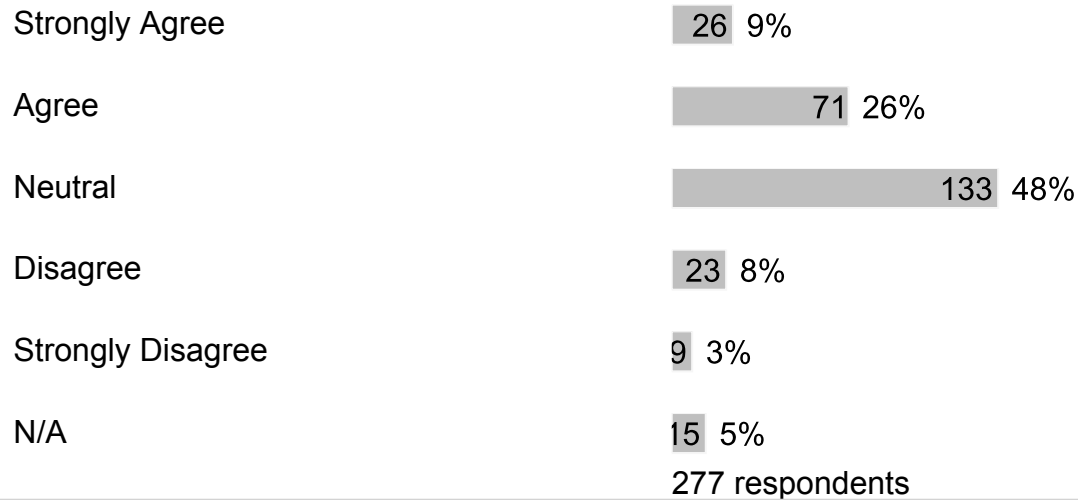


3. My school motivates me to set academic goals and learn new things.

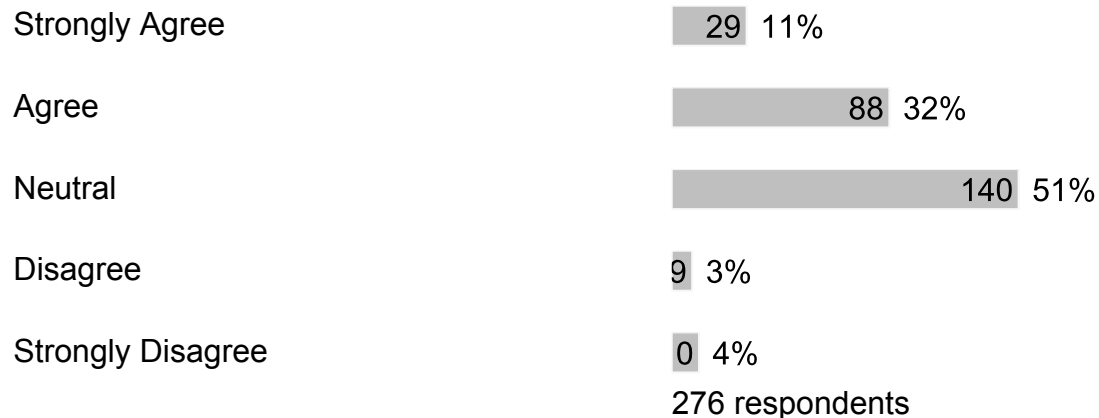




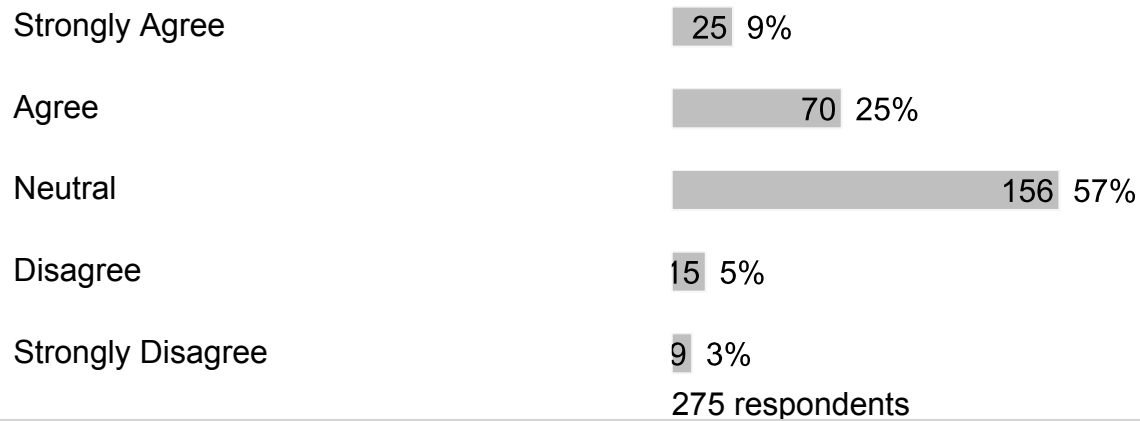
**4. My teachers use tests, projects, presentations, and portfolios to assess my understanding of what was taught.**



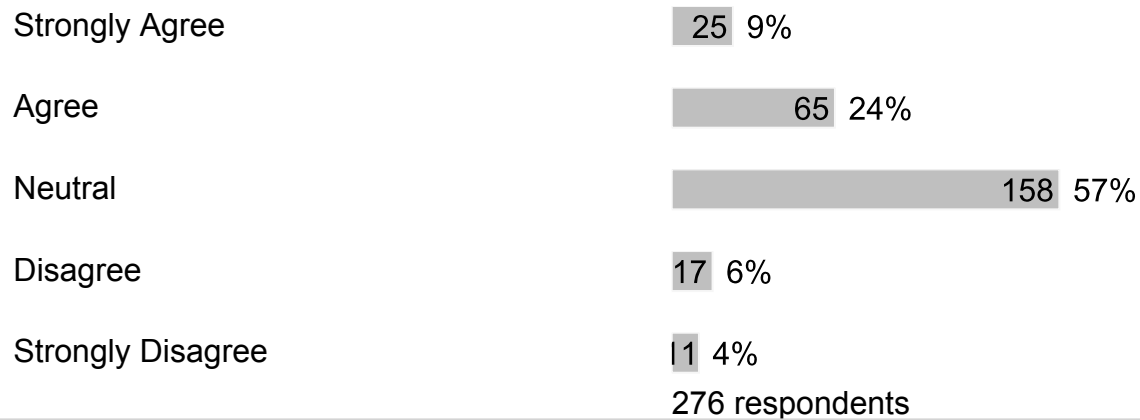
**5. My school prepares me for success in the next school year.**



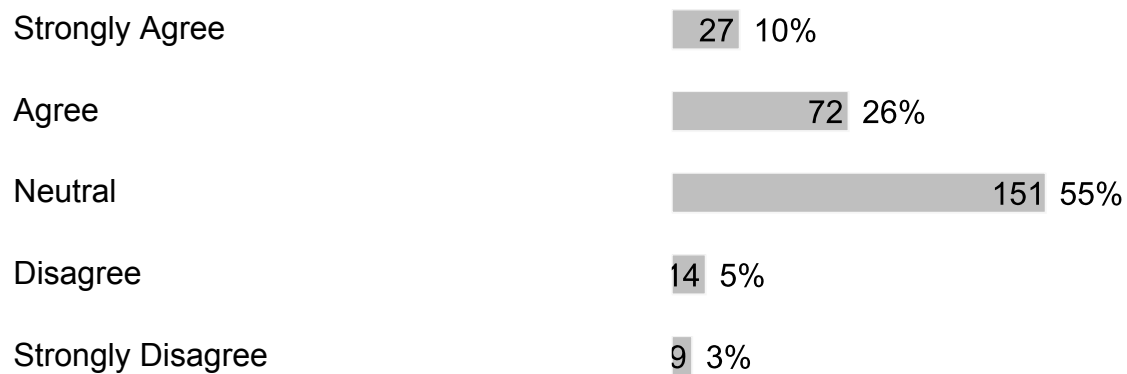
**6. Lessons and materials in our school prepare us to be effective users of media and technology.**



**7. In class, students spend considerable amounts of time actively engaged in learning (such as solving problems, discussing ideas, creating their own work, reading, writing, speaking and researching).**



**8. My teachers effectively engage students in the classroom and encourage creative thinking.**



273 respondents

**9. There are few distractions during class.**

Strongly Agree	22	8%
Agree	52	19%
Neutral	176	63%
Disagree	17	6%
Strongly Disagree	2	4%

279 respondents

**10. Students are encouraged to work in groups regularly.**

Strongly Agree	22	8%
Agree	44	16%
Neutral	168	61%
Disagree	30	11%
Strongly Disagree	1	4%

275 respondents

**11. Teachers are generally fair when it comes to grading student work.**

Strongly Agree	28	10%
Agree	74	27%
Neutral	150	55%
Disagree	2	4%

Strongly Disagree 8 3%  
272 respondents

**12. I give class presentations or share my work with classmates.**

Strongly Agree 18 7%  
Agree 51 18%  
Neutral 156 57%  
Disagree 31 11%  
Strongly Disagree 20 7%  
276 respondents

**13. I work on assignments that challenge me and/or take more than one class period to complete.**

Strongly Agree 26 9%  
Agree 80 29%  
Neutral 145 53%  
Disagree 2 4%  
Strongly Disagree 1 4%  
274 respondents

**14. I complete meaningful homework to review what I learned in class and/or prepare for the next day's lesson.**

Strongly Agree 24 9%  
Agree 66 24%  
Neutral 160 58%

Disagree 2 4%

Strongly Disagree 13 5%

275 respondents

**15. I receive feedback about my work that helps me better understand what I'm learning.**

Strongly Agree 26 9%

Agree 82 30%

Neutral 142 52%

Disagree 14 5%

Strongly Disagree 0 4%

274 respondents

**16. I am provided opportunities to correct or improve my work.**

Strongly Agree 38 14%

Agree 80 29%

Neutral 140 51%

Disagree 5 2%


Strongly Disagree 11 4%

274 respondents

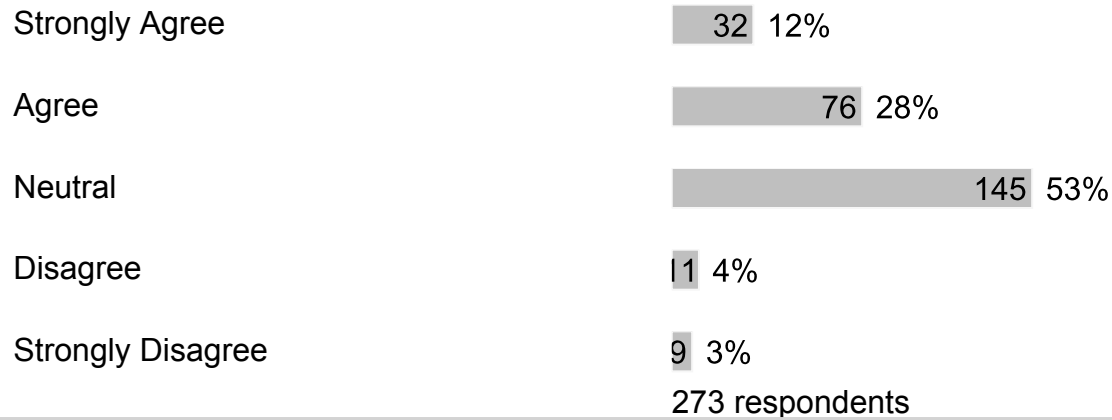
**17. I am provided opportunities to participate in class discussions and activities.**

Strongly Agree 29 11%

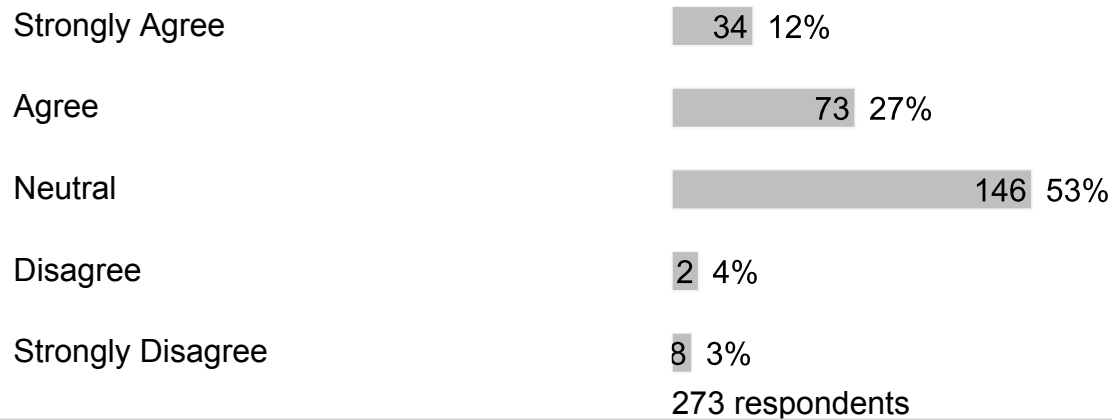
Agree 70 25%



**18. My teachers explain their expectations so I can be successful.**

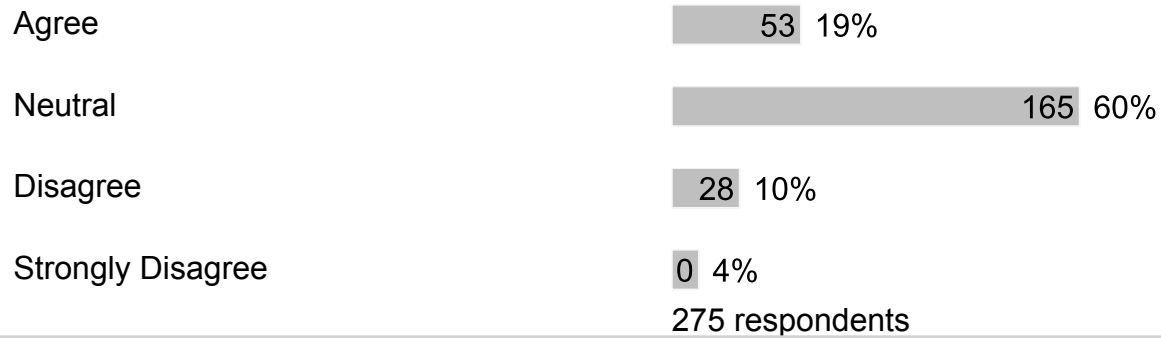


**19. My teachers provide me with information about how well I am doing in school.**

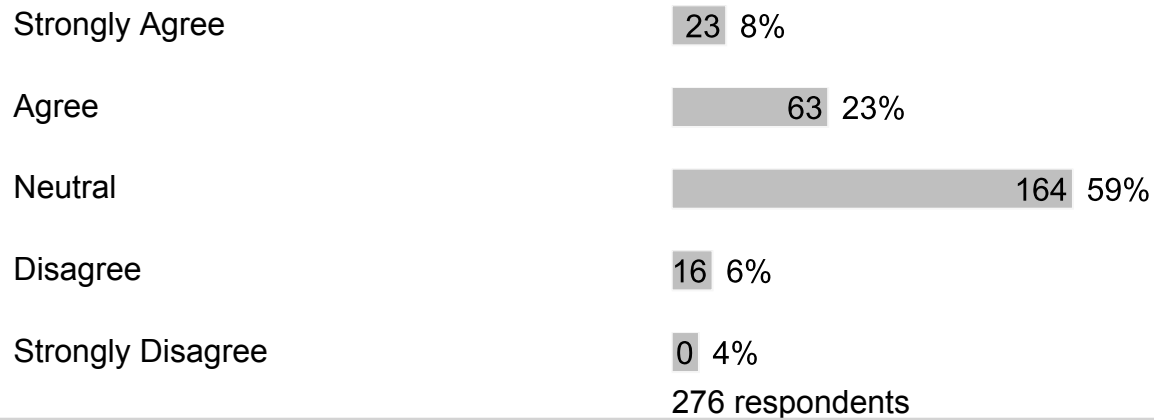


**20. Teachers regularly post information online or send home a newsletter.**

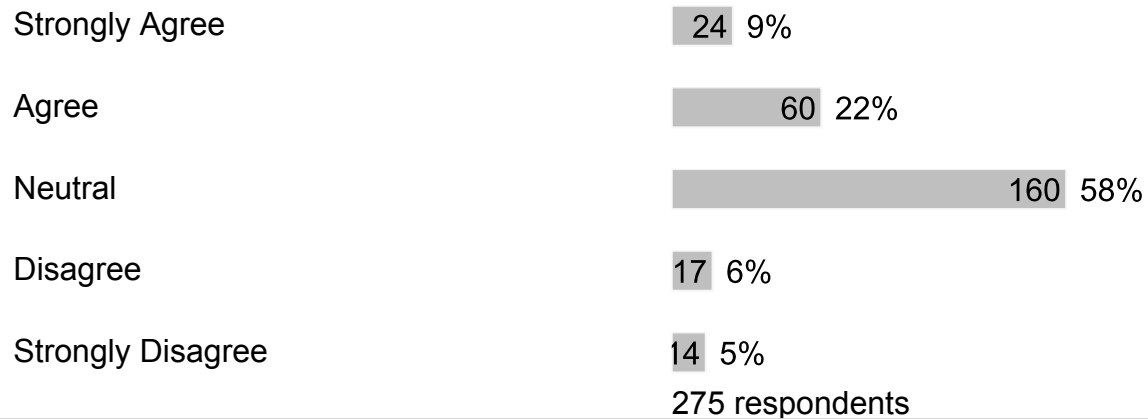




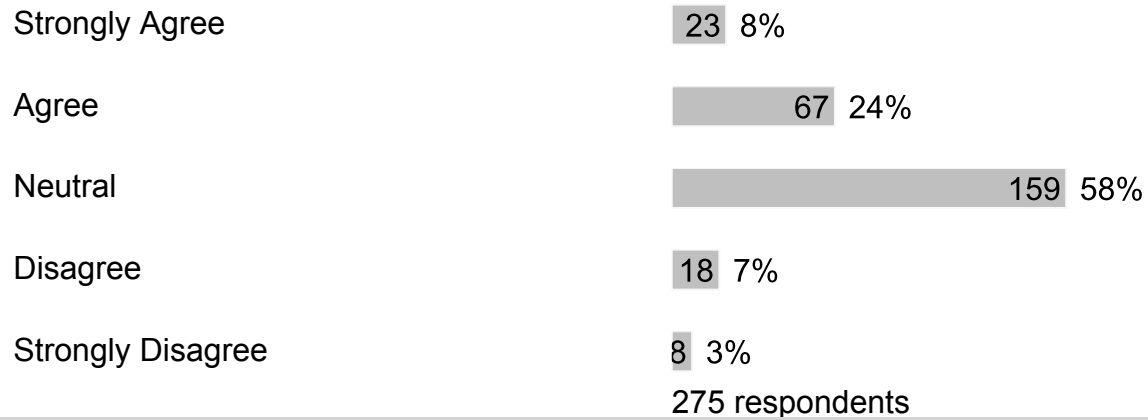
**21. My teachers keep my family informed of my academic progress.**



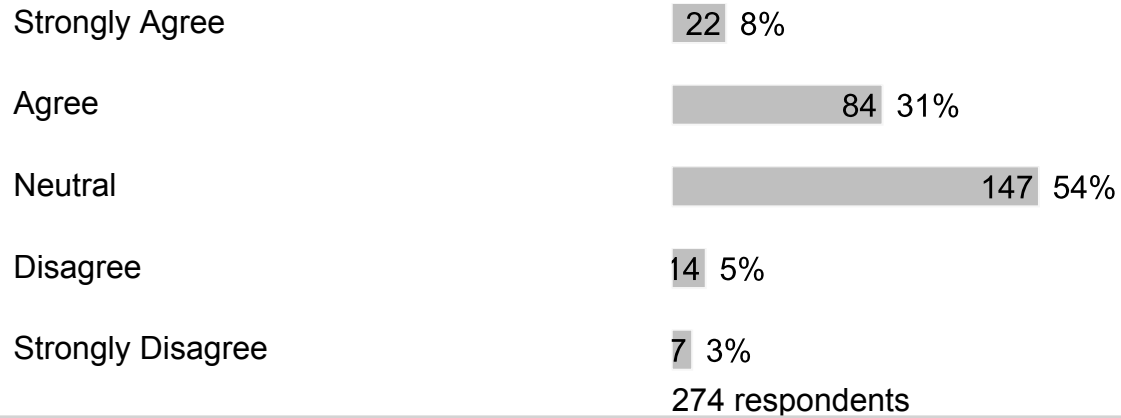
**22. My school considers students' opinions when changing rules/policies and planning ways to improve the school.**



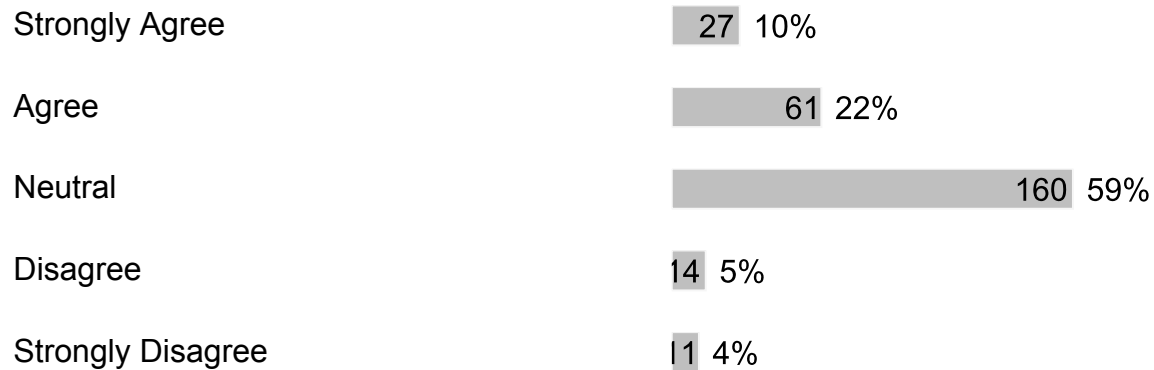
**23. My school shares information about school success with my community.**



**24. Our school uses different ways to communicate what is happening to parents and students.**



**25. My school focuses on Customer Service (greeting with a smile and responding to questions and concerns within one business day).**



273 respondents

## H. Section 7

1. What else would you like to tell us about your school?

Free form text answers are available in the exported CSV report