

BCPS STUDENT (Grades 6-12) CUSTOMER SURVEY 2025

run on 09/18/2025





BCPS STUDENT (Grades 6-12) CUSTOMER SURVEY 2025

run on 09/18/2025

Custom Survey

1 survey(s) 47 response(s)

Report Filters

School:
N/A

Race:
N/A

Grade:
N/A

Gender:
N/A

Ethnicity:
N/A

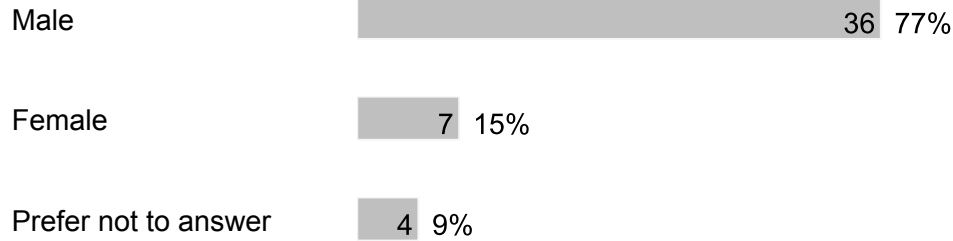
Tag:
N/A

BCPS STUDENT (Grades 6-12) CUSTOMER SURVEY 2025

Demographics

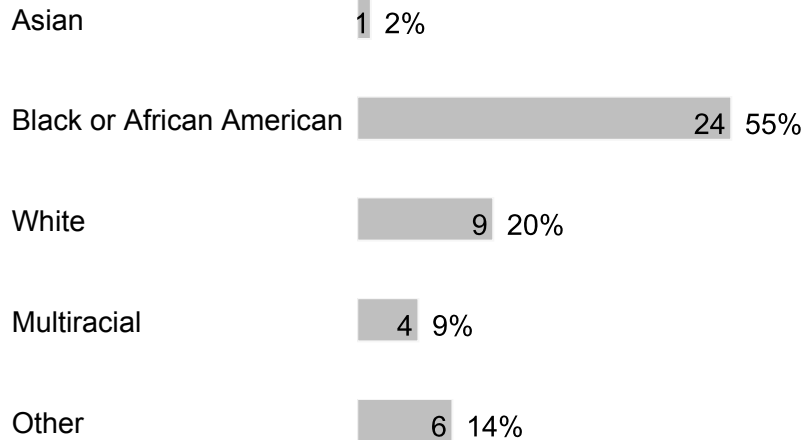
Number of Responses | Percentages of Total Responses

1. Gender



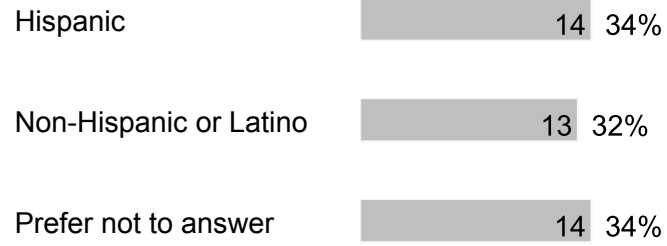
47 respondents

2. Race



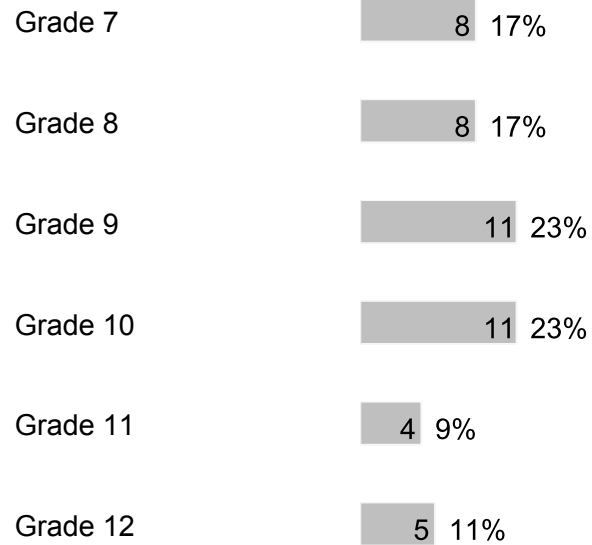
44 respondents

3. Ethnicity



41 respondents


4. Grade




47 respondents

C. Section 2

1. I feel safe at my school.



2. I feel safe getting to and from my school.



3. *Note: Remember, this survey is anonymous, please report any bullying concerns to a trusted adult at your school. The next 10 questions ask about bullying. Bullying is when 1 or more students tease, threaten, spread rumors about, hit, shove, or hurt another student over and over again. It is not bullying when 2 students of about the same strength or power argue, fight or tease each other in a friendly way. During the past 12 months, have you ever been bullied on school property?



No 36 77%

47 respondents

4. The primary location on school property where I was bullied during the last 12 months was:

In the classroom 6 13%

In the cafeteria 2 4%

In the hallway 2 4%

Other school area 3 6%

Does not apply to me 34 72%

47 respondents

5. During the past 12 months, have you ever been electronically bullied? (Count being bullied through texting, Instagram, TikTok, Snapchat or other social media.)

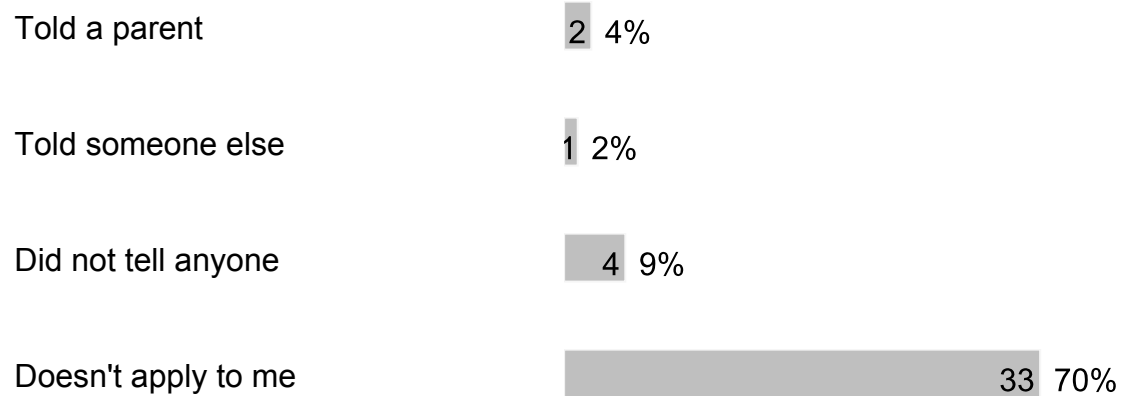
Yes 6 13%

No 41 87%

47 respondents

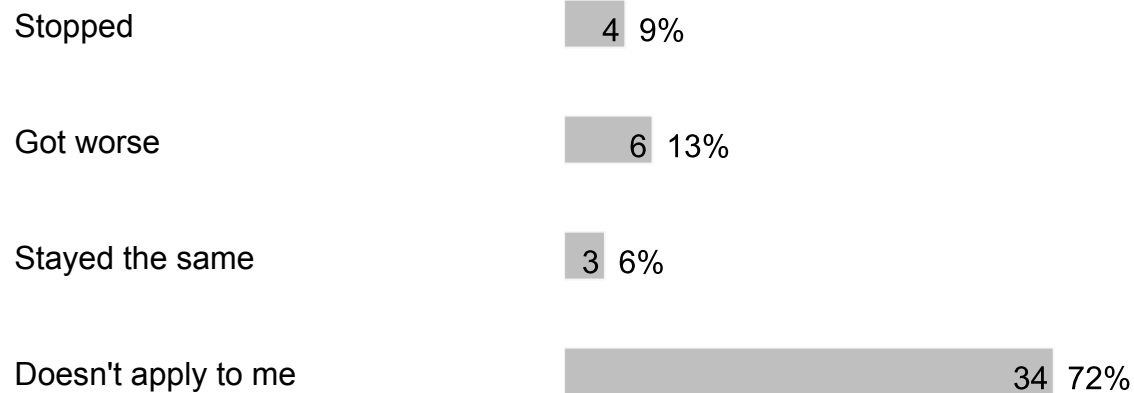
6. After I was bullied, I:

Told an adult at school 7 15%



47 respondents

7. After I told an adult at school about being bullied, the bullying:




47 respondents

8. A teacher or another adult at school taught our class about what bullying is this school year.



47 respondents

9. I think bullying is wrong.



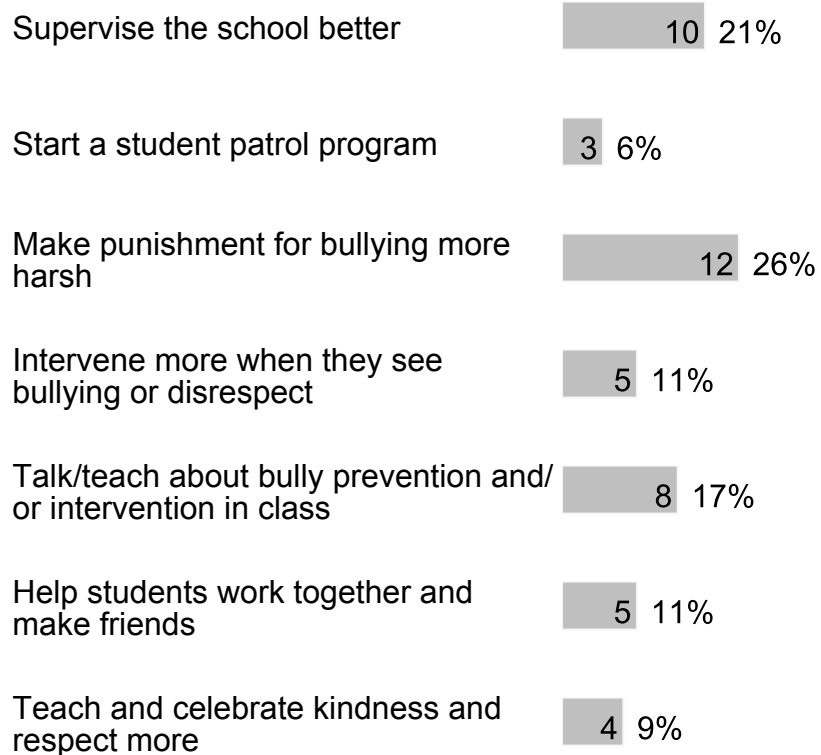
10. I know different ways to intervene or help if bullying were occurring or going to occur.



11. I would intervene or help if another student was being bullied.

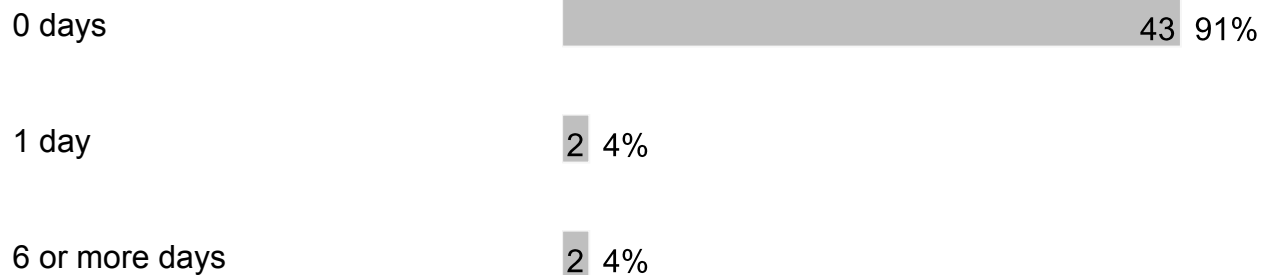


12. What can adults do to help stop bullying at school?



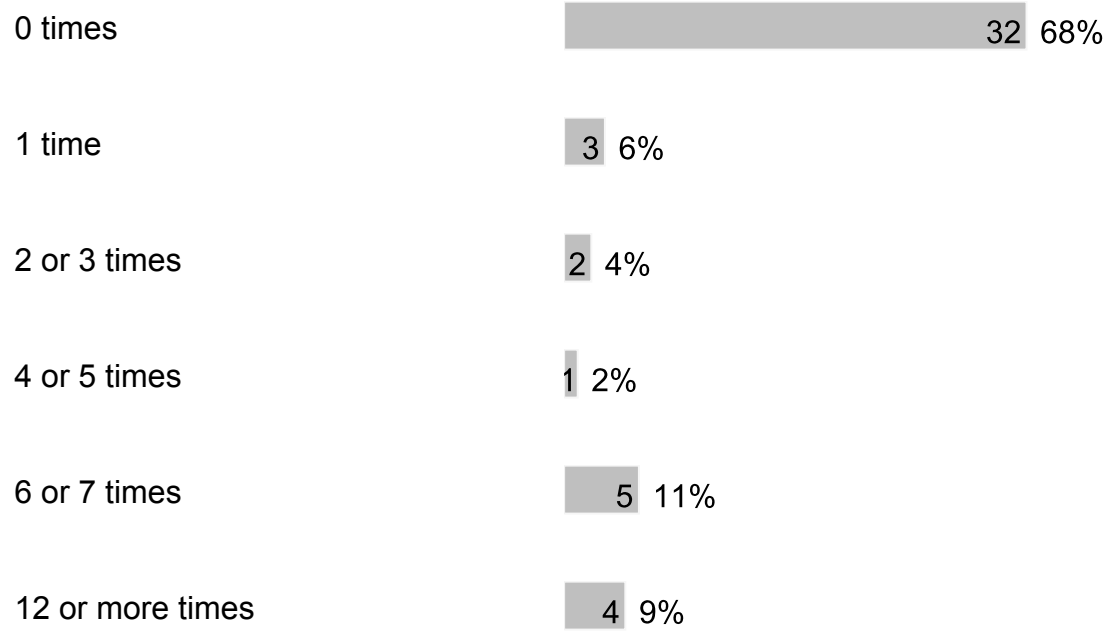
47 respondents

13. During the past 30 days, how many days did you carry a weapon such as a gun, knife or club on school property?



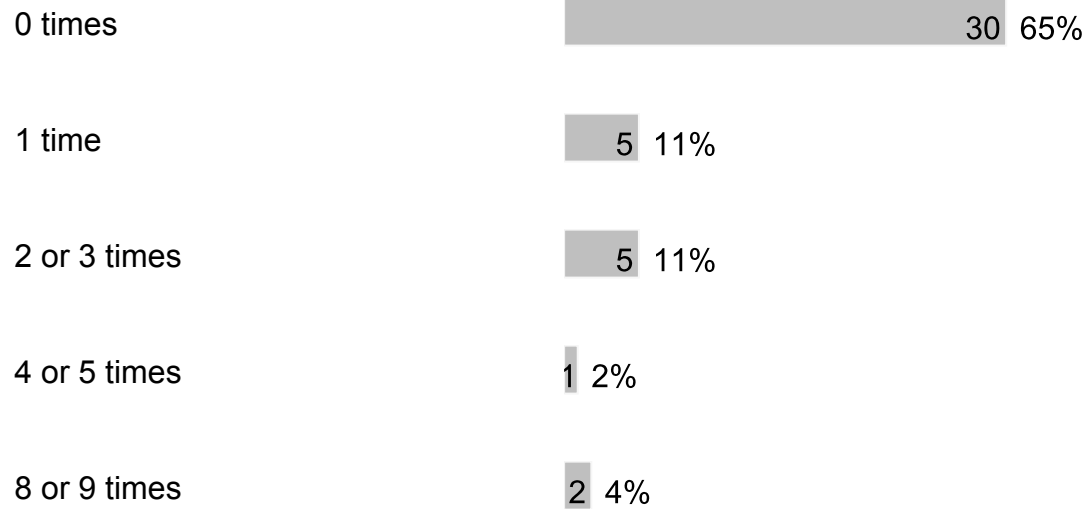
47 respondents

14. During the past 30 days, how many times have you been threatened by another student at school?



47 respondents

15. During the past 12 months, how many times were you in a physical fight on school property?



12 or more times

3 7%

46 respondents

16. During the past 12 months, how many times did someone you were dating or going out with physically hurt you on purpose? (Count such things as being hit, slammed into something or injured with an object or weapon.)

I did not date or go out with anyone during the past 12 months

17 36%

0 times

20 43%

1 time

4 9%

2 or 3 times

1 2%

6 or more times

5 11%

47 respondents

17. During the past 30 days, how many days did you have at least one drink of alcohol? (Alcohol includes drinking beer, wine, flavored alcoholic beverages and liquor such as rum, gin, vodka, whiskey, etc.) For the purpose of this question, drinking alcohol does not include drinking a few sips of wine for religious purposes.

0 days

36 77%

1 or 2 days

4 9%

3 or 5 days

1 2%

6 to 9 days	2 4%
10 to 19 days	1 2%
20 to 29 days	1 2%
All 30 days	2 4%

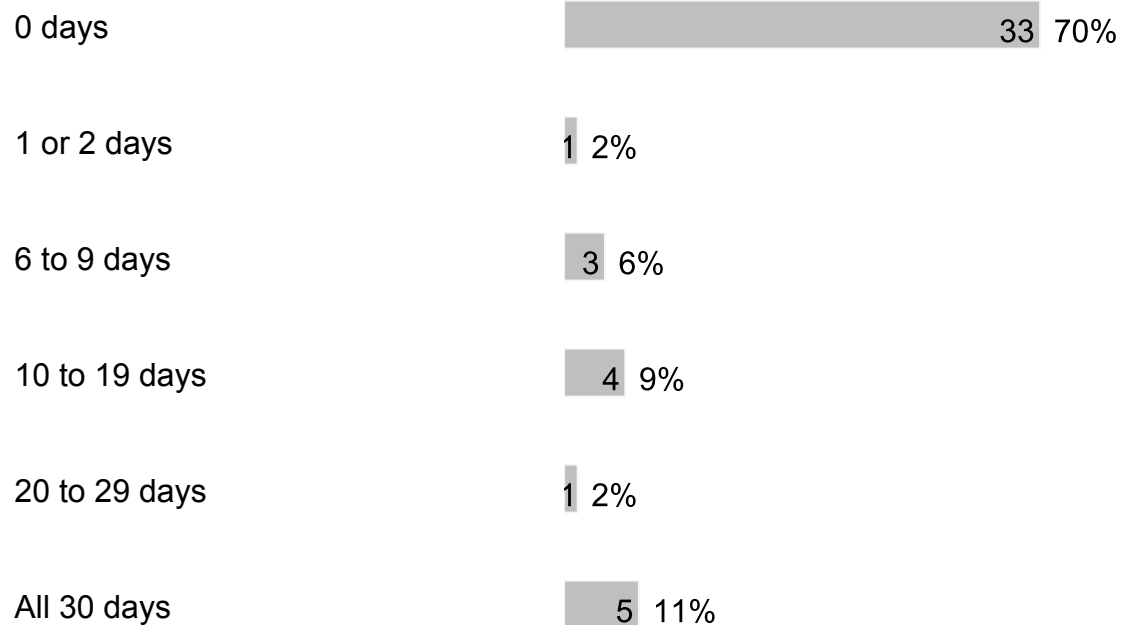
47 respondents

18. During the past 30 days, how many days did you use an electronic vapor product? (Electronic vapor products include JUUL, SMOK, Suorin, Vuse, blu e-cigarettes, vapes, vape pens, e-cigars, e-hookahs, hookah pens, mods, etc.)

0 days	36 77%
1 or 2 days	3 6%
3 or 5 days	2 4%
10 to 19 days	1 2%
20 to 29 days	1 2%
All 30 days	4 9%

47 respondents

19. During the past 30 days, how many days did you use marijuana (also called pot or weed)? Do not count CBD-only or hemp products, which come from the same plant as marijuana, but do not cause a high when used alone.




47 respondents

20. During the school year, I participated in alcohol, other drug or tobacco prevention activities or lessons.



47 respondents

21. I believe drinking alcohol is bad for your brain.



No 10 21%

47 respondents

22. In your opinion, what percentage of Broward County students in grades 6 - 12 choose not to drink alcohol?

25% 14 30%

50% 15 32%

75% 8 17%

Over 80% 10 21%

47 respondents

23. I believe using drugs are bad for your health.

Yes 36 77%

No 11 23%

47 respondents

24. At what age is a human brain fully developed?

15 5 11%

18 6 13%

25

36 77%

47 respondents

25. My school is clean and well-maintained.

Strongly Agree

4 9%

Agree

14 30%

Neutral

17 36%

Disagree

5 11%

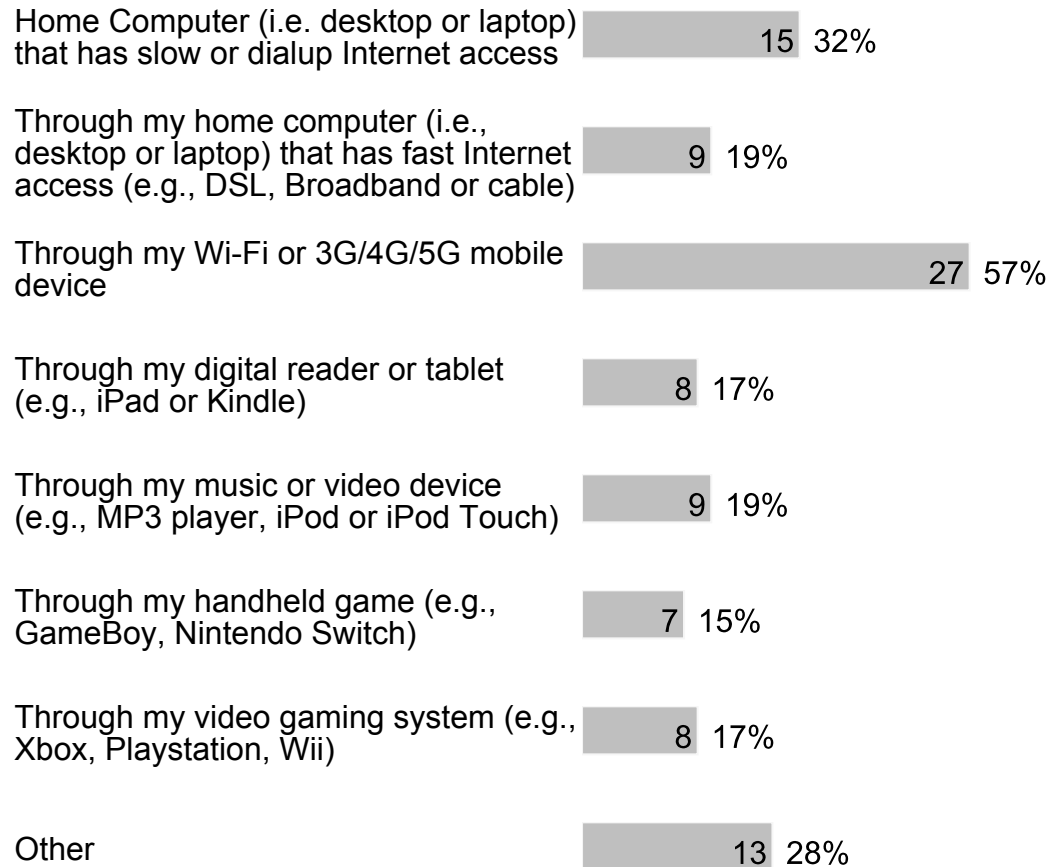
Strongly Disagree

7 15%

47 respondents

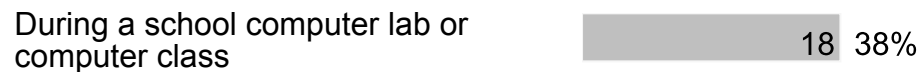
D. Section 3

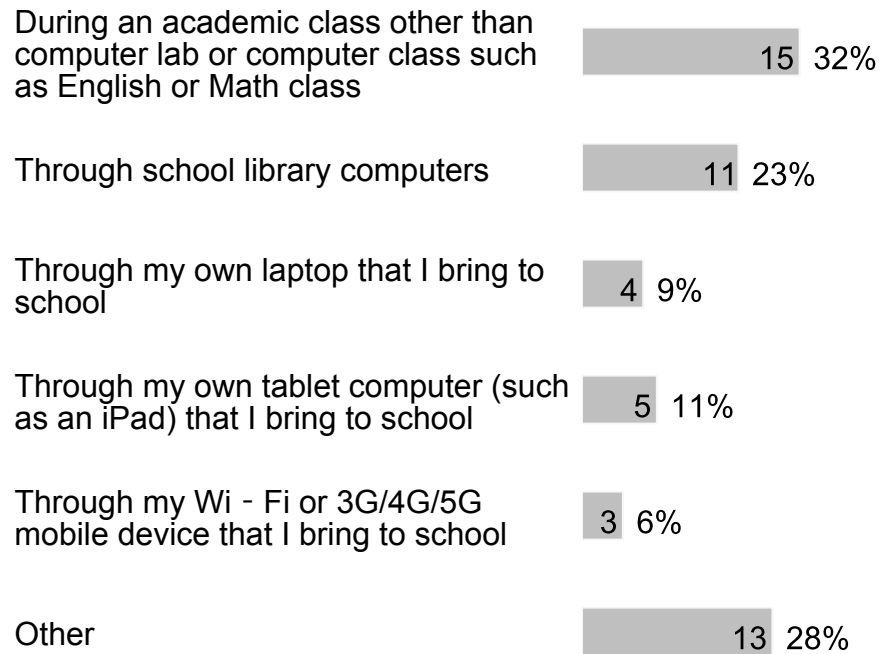
1. During a typical week, I have access to the internet at home in the following ways (check all that apply):



47 respondents

2. During a typical school day, I have access to the internet at school in the following ways (check all that apply):

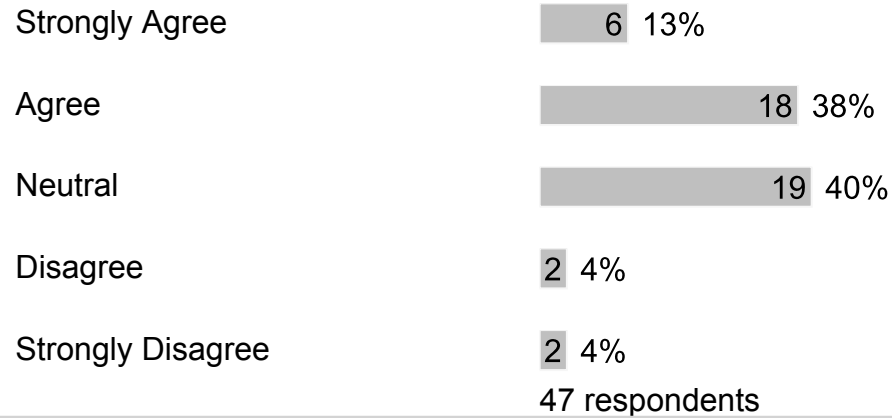




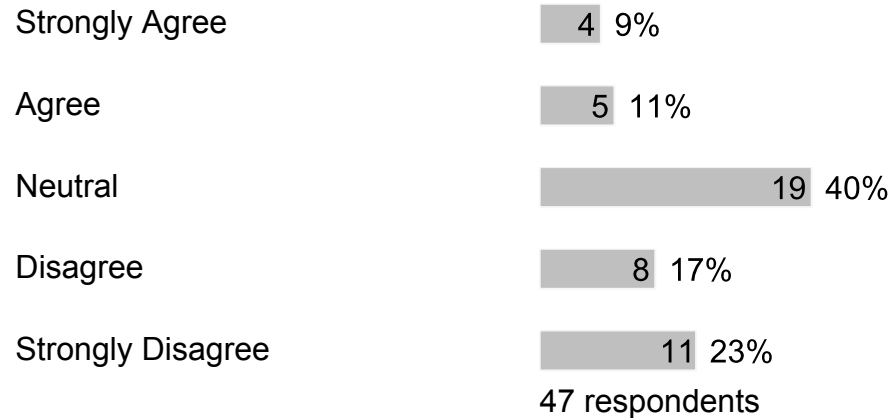
47 respondents

E. Section 4

1. My school provides sufficient material resources (books, supplies, technology, etc.) to meet my needs.

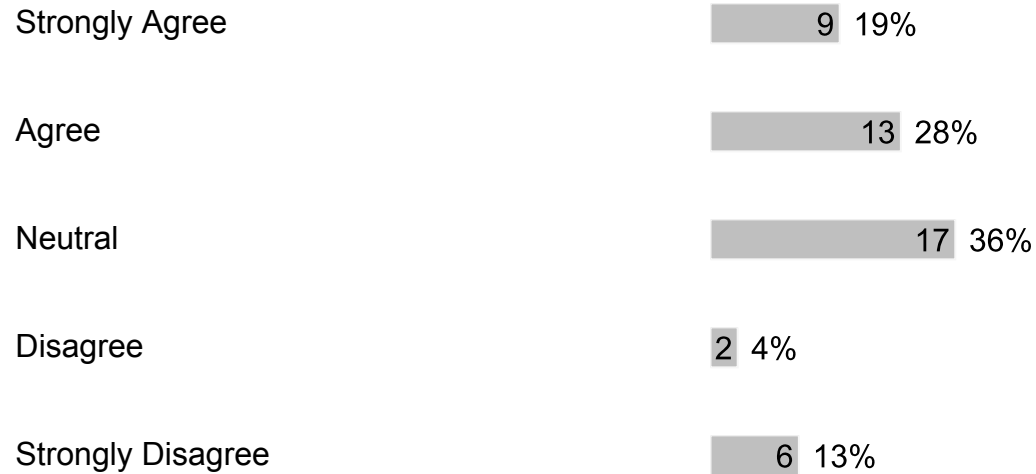


2. I would recommend my school to my friends.




F. Section 5

1. If I have a problem, I know who I can go to for help.




47 respondents

2. In my school, students treat adults with respect.



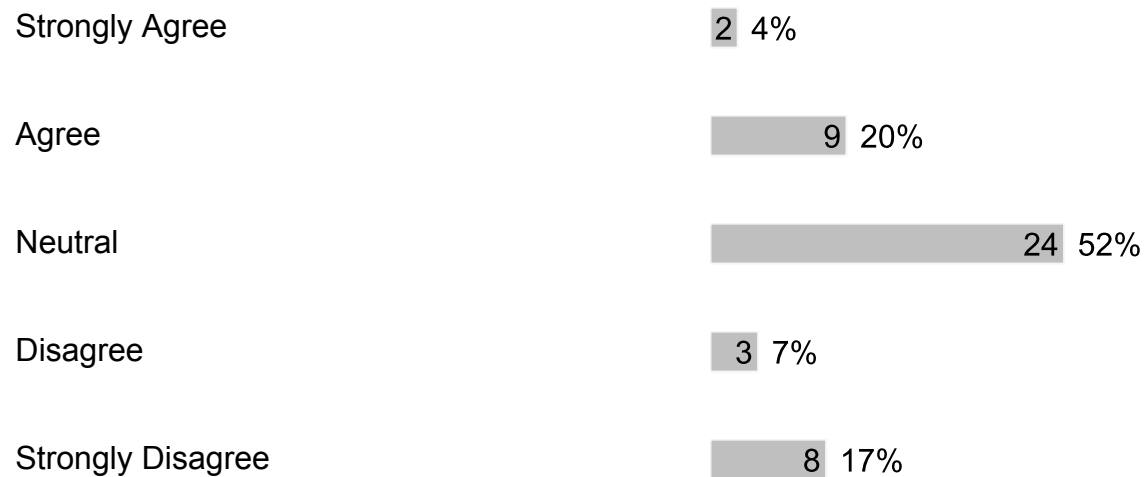
47 respondents

3. In my school, adults treat students with respect.



46 respondents

4. In my school, students treat each other with respect.



46 respondents

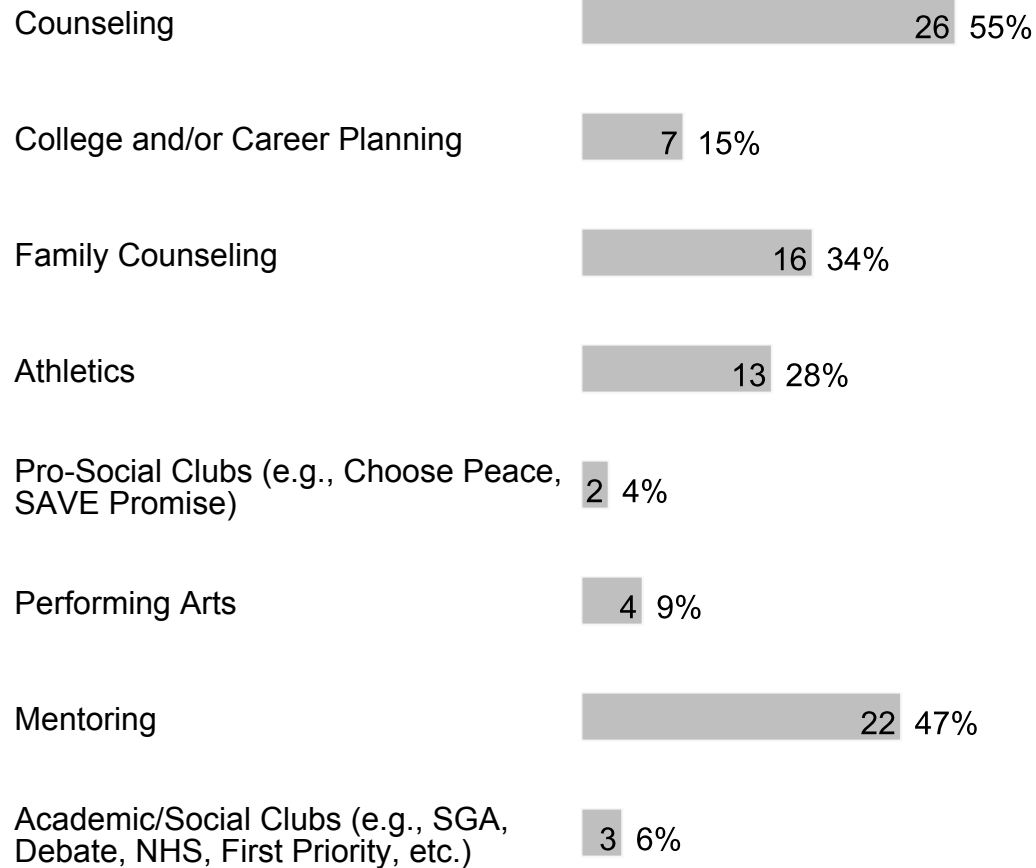
5. My school provides me the support that I need.

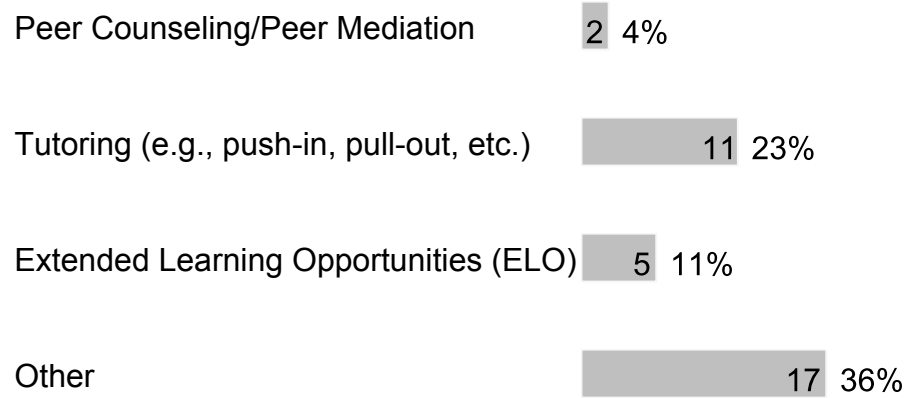




47 respondents

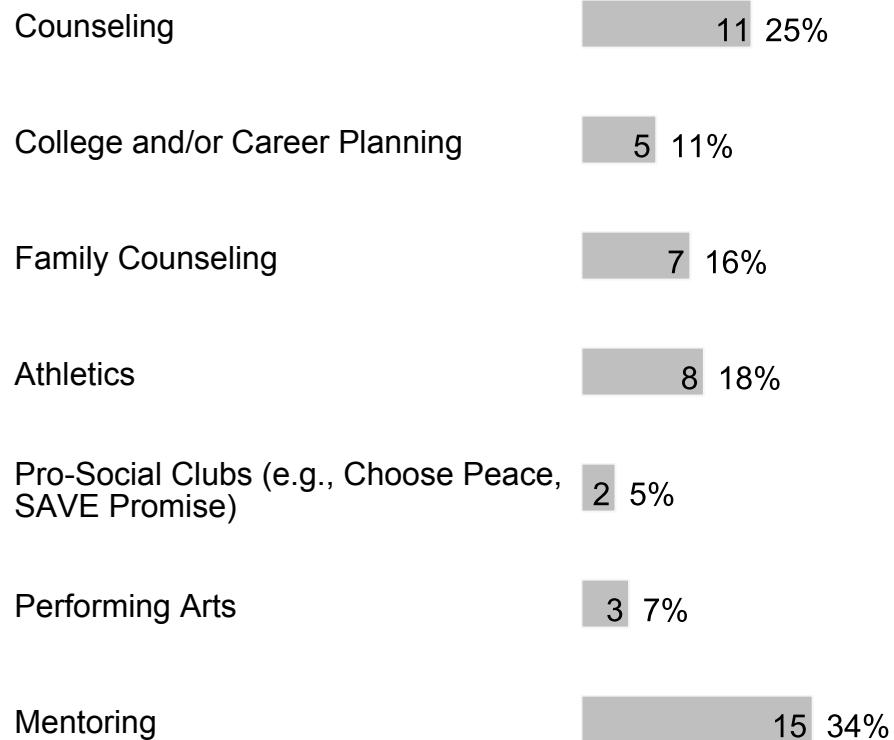
6. At my school, the following programs/services are available (check all that apply):

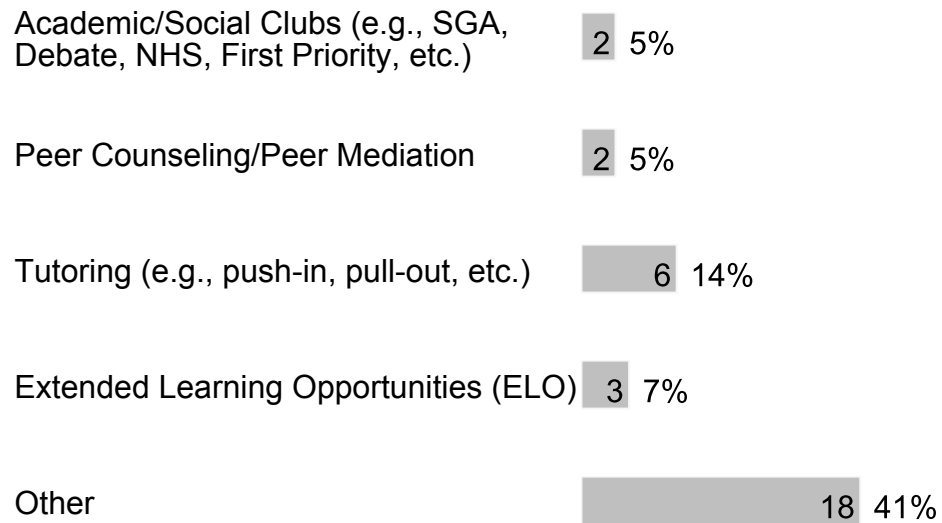




47 respondents

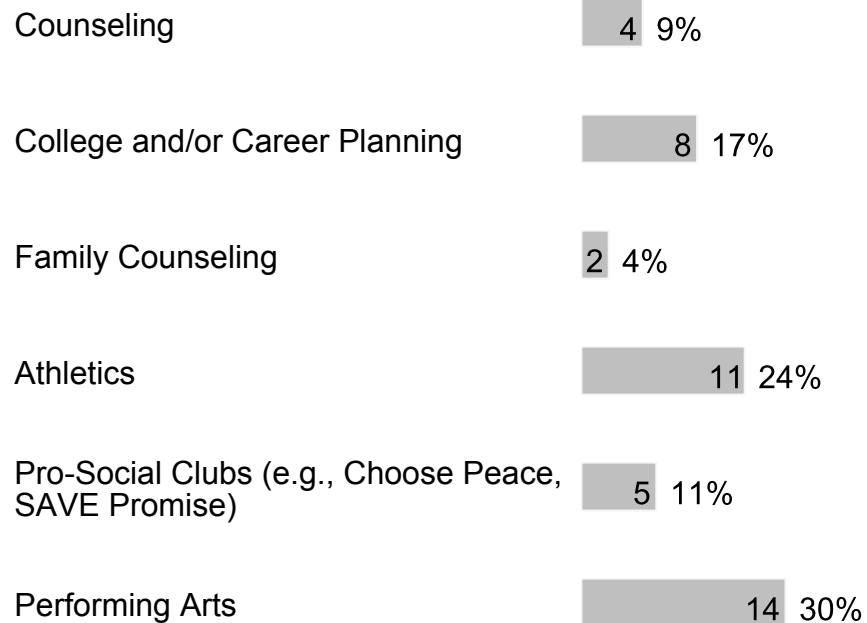
7. At my school, I participate in the following programs/services (check all that apply):

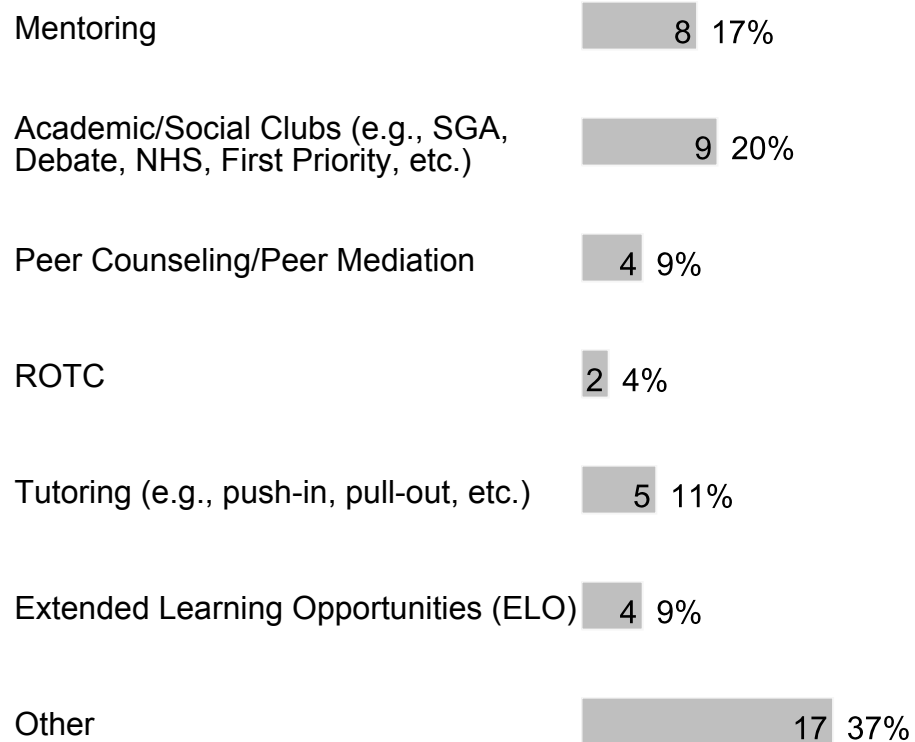




44 respondents


8. These are the programs/services at my school that I value most or would value if they were available at my school (check all that apply):





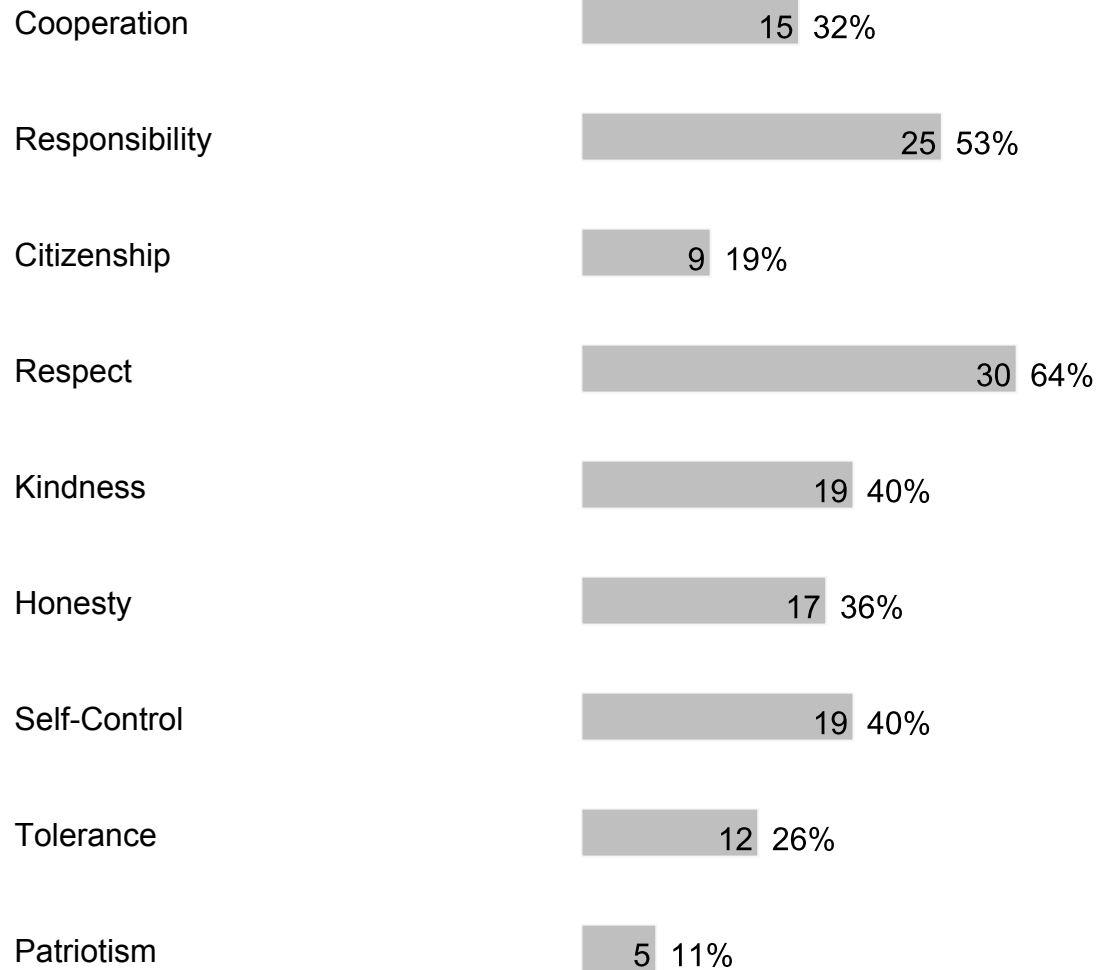
46 respondents

9. I am friends with other students at this school.



47 respondents

10. Which character traits do you value the most in yourself and others? (check all that apply)



47 respondents

11. I receive acknowledgement and/or praise for my strengths or accomplishments by adults at my school.



Neutral 24 51%

Disagree 1 2%

Strongly Disagree 4 9%

47 respondents

12. I enjoy eating food prepared by the cafeteria.

Strongly Agree 3 6%

Agree 6 13%

Neutral 26 55%

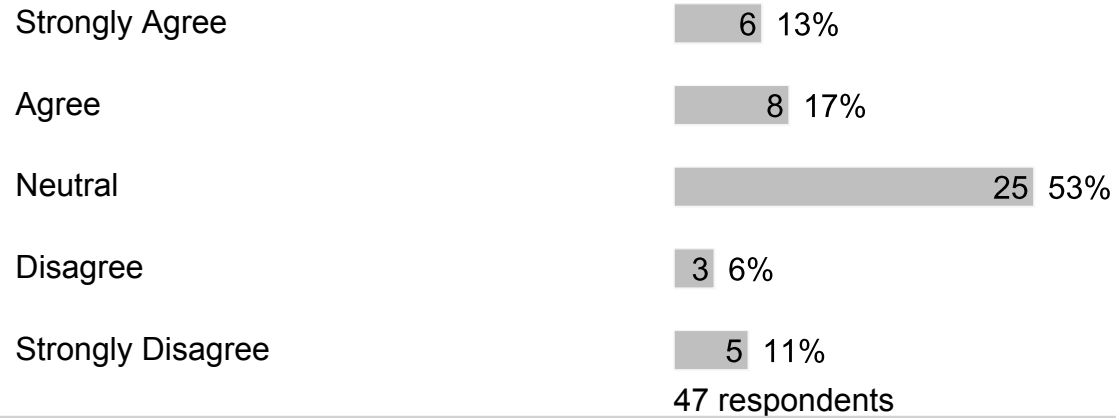
Disagree 4 9%

Strongly Disagree 8 17%

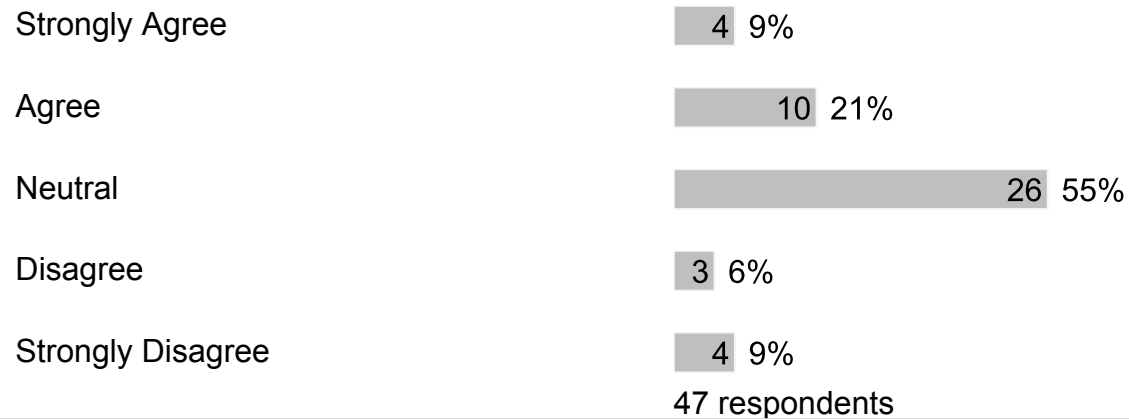
47 respondents

G. Section 6

1. In my school, a high-quality education is offered.



2. My school provides me with challenging curriculum, uses a variety of teaching methods and learning experiences to develop the skills I need to succeed.



3. My school motivates me to set academic goals and learn new things.



Neutral	21	45%
Disagree	2	4%
Strongly Disagree	3	6%

47 respondents

4. My teachers use tests, projects, presentations, and portfolios to assess my understanding of what was taught.

Strongly Agree	4	9%
Agree	14	30%
Neutral	25	53%
N/A	4	9%

47 respondents

5. My school prepares me for success in the next school year.

Strongly Agree	6	13%
Agree	13	28%
Neutral	23	49%
Disagree	1	2%
Strongly Disagree	4	9%

47 respondents

6. Lessons and materials in our school prepare us to be effective users of media and technology.

Strongly Agree	5	11%
Agree	11	23%

Neutral 27 57%

Strongly Disagree 4 9%

47 respondents

7. In class, students spend considerable amounts of time actively engaged in learning (such as solving problems, discussing ideas, creating their own work, reading, writing, speaking and researching).

Strongly Agree 6 13%

Agree 9 19%

Neutral 26 55%

Disagree 2 4%

Strongly Disagree 4 9%

47 respondents

8. My teachers effectively engage students in the classroom and encourage creative thinking.

Strongly Agree 5 11%

Agree 10 21%

Neutral 27 57%

Disagree 3 6%

Strongly Disagree 2 4%

47 respondents

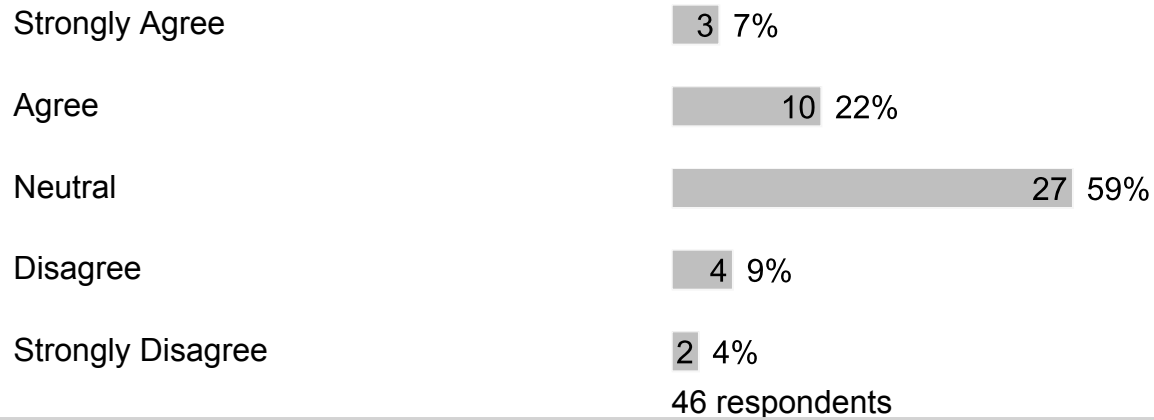
9. There are few distractions during class.

Strongly Agree 6 13%

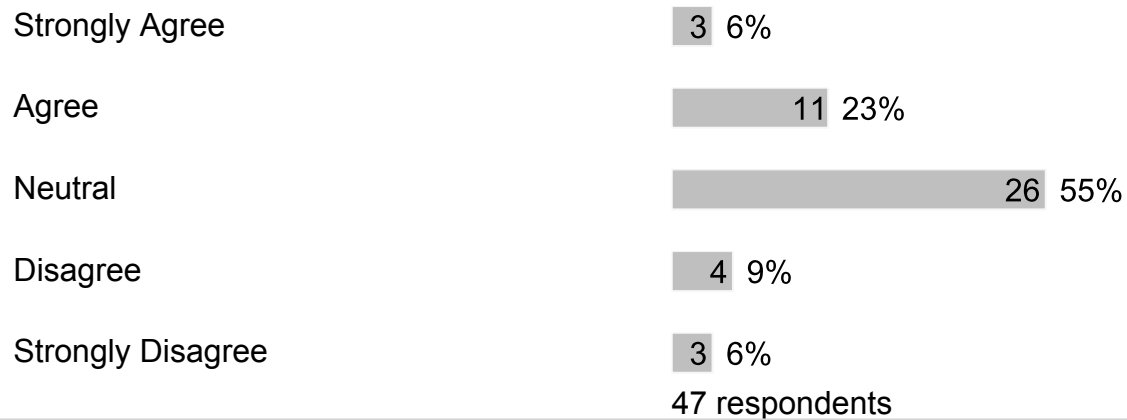
Agree 13 28%



10. Students are encouraged to work in groups regularly.




11. Teachers are generally fair when it comes to grading student work.

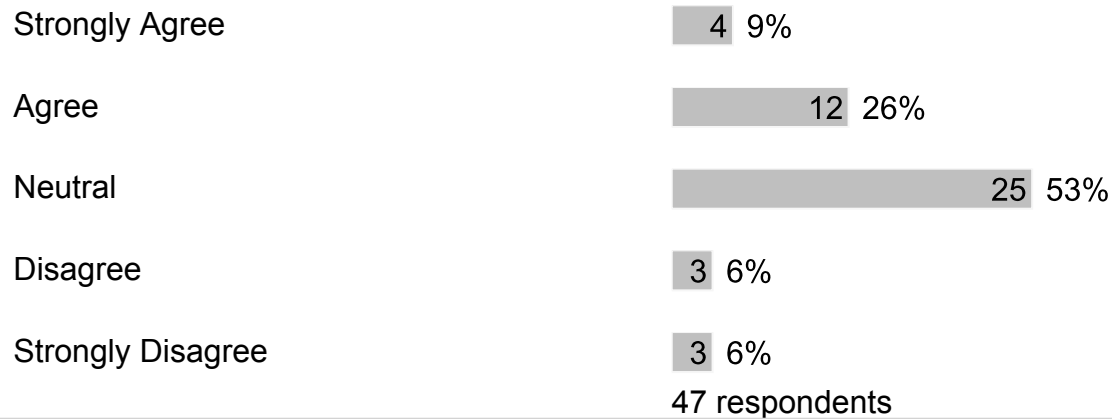


12. I give class presentations or share my work with classmates.






13. I work on assignments that challenge me and/or take more than one class period to complete.




14. I complete meaningful homework to review what I learned in class and/or prepare for the next day's lesson.

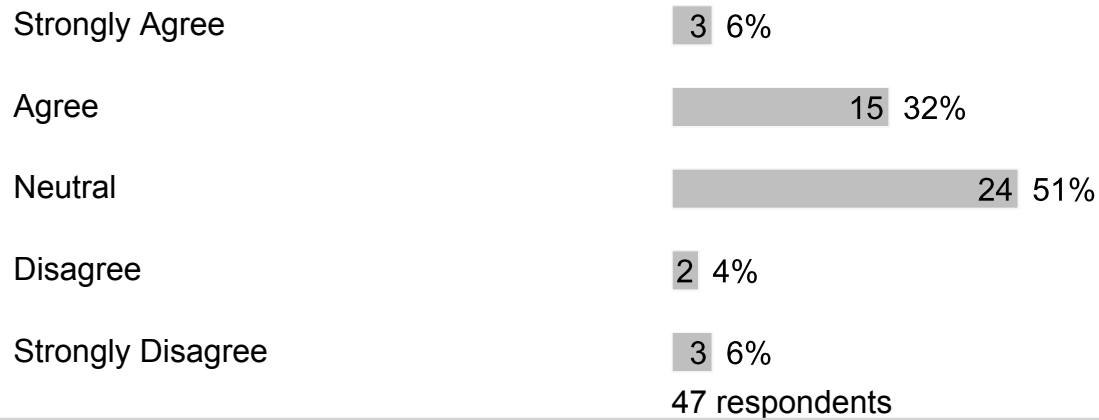


15. I receive feedback about my work that helps me better understand what I'm learning.

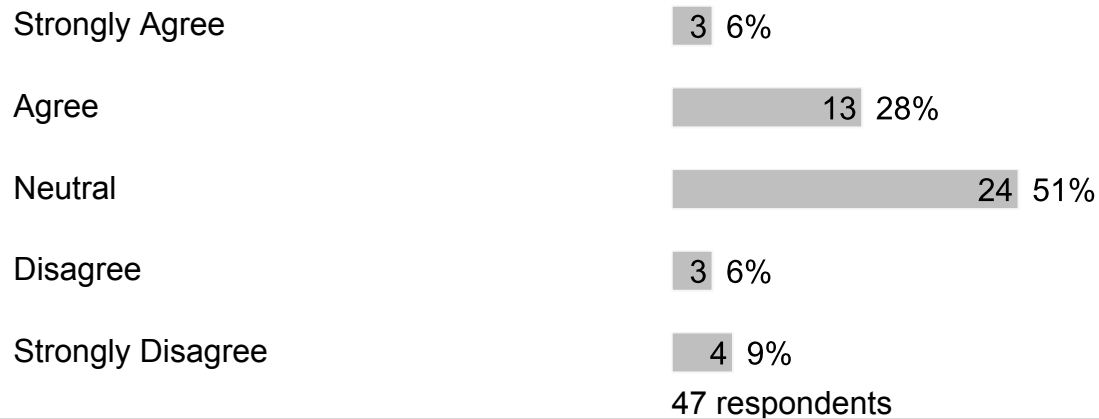




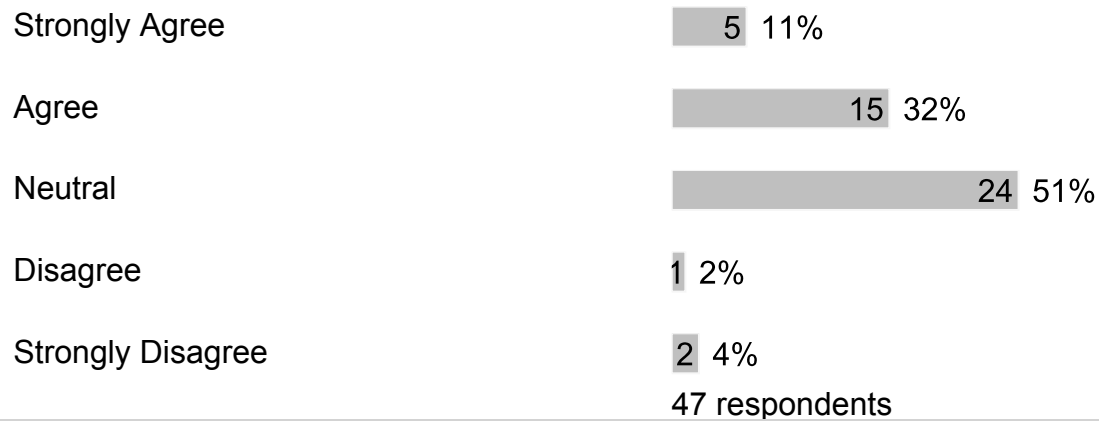
16. I am provided opportunities to correct or improve my work.



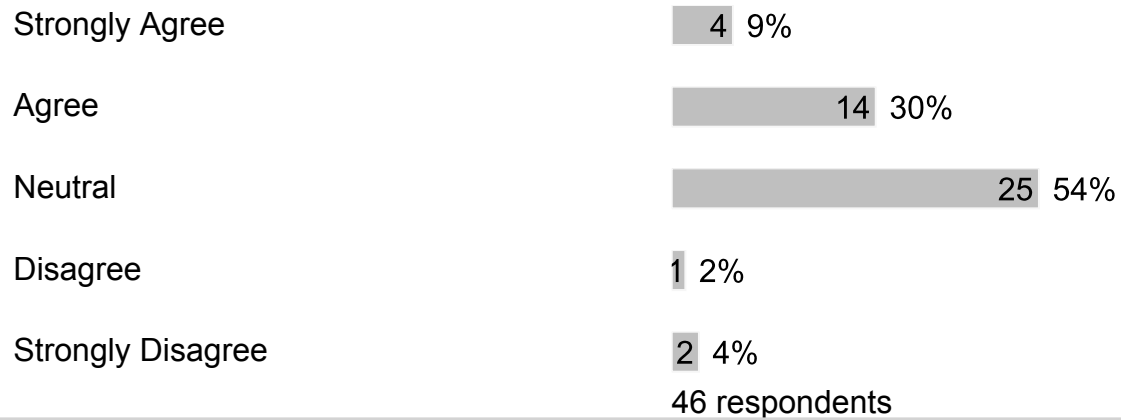
17. I am provided opportunities to participate in class discussions and activities.



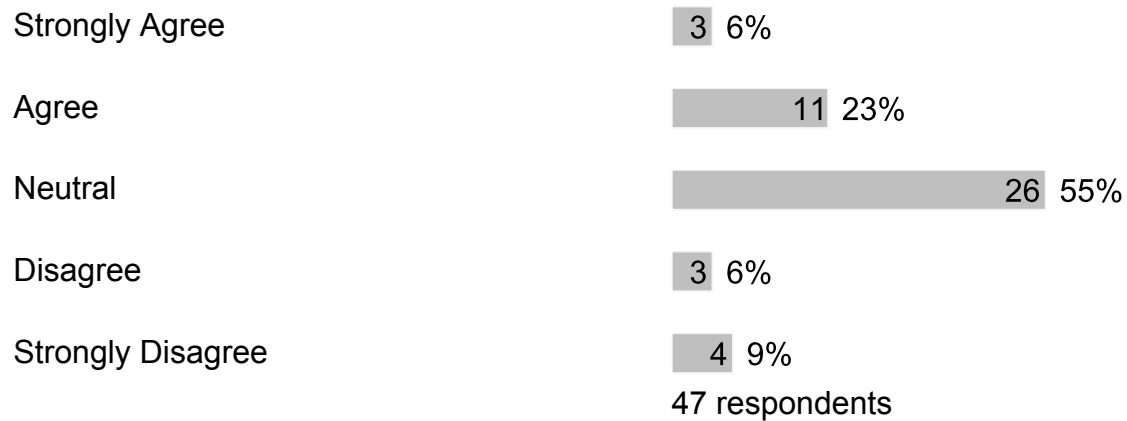
18. My teachers explain their expectations so I can be successful.



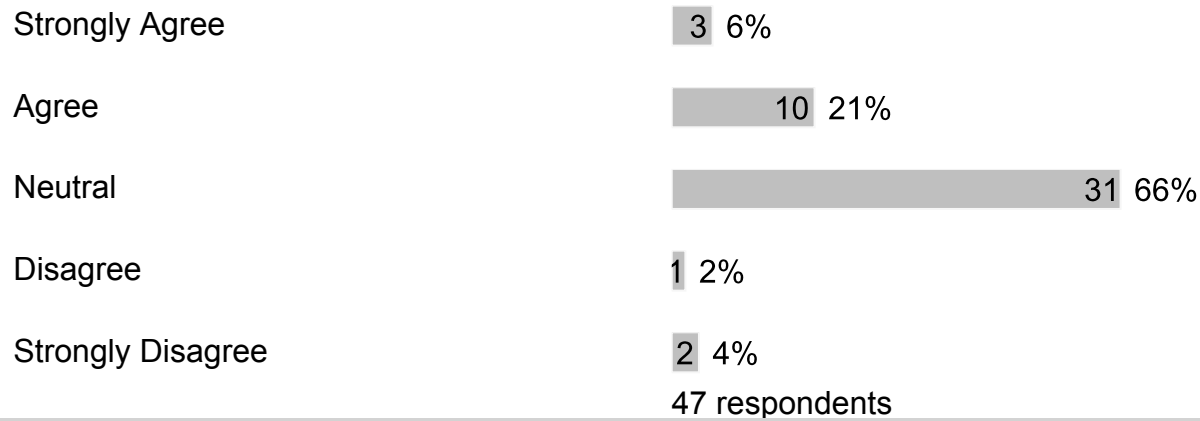
19. My teachers provide me with information about how well I am doing in school.



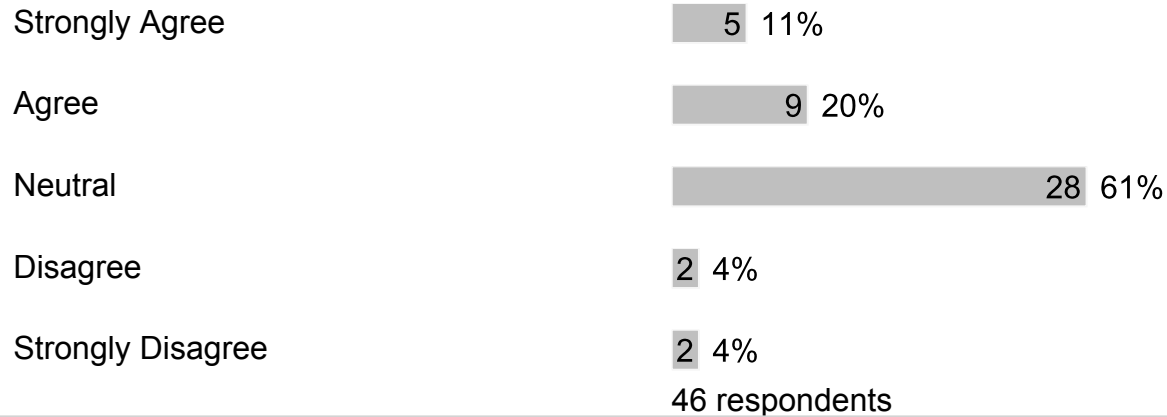
20. Teachers regularly post information online or send home a newsletter.




21. My teachers keep my family informed of my academic progress.



22. My school considers students' opinions when changing rules/policies and planning ways to improve the school.



23. My school shares information about school success with my community.



Strongly Disagree 3 6%
47 respondents

24. Our school uses different ways to communicate what is happening to parents and students.

Strongly Agree 3 6%
Agree 12 26%
Neutral 27 57%
Disagree 2 4%
Strongly Disagree 3 6%
47 respondents

25. My school focuses on Customer Service (greeting with a smile and responding to questions and concerns within one business day).

Strongly Agree 4 9%
Agree 11 23%
Neutral 27 57%
Disagree 2 4%
Strongly Disagree 3 6%
47 respondents

H. Section 7

1. What else would you like to tell us about your school?

Free form text answers are available in the exported CSV report