

BCPS STUDENT (Grades 6-12) CUSTOMER SURVEY 2025

run on 09/11/2025



surveys



BCPS STUDENT (Grades 6-12) CUSTOMER SURVEY 2025

run on 09/11/2025

Custom Survey

1 survey(s) 772 response(s)

Report Filters

School:
N/A

Race:
N/A

Grade:
N/A

Gender:
N/A

Ethnicity:
N/A

Tag:
N/A

BCPS STUDENT (Grades 6-12) CUSTOMER SURVEY 2025

Demographics

Number of Responses | Percentages of Total Responses

1. Gender

Male	320	42%
Female	434	57%
Prefer not to answer	1	2%

768 respondents

2. Race

American Indian or Alaska Native	1	1%
Asian	0	0%
Black or African American	631	83%
Native Hawaiian or Other Pacific Islander	1	1%
White	2	3%

Multiracial 36 5%

Other 50 7%

756 respondents

3. Ethnicity

Hispanic 76 13%

Non-Hispanic or Latino 346 59%

Prefer not to answer 166 28%

588 respondents

4. Grade

Grade 6 58 8%

Grade 7 91 12%

Grade 8 44 6%

Grade 9 138 18%

Grade 10 88 11%


Grade 11 217 28%

Grade 12 136 18%


772 respondents

C. Section 2

1. I feel safe at my school.



2. I feel safe getting to and from my school.



3. *Note: Remember, this survey is anonymous, please report any bullying concerns to a trusted adult at your school. The next 10 questions ask about bullying. Bullying is when 1 or more students tease, threaten, spread rumors about, hit, shove, or hurt another student over and over again. It is not bullying when 2 students of about the same strength or power argue, fight or tease each other in a friendly way. During the past 12 months, have you ever been bullied on school property?

Yes	94	12%
-----	----	-----

No 678 88%

772 respondents

4. The primary location on school property where I was bullied during the last 12 months was:

On the school bus 1%

In the classroom 38 5%

In the cafeteria 1%

In the hallway 0 3%

In the restroom 0%

Other school area 1%

Does not apply to me 679 88%

770 respondents

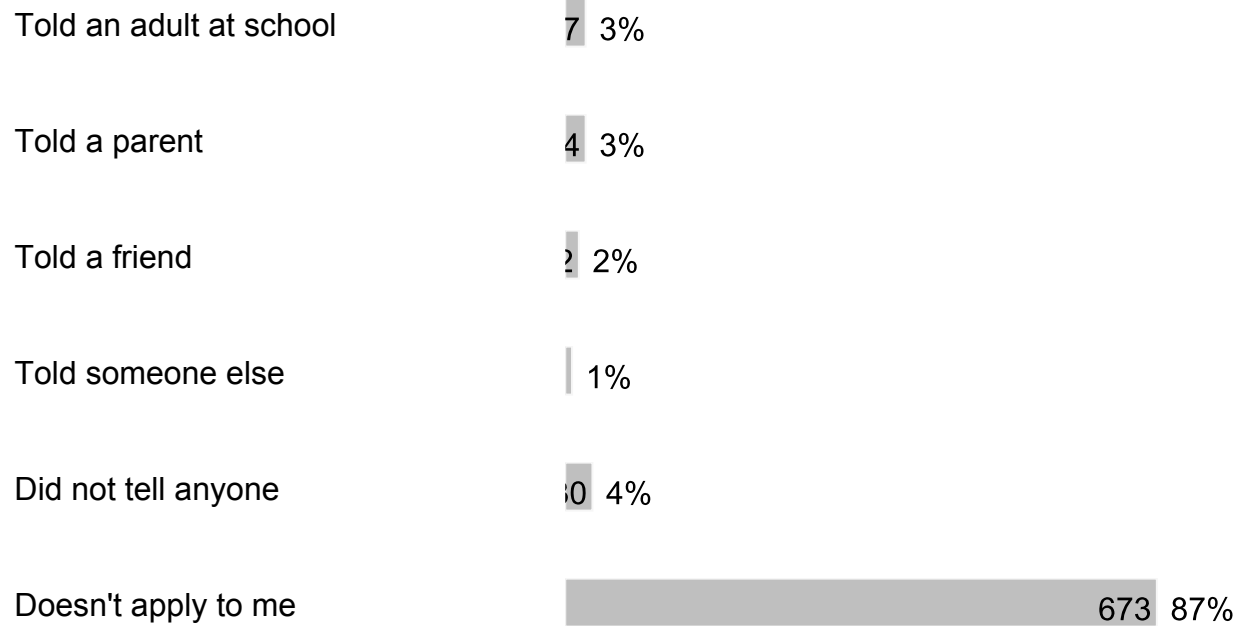
5. During the past 12 months, have you ever been electronically bullied? (Count being bullied through texting, Instagram, TikTok, Snapchat or other social media.)

Yes 47 6%

No 725 94%

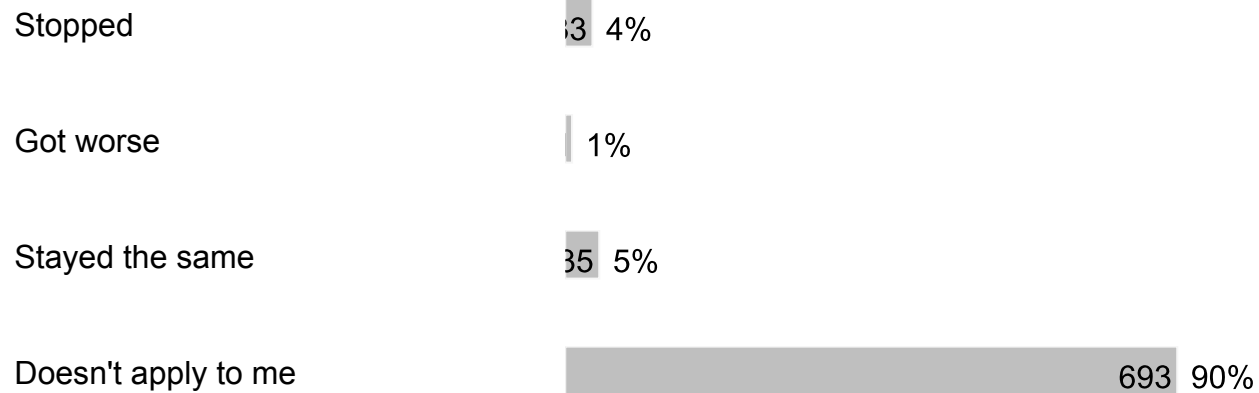
772 respondents

6. After I was bullied, I:



772 respondents

7. After I told an adult at school about being bullied, the bullying:



772 respondents

8. A teacher or another adult at school taught our class about what bullying is this school year.

Yes 411 53%

No 361 47%

772 respondents

9. I think bullying is wrong.

Strongly Agree 415 54%

Agree 227 29%

Neutral 99 13%

Disagree 1 1%

Strongly Disagree 0 3%

772 respondents

10. I know different ways to intervene or help if bullying were occurring or going to occur.

Strongly Agree 156 20%

Agree 318 41%

Neutral 241 31%

Disagree 35 5%

Strongly Disagree 2 3%

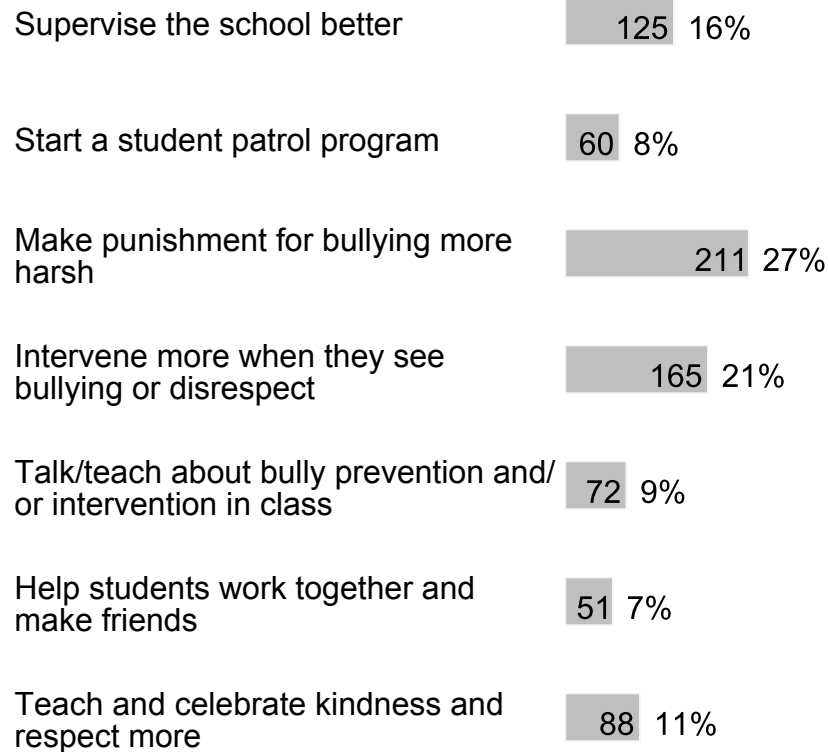
772 respondents

11. I would intervene or help if another student was being bullied.

Strongly Agree 146 19%

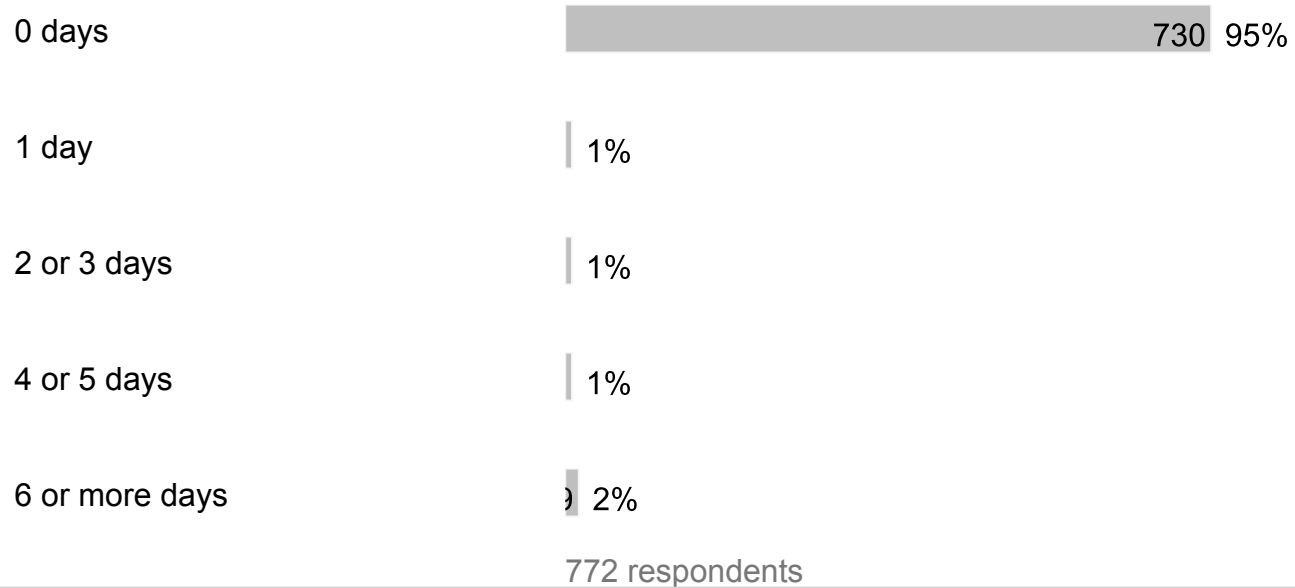


12. What can adults do to help stop bullying at school?

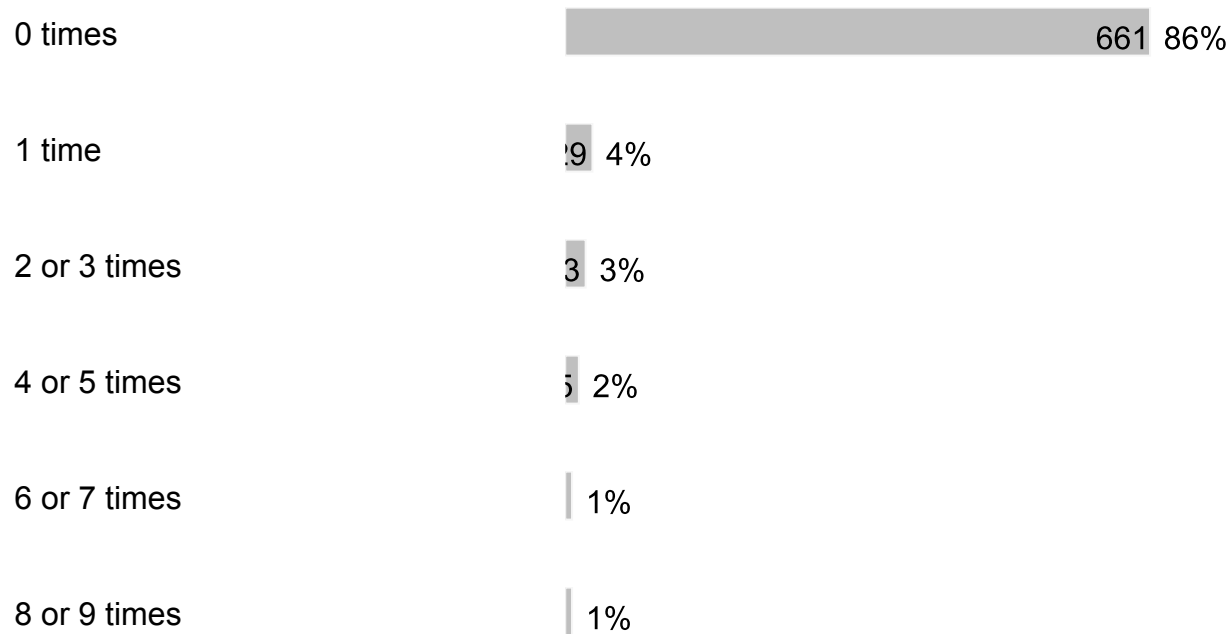


772 respondents

13. During the past 30 days, how many days did you carry a weapon such as a gun, knife or club on school property?



14. During the past 30 days, how many times have you been threatened by another student at school?



10 or 11 times 0%

12 or more times 8 4%

772 respondents

15. During the past 12 months, how many times were you in a physical fight on school property?

0 times 667 87%

1 time 3 4%

2 or 3 times 5 3%

4 or 5 times 1 1%

6 or 7 times 1 1%

8 or 9 times 1 1%

10 or 11 times 1 1%

12 or more times 5 2%

768 respondents

16. During the past 12 months, how many times did someone you were dating or going out with physically hurt you on purpose? (Count such things as being hit, slammed into something or injured with an object or weapon.)

I did not date or go out with anyone during the past 12 months 368 48%

0 times 337 44%

1 time 8 4%

2 or 3 times 3 2%

4 or 5 times 2 2%

6 or more times 1 2%

772 respondents

17. During the past 30 days, how many days did you have at least one drink of alcohol? (Alcohol includes drinking beer, wine, flavored alcoholic beverages and liquor such as rum, gin, vodka, whiskey, etc.) For the purpose of this question, drinking alcohol does not include drinking a few sips of wine for religious purposes.

0 days 717 93%

1 or 2 days 3 2%

3 or 5 days 1 1%

6 to 9 days 1 1%

10 to 19 days 1 1%

20 to 29 days 0%

All 30 days 1%

772 respondents

18. During the past 30 days, how many days did you use an electronic vapor product? (Electronic vapor products include JUUL, SMOK, Suorin, Vuse, blu e-cigarettes, vapes, vape pens, e-cigars, e-hookahs, hookah pens, mods, etc.)

0 days 725 94%

1 or 2 days 1%

3 or 5 days 1%

6 to 9 days 1%

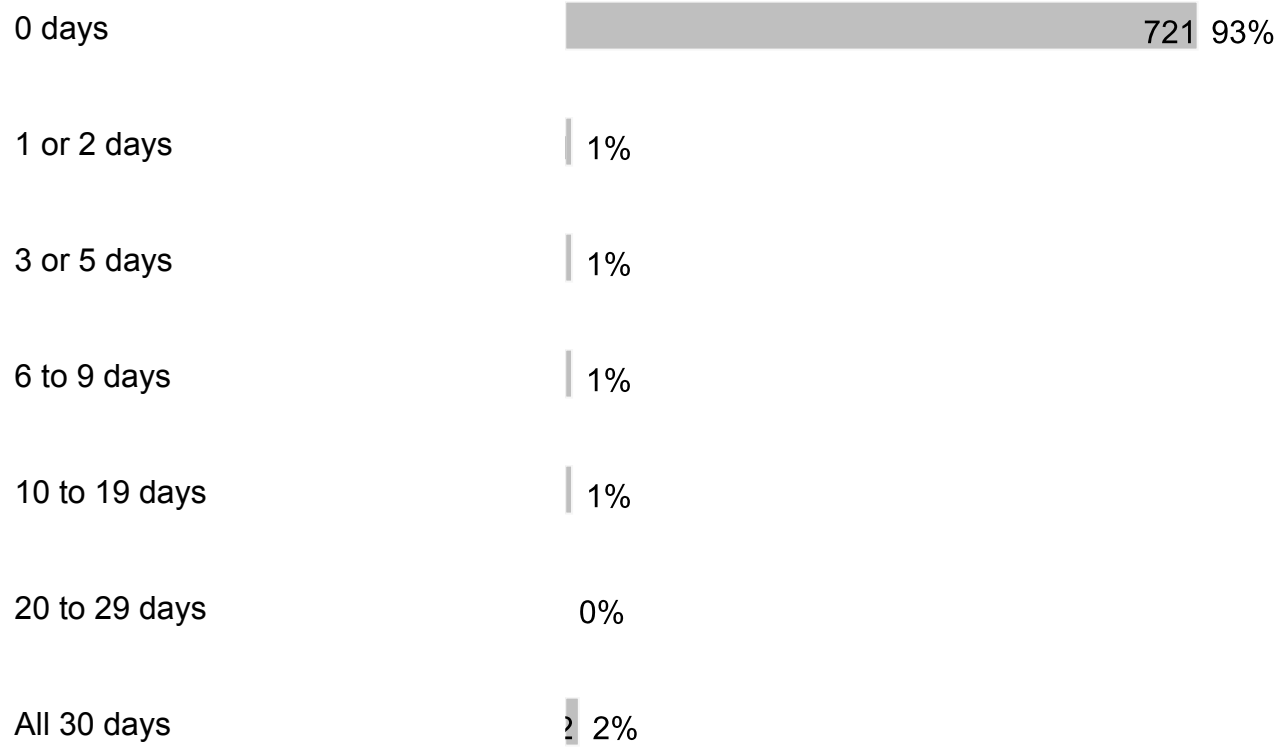
10 to 19 days 1%

20 to 29 days 0%

All 30 days 1%

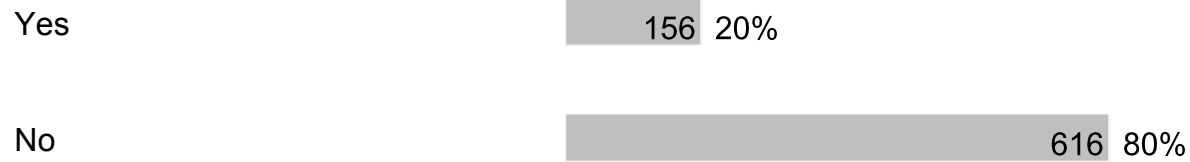
772 respondents

19. During the past 30 days, how many days did you use marijuana (also called pot or weed)? Do not count CBD-only or hemp products, which come from the same plant as marijuana, but do not cause a high when used alone.



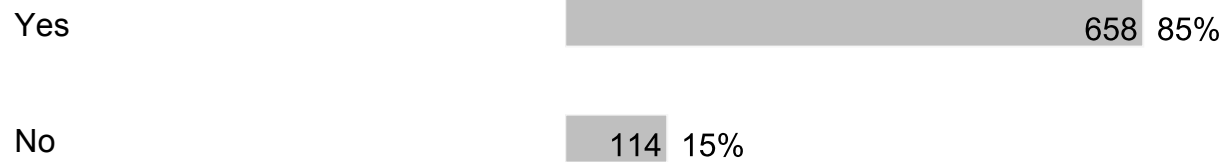
772 respondents

20. During the school year, I participated in alcohol, other drug or tobacco prevention activities or lessons.




772 respondents

21. I believe drinking alcohol is bad for your brain.



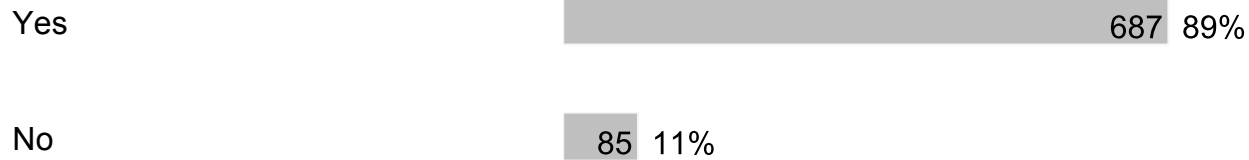
772 respondents

22. In your opinion, what percentage of Broward County students in grades 6 - 12 choose not to drink alcohol?



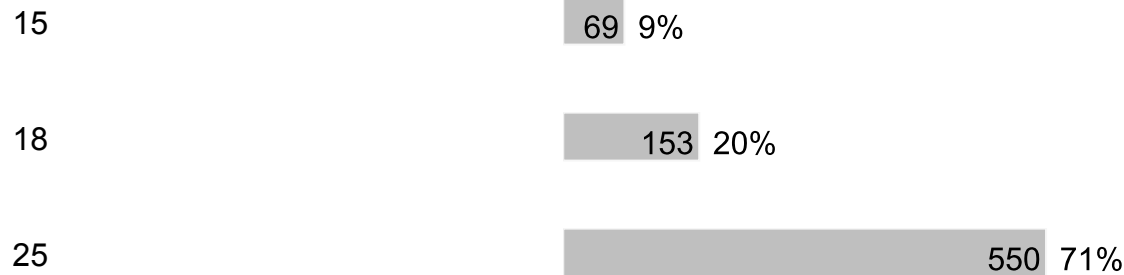
772 respondents

23. I believe using drugs are bad for your health.



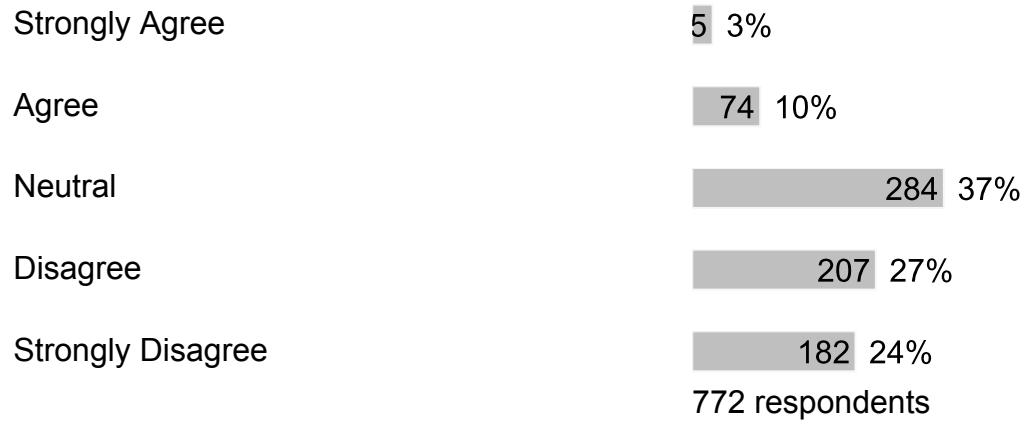
772 respondents

24. At what age is a human brain fully developed?



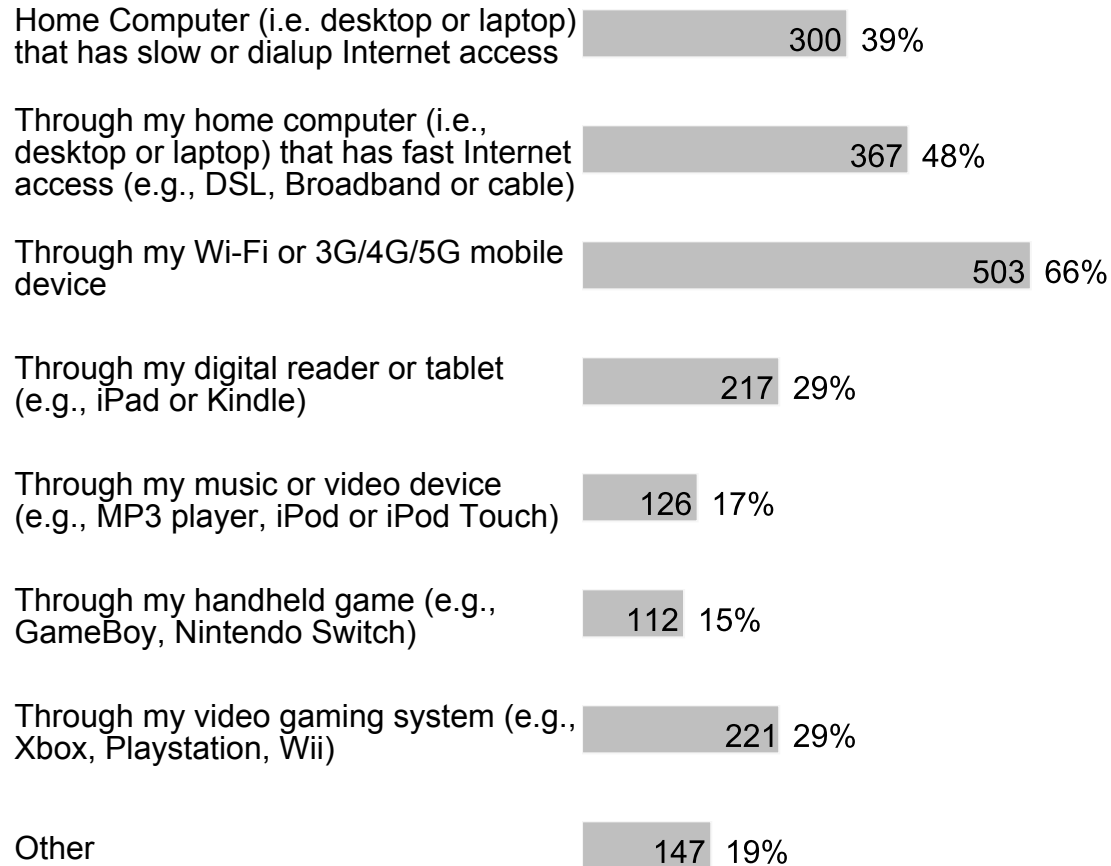
772 respondents

25. My school is clean and well-maintained.



D. Section 3

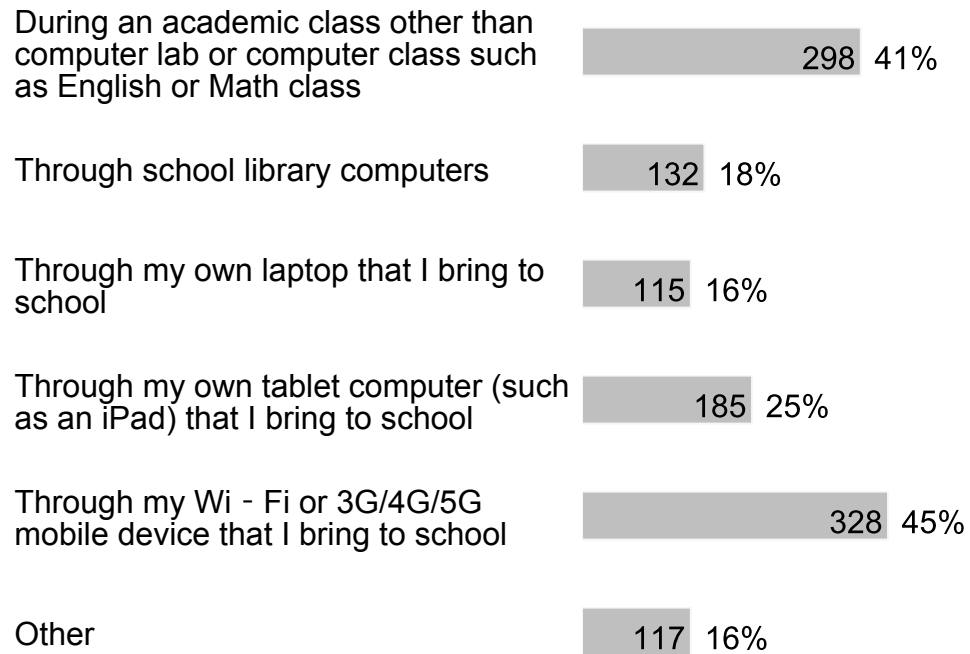
1. During a typical week, I have access to the internet at home in the following ways (check all that apply):



761 respondents

2. During a typical school day, I have access to the internet at school in the following ways (check all that apply):

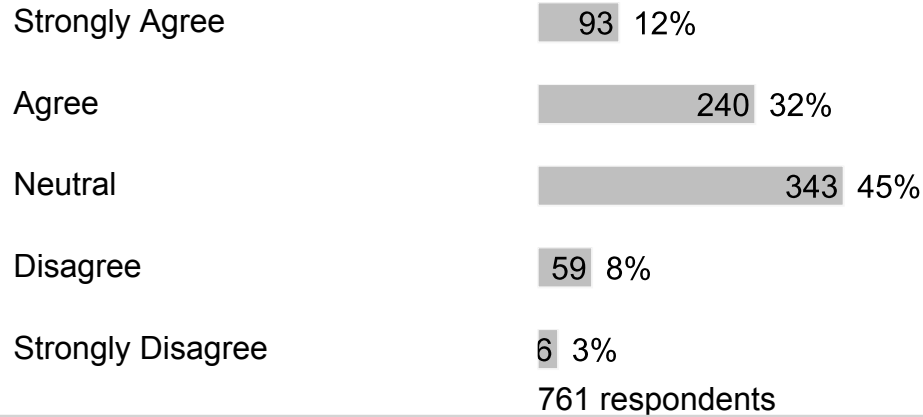




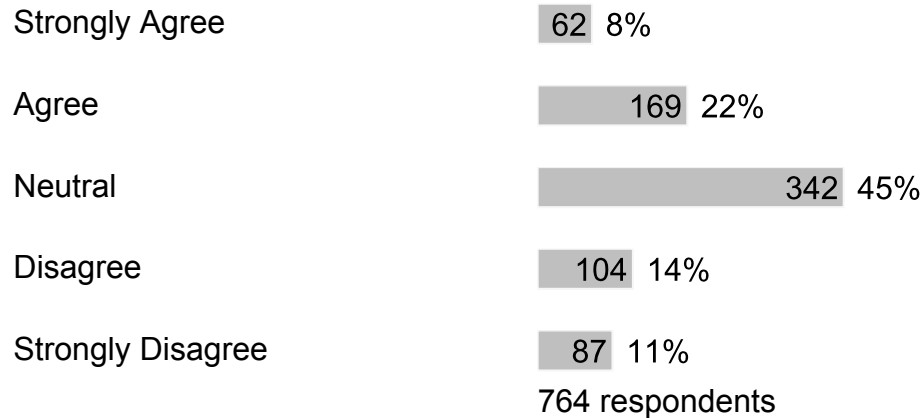
733 respondents

E. Section 4

1. My school provides sufficient material resources (books, supplies, technology, etc.) to meet my needs.



2. I would recommend my school to my friends.



F. Section 5

1. If I have a problem, I know who I can go to for help.

Strongly Agree	103	14%
Agree	264	35%
Neutral	291	38%
Disagree	68	9%
Strongly Disagree	36	5%

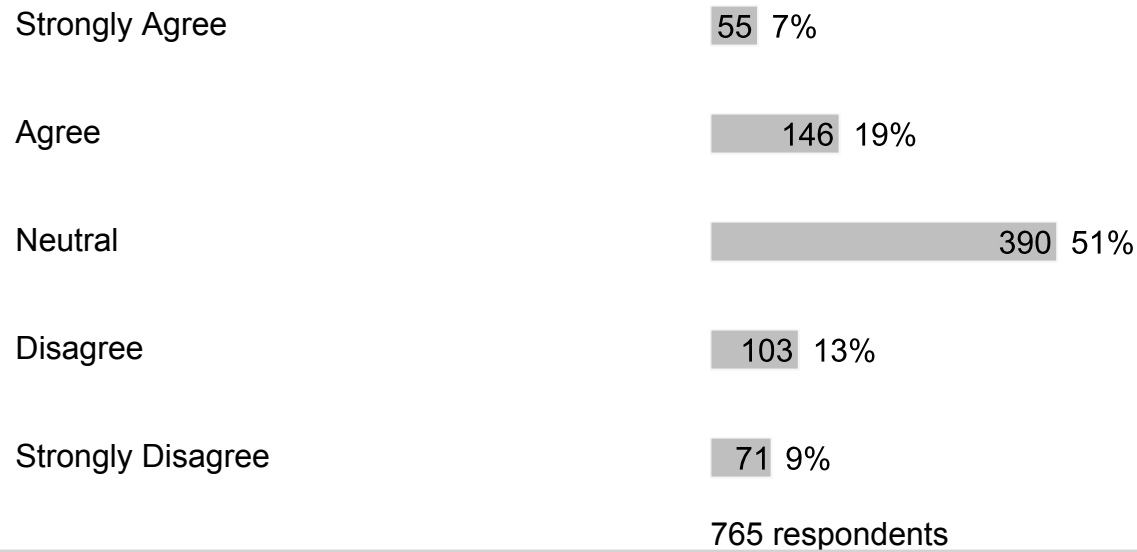
762 respondents

2. In my school, students treat adults with respect.

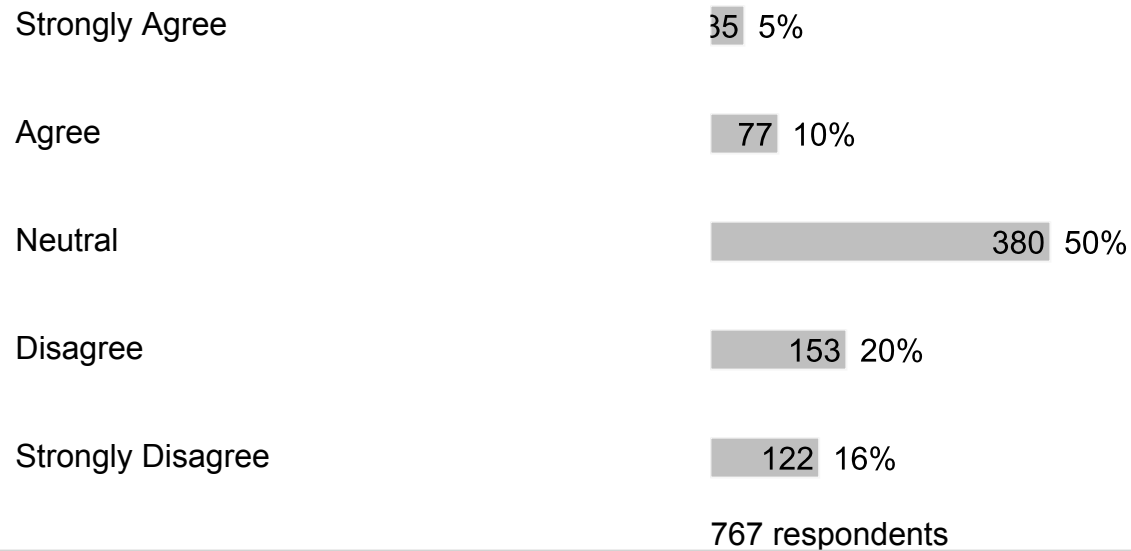
Strongly Agree	39	5%
Agree	81	11%
Neutral	366	48%
Disagree	157	21%
Strongly Disagree	117	15%

760 respondents

3. In my school, adults treat students with respect.



4. In my school, students treat each other with respect.



5. My school provides me the support that I need.

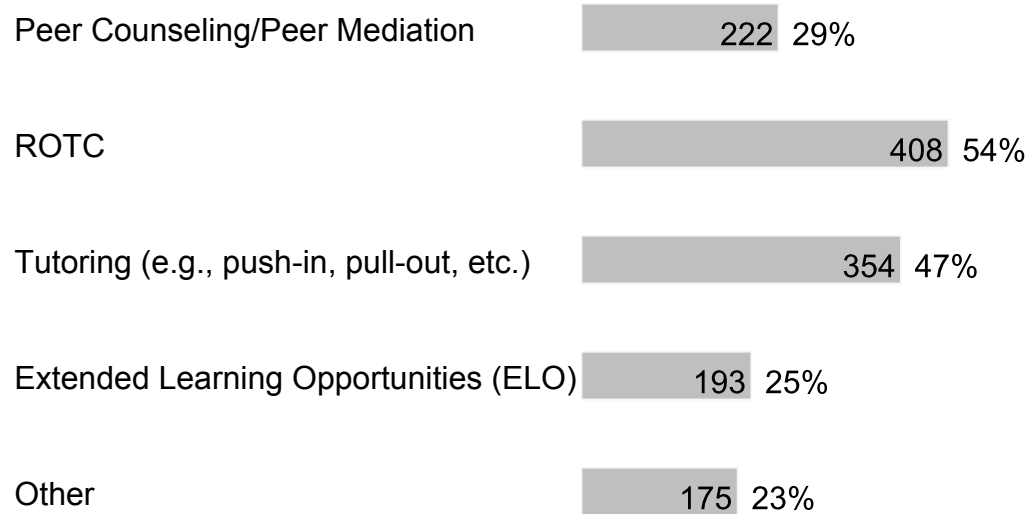


Agree	182	24%
Neutral	402	53%
Disagree	69	9%
Strongly Disagree	45	6%

764 respondents

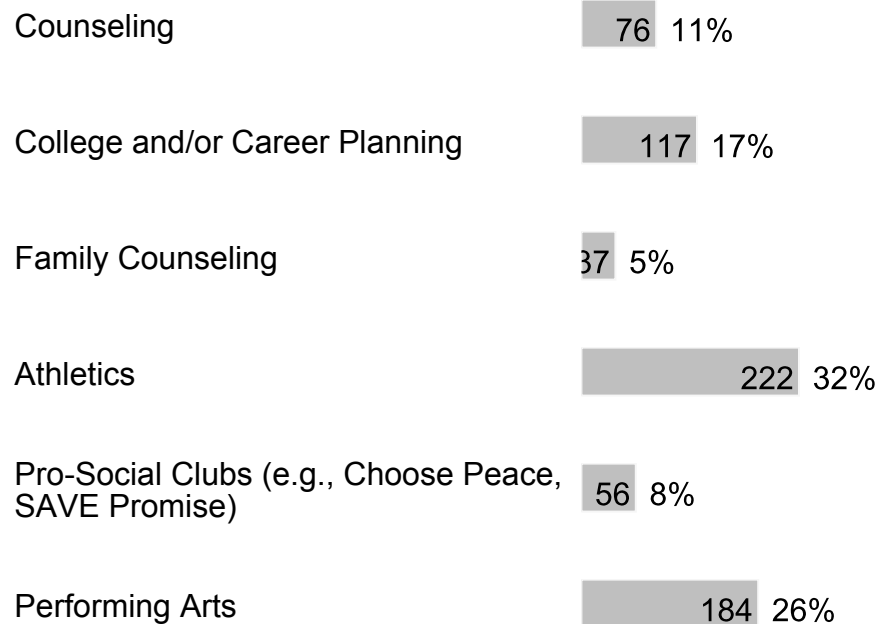
6. At my school, the following programs/services are available (check all that apply):

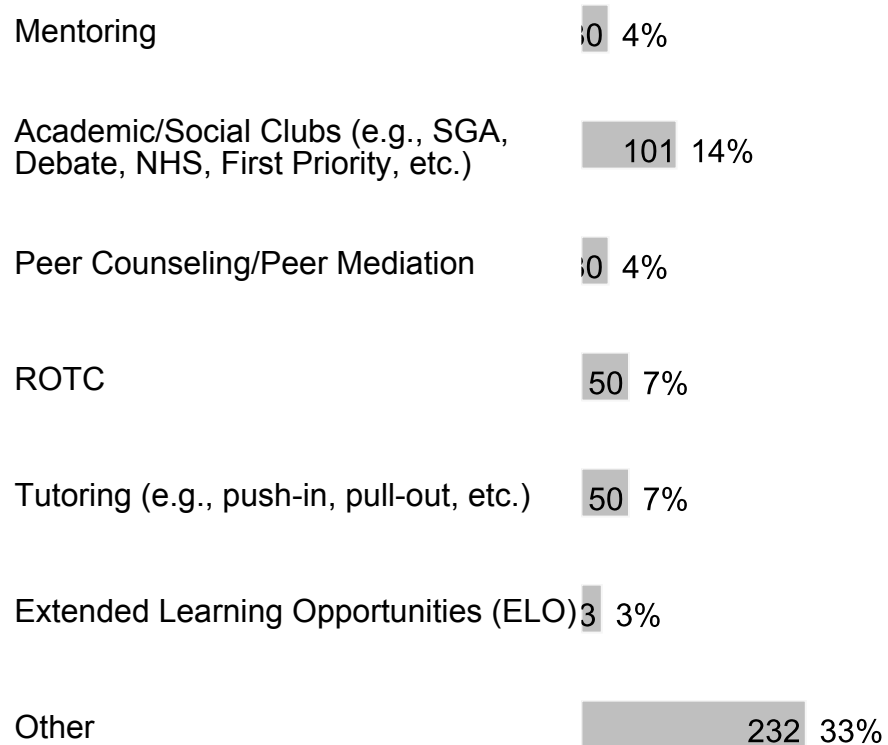
Counseling	495	65%
College and/or Career Planning	431	57%
Family Counseling	207	27%
Athletics	527	70%
Pro-Social Clubs (e.g., Choose Peace, SAVE Promise)	216	29%
Performing Arts	516	68%
Mentoring	222	29%
Academic/Social Clubs (e.g., SGA, Debate, NHS, First Priority, etc.)	373	49%



757 respondents

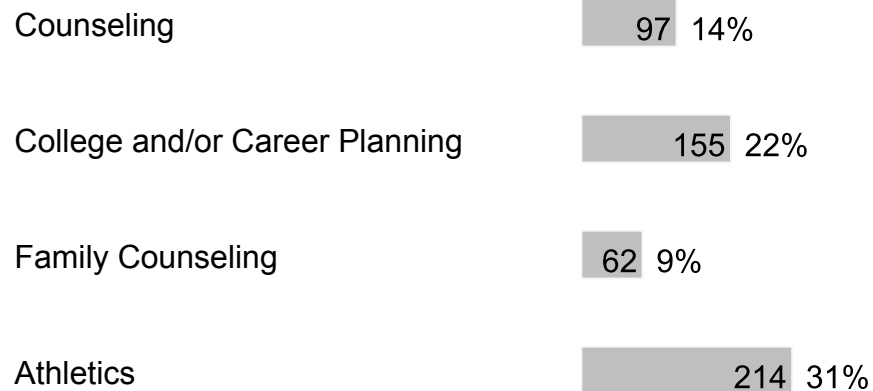
7. At my school, I participate in the following programs/services (check all that apply):





702 respondents

8. These are the programs/services at my school that I value most or would value if they were available at my school (check all that apply):



Pro-Social Clubs (e.g., Choose Peace, SAVE Promise)	65	9%
Performing Arts	177	25%
Mentoring	48	7%
Academic/Social Clubs (e.g., SGA, Debate, NHS, First Priority, etc.)	79	11%
Peer Counseling/Peer Mediation	46	7%
ROTC	69	10%
Tutoring (e.g., push-in, pull-out, etc.)	87	12%
Extended Learning Opportunities (ELO)	55	8%
Other	262	38%

698 respondents

9. I am friends with other students at this school.

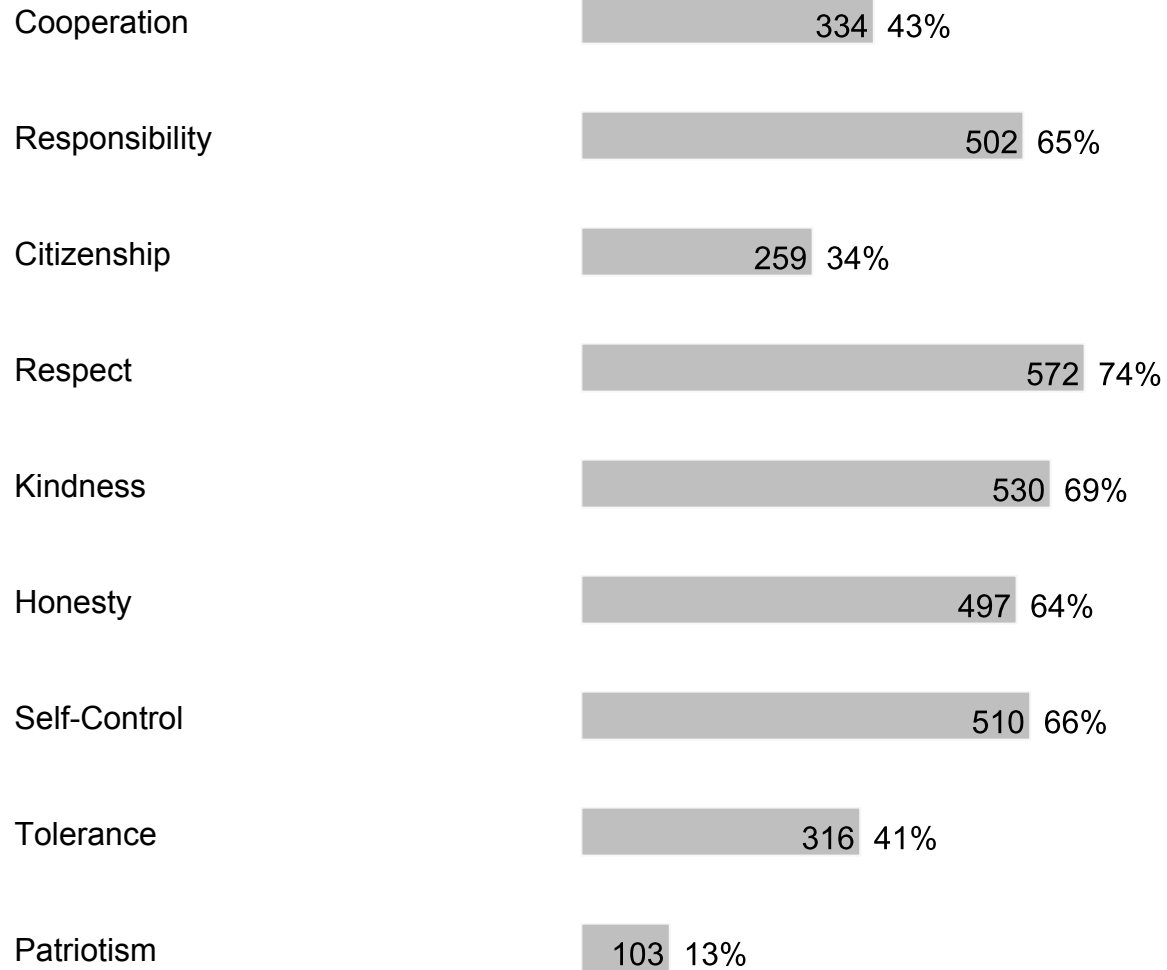
Strongly Agree	247	32%
Agree	301	39%
Neutral	203	26%

Disagree | 1%

Strongly Disagree | 1%

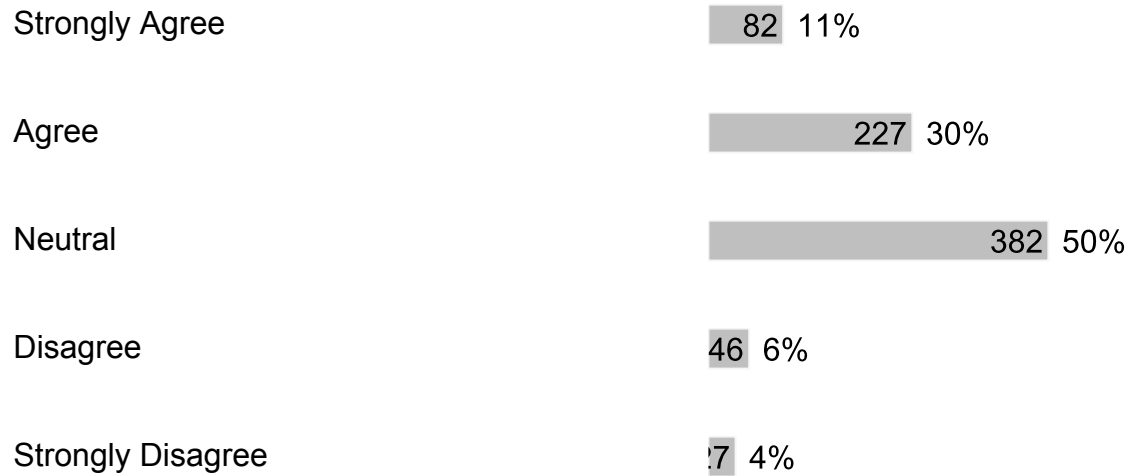
772 respondents

10. Which character traits do you value the most in yourself and others? (check all that apply)




772 respondents

11. I receive acknowledgement and/or praise for my strengths or accomplishments by adults at my school.



764 respondents

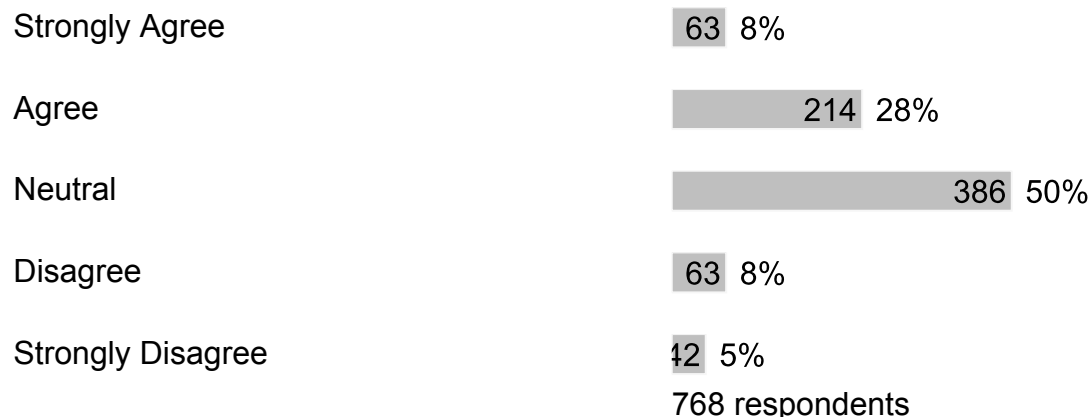
12. I enjoy eating food prepared by the cafeteria.



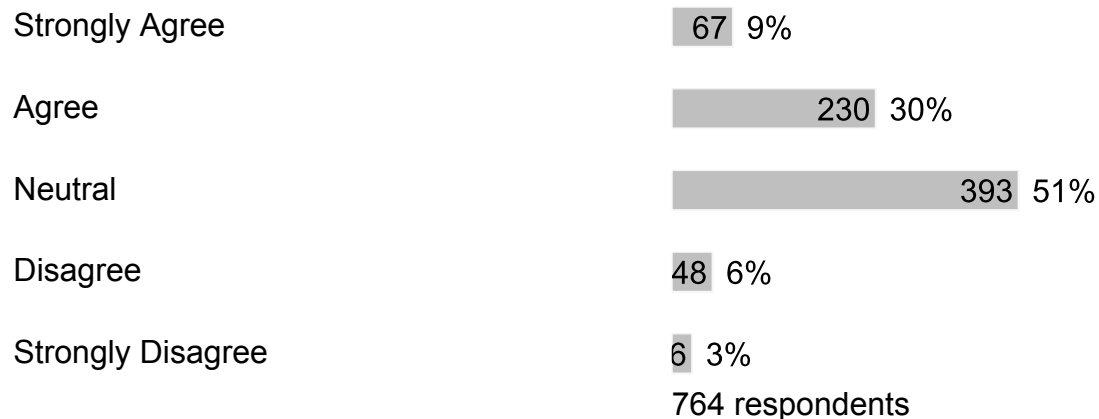
772 respondents

G. Section 6

1. In my school, a high-quality education is offered.



2. My school provides me with challenging curriculum, uses a variety of teaching methods and learning experiences to develop the skills I need to succeed.

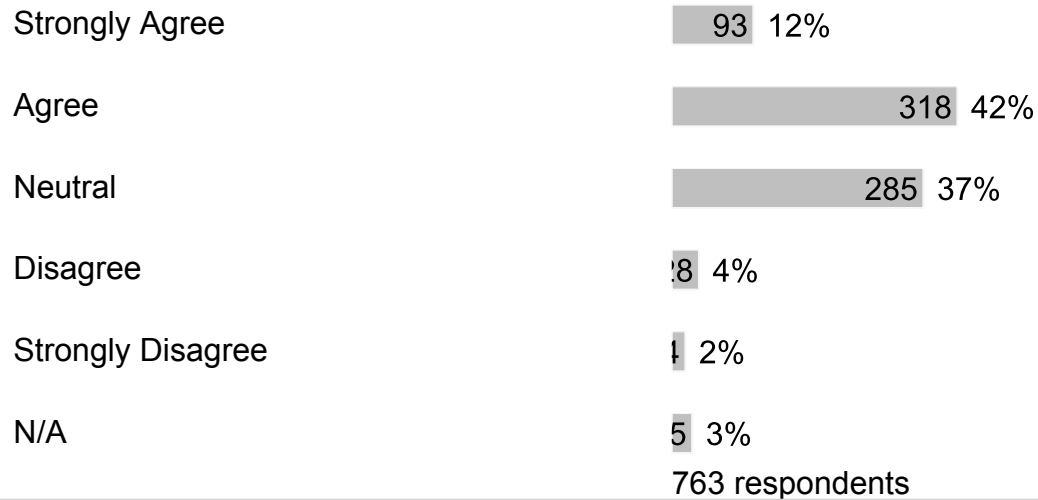


3. My school motivates me to set academic goals and learn new things.

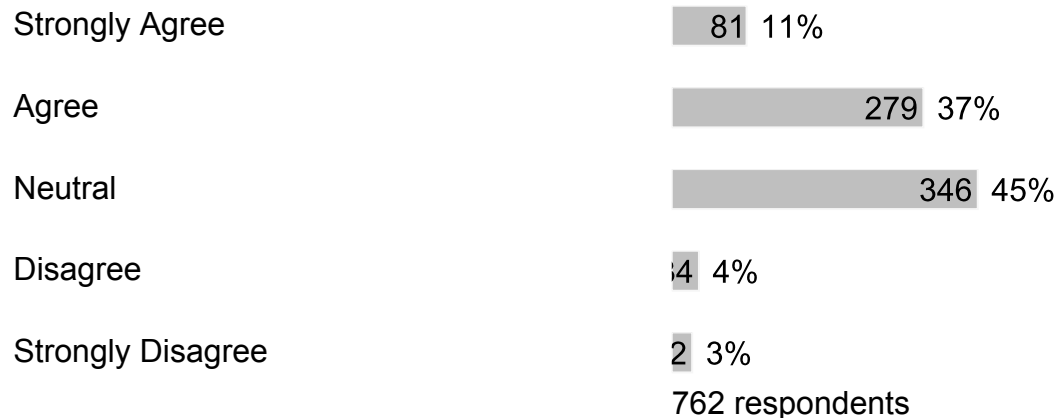




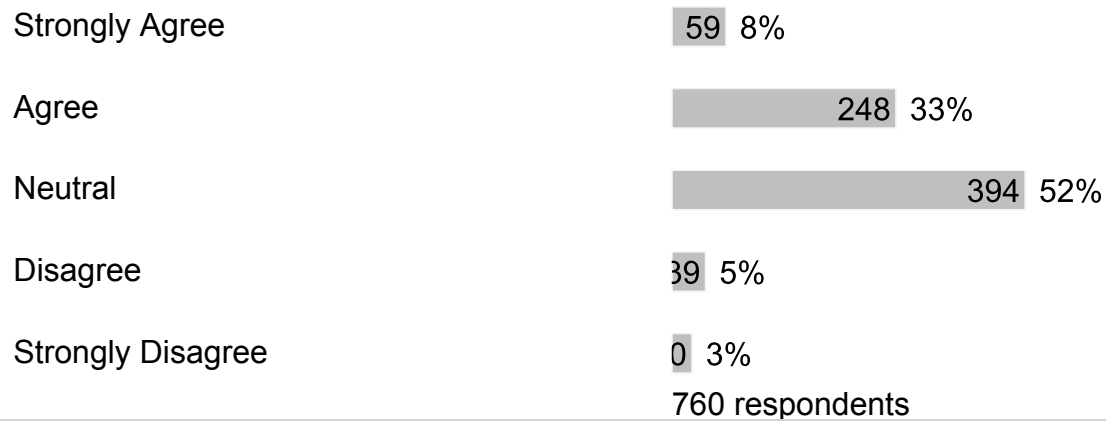
4. My teachers use tests, projects, presentations, and portfolios to assess my understanding of what was taught.



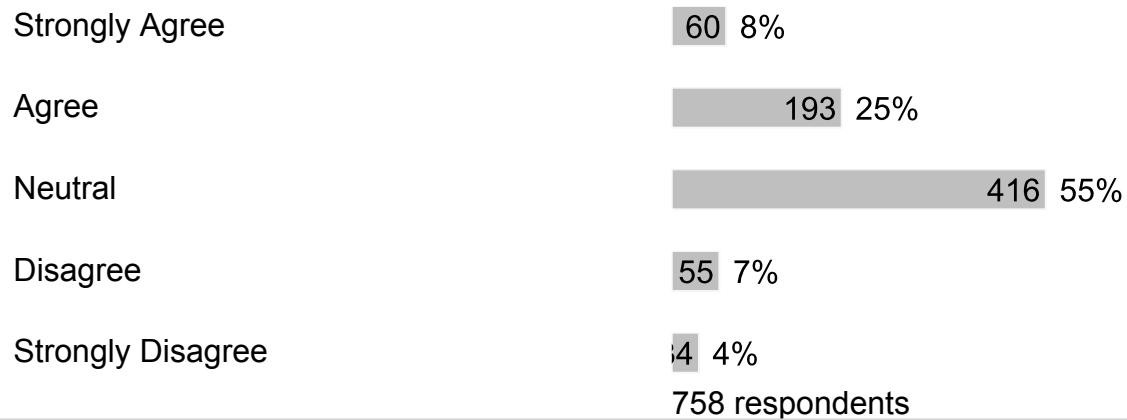
5. My school prepares me for success in the next school year.




6. Lessons and materials in our school prepare us to be effective users of media and technology.



7. In class, students spend considerable amounts of time actively engaged in learning (such as solving problems, discussing ideas, creating their own work, reading, writing, speaking and researching).



8. My teachers effectively engage students in the classroom and encourage creative thinking.



760 respondents

9. There are few distractions during class.

Strongly Agree	97	13%
Agree	181	24%
Neutral	372	49%
Disagree	72	9%
Strongly Disagree	39	5%

761 respondents

10. Students are encouraged to work in groups regularly.

Strongly Agree	54	7%
Agree	204	27%
Neutral	422	55%
Disagree	58	8%
Strongly Disagree	4	3%

762 respondents

11. Teachers are generally fair when it comes to grading student work.

Strongly Agree	68	9%
Agree	212	28%
Neutral	359	47%
Disagree	76	10%

Strongly Disagree 47 6%
762 respondents

12. I give class presentations or share my work with classmates.

Strongly Agree 65 9%
Agree 208 27%
Neutral 401 53%
Disagree 59 8%
Strongly Disagree 9 4%
762 respondents

13. I work on assignments that challenge me and/or take more than one class period to complete.

Strongly Agree 86 11%
Agree 275 36%
Neutral 356 47%
Disagree 4 4%
Strongly Disagree 2 2%
763 respondents

14. I complete meaningful homework to review what I learned in class and/or prepare for the next day's lesson.

Strongly Agree 72 9%
Agree 223 29%
Neutral 402 53%

Disagree 45 6%

Strongly Disagree 2 3%

764 respondents

15. I receive feedback about my work that helps me better understand what I'm learning.

Strongly Agree 72 9%

Agree 236 31%

Neutral 368 48%

Disagree 66 9%

Strongly Disagree 0 3%

762 respondents

16. I am provided opportunities to correct or improve my work.

Strongly Agree 87 11%

Agree 272 36%

Neutral 354 46%

Disagree 31 4%

Strongly Disagree 1 2%

763 respondents

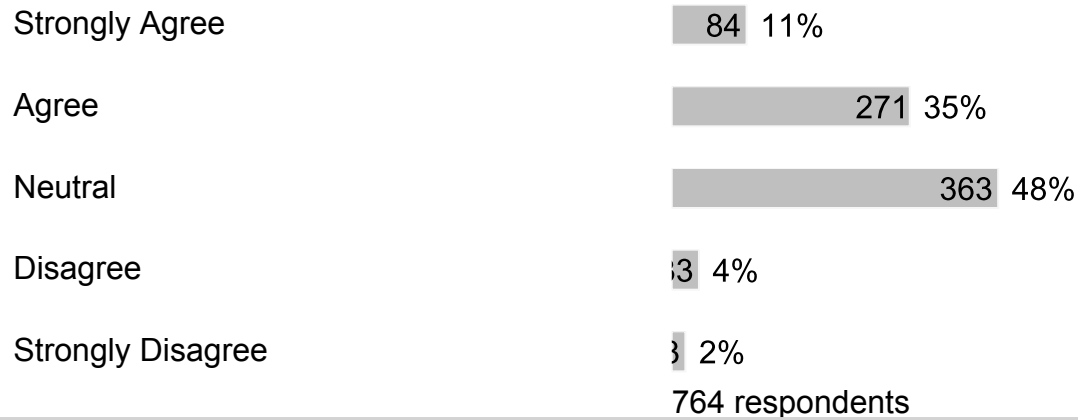
17. I am provided opportunities to participate in class discussions and activities.

Strongly Agree 82 11%

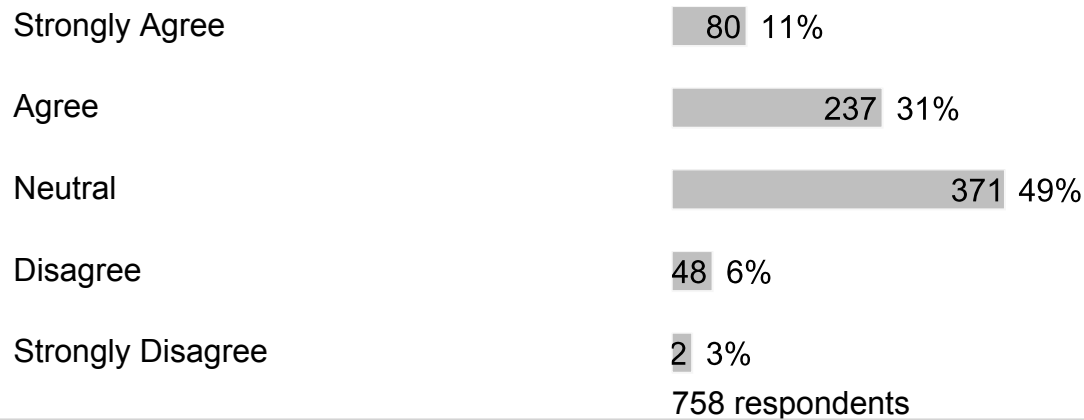
Agree 292 38%



18. My teachers explain their expectations so I can be successful.




19. My teachers provide me with information about how well I am doing in school.

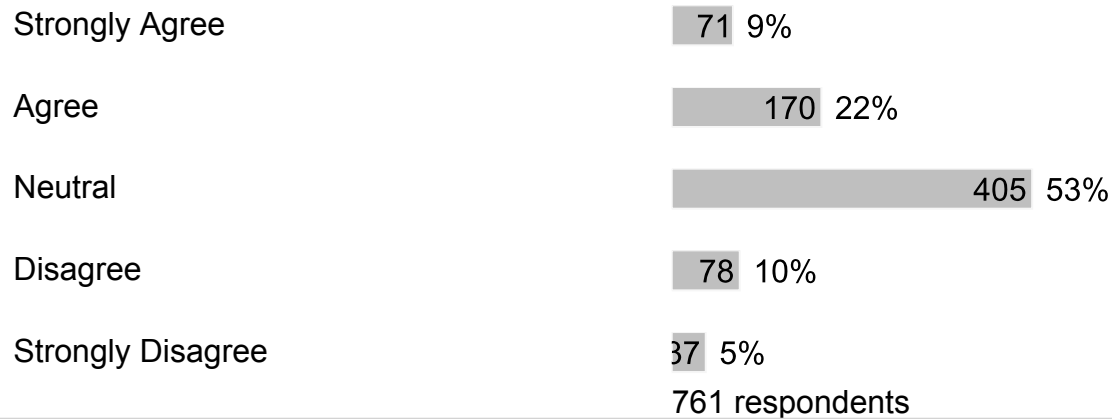


20. Teachers regularly post information online or send home a newsletter.






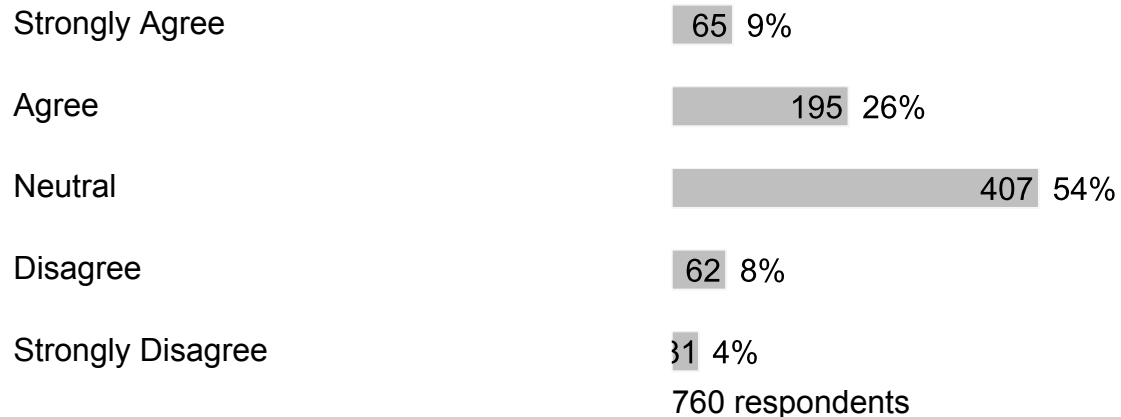
21. My teachers keep my family informed of my academic progress.



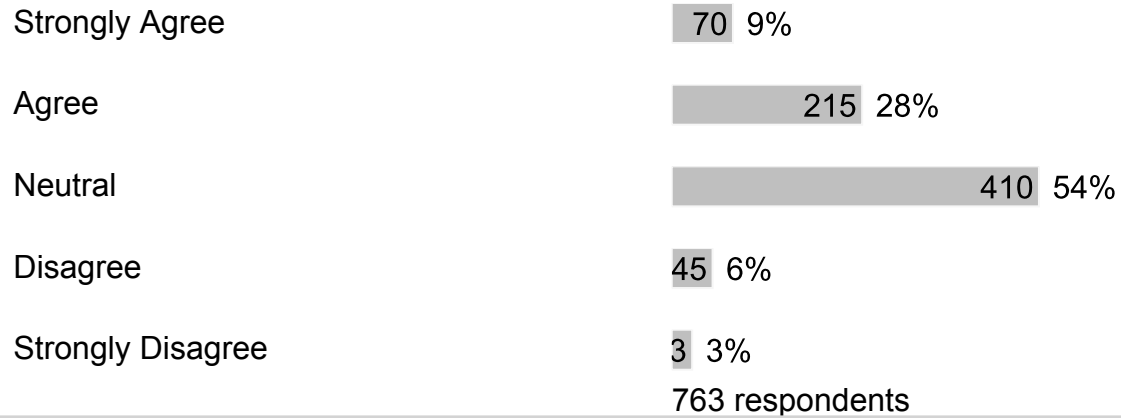
22. My school considers students' opinions when changing rules/policies and planning ways to improve the school.




23. My school shares information about school success with my community.



24. Our school uses different ways to communicate what is happening to parents and students.



25. My school focuses on Customer Service (greeting with a smile and responding to questions and concerns within one business day).



764 respondents

H. Section 7

1. What else would you like to tell us about your school?

Free form text answers are available in the exported CSV report