

BCPS STUDENT (Grades 6-12) CUSTOMER SURVEY 2025

run on 09/30/2025





BCPS STUDENT (Grades 6-12) CUSTOMER SURVEY 2025

run on 09/30/2025

Custom Survey

1 survey(s) 811 response(s)

Report Filters

School:
N/A

Race:
N/A

Grade:
N/A

Gender:
N/A

Ethnicity:
N/A

Tag:
N/A

BCPS STUDENT (Grades 6-12) CUSTOMER SURVEY 2025

Demographics

Number of Responses | Percentages of Total Responses

1. Gender

Male	308	38%
Female	486	60%
Prefer not to answer	1	1%

804 respondents

2. Race

American Indian or Alaska Native	1	1%
Asian	1	1%
Black or African American	515	66%
Native Hawaiian or Other Pacific Islander	1	1%
White	77	10%

Multiracial 43 6%

Other 127 16%

776 respondents

3. Ethnicity

Hispanic 219 32%

Non-Hispanic or Latino 348 51%

Prefer not to answer 118 17%

685 respondents

4. Grade

Grade 6 0%

Grade 8 0%

Grade 9 166 20%

Grade 10 235 29%


Grade 11 145 18%

Grade 12 260 32%


811 respondents

C. Section 2

1. I feel safe at my school.



2. I feel safe getting to and from my school.



3. *Note: Remember, this survey is anonymous, please report any bullying concerns to a trusted adult at your school. The next 10 questions ask about bullying. Bullying is when 1 or more students tease, threaten, spread rumors about, hit, shove, or hurt another student over and over again. It is not bullying when 2 students of about the same strength or power argue, fight or tease each other in a friendly way. During the past 12 months, have you ever been bullied on school property?

Yes	115	14%
-----	-----	-----

No 696 86%

811 respondents

4. The primary location on school property where I was bullied during the last 12 months was:

On the school bus 1%

In the classroom 42 5%

In the cafeteria 1%

In the hallway 10 4%

In the restroom 0%

Other school area 1 2%

Does not apply to me 696 86%

806 respondents

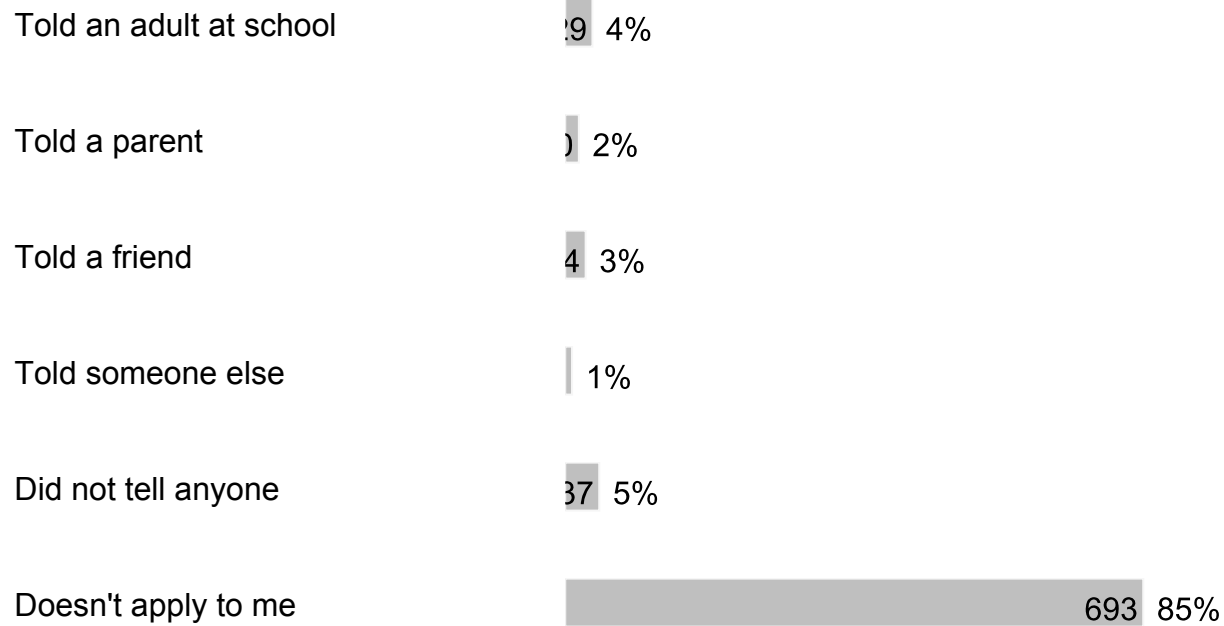
5. During the past 12 months, have you ever been electronically bullied? (Count being bullied through texting, Instagram, TikTok, Snapchat or other social media.)

Yes 62 8%

No 749 92%

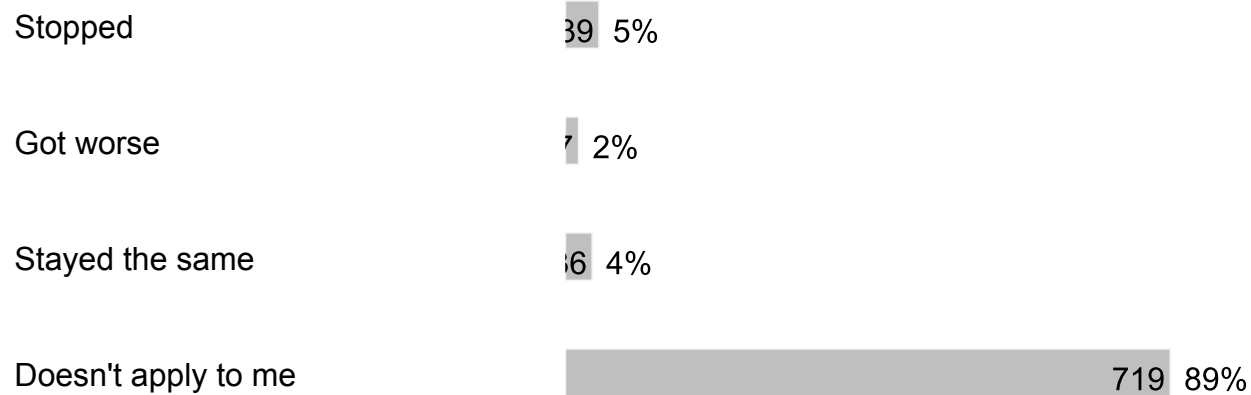
811 respondents

6. After I was bullied, I:



811 respondents

7. After I told an adult at school about being bullied, the bullying:



811 respondents

8. A teacher or another adult at school taught our class about what bullying is this school year.

Yes 404 50%

No 407 50%

811 respondents

9. I think bullying is wrong.

Strongly Agree 412 51%

Agree 242 30%

Neutral 119 15%

Disagree 3 2%

Strongly Disagree 2 3%

811 respondents

10. I know different ways to intervene or help if bullying were occurring or going to occur.

Strongly Agree 171 21%

Agree 304 37%

Neutral 294 36%

Disagree 9 4%

Strongly Disagree 3 2%

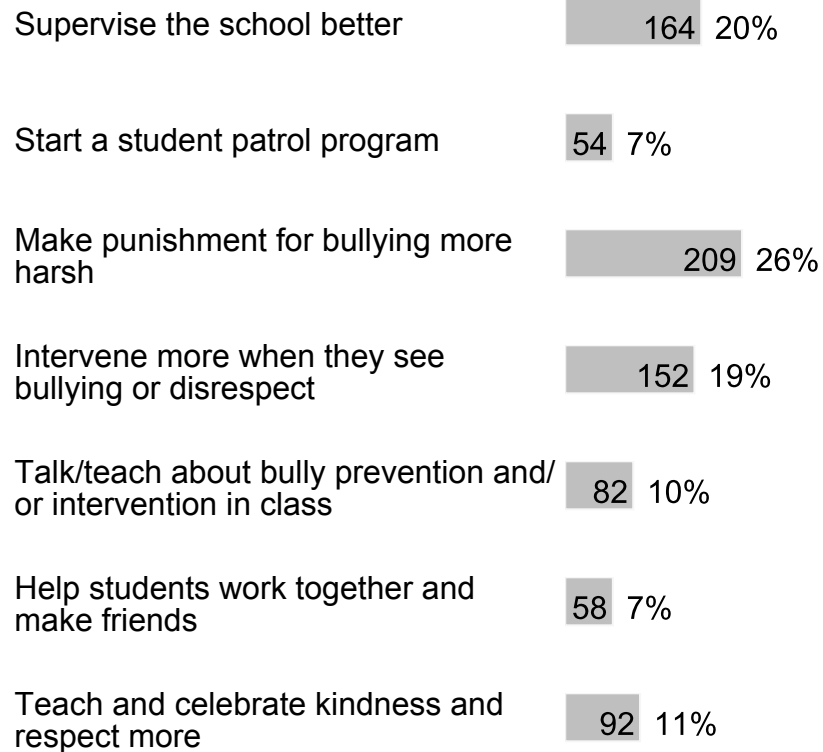
811 respondents

11. I would intervene or help if another student was being bullied.

Strongly Agree 169 21%

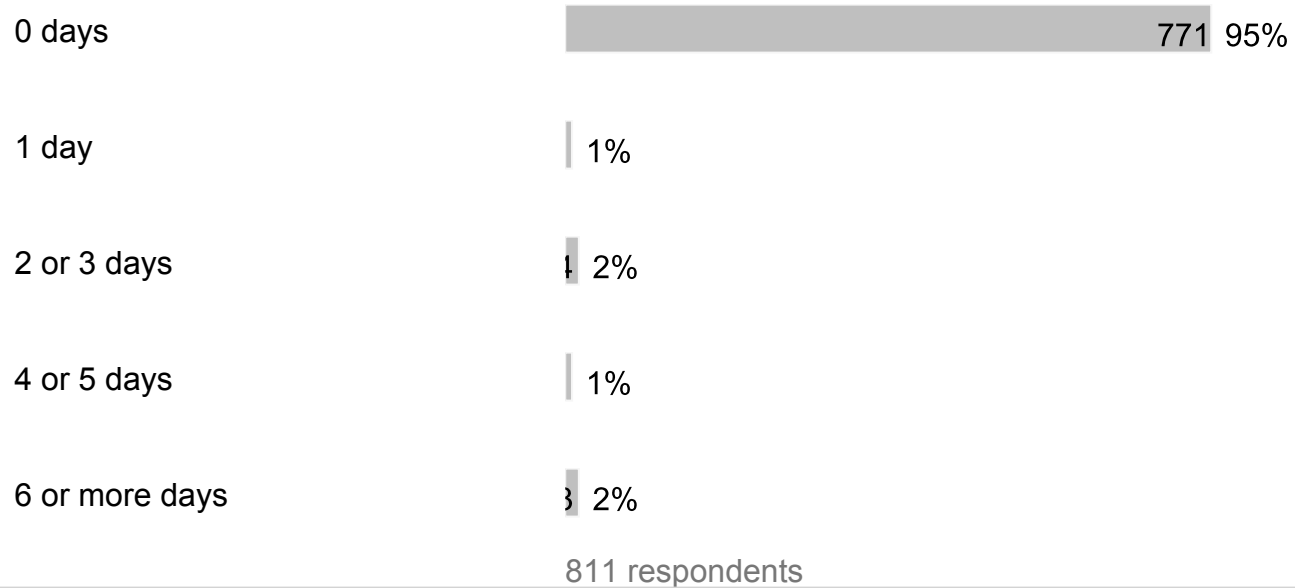


12. What can adults do to help stop bullying at school?

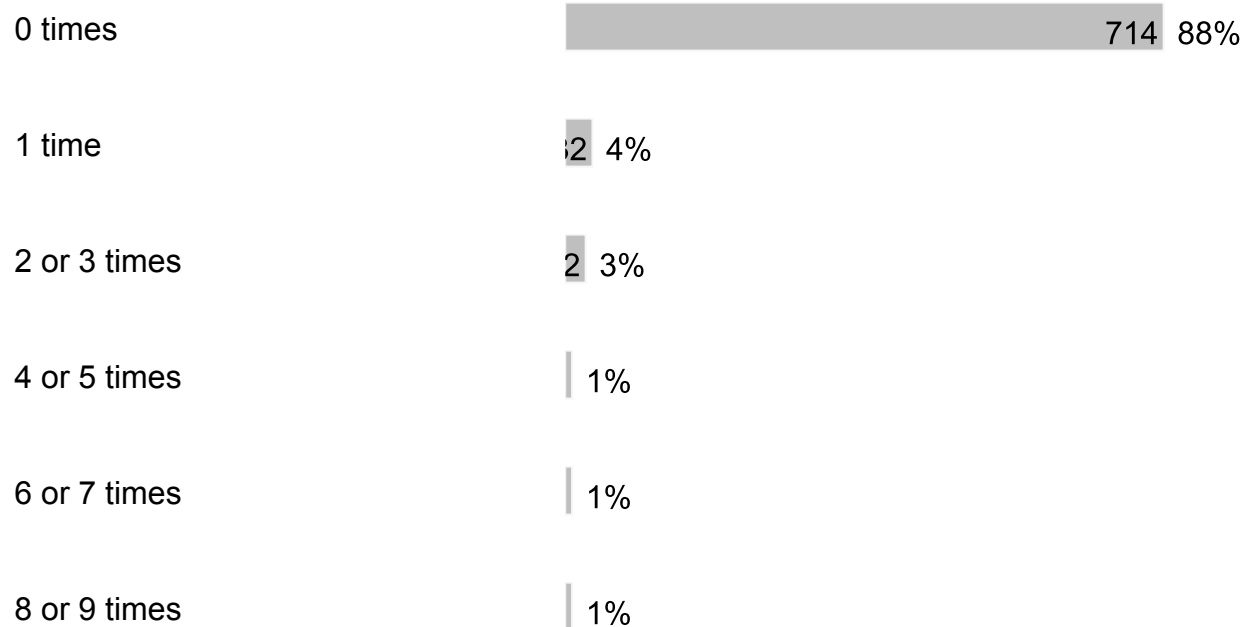


811 respondents

13. During the past 30 days, how many days did you carry a weapon such as a gun, knife or club on school property?



14. During the past 30 days, how many times have you been threatened by another student at school?



10 or 11 times | 1%

12 or more times | 1%

811 respondents

15. During the past 12 months, how many times were you in a physical fight on school property?

0 times | 724 90%

1 time | 37 5%

2 or 3 times | 1%

4 or 5 times | 1%

6 or 7 times | 1%

8 or 9 times | 1%

10 or 11 times | 0%

12 or more times | 1%

805 respondents

16. During the past 12 months, how many times did someone you were dating or going out with physically hurt you on purpose? (Count such things as being hit, slammed into something or injured with an object or weapon.)

I did not date or go out with anyone during the past 12 months 404 50%

0 times 329 41%

1 time 10 4%

2 or 3 times 1 2%

4 or 5 times 1 2%

6 or more times 1 2%

811 respondents

17. During the past 30 days, how many days did you have at least one drink of alcohol? (Alcohol includes drinking beer, wine, flavored alcoholic beverages and liquor such as rum, gin, vodka, whiskey, etc.) For the purpose of this question, drinking alcohol does not include drinking a few sips of wine for religious purposes.

0 days 741 91%

1 or 2 days 5 3%

3 or 5 days 1 1%

6 to 9 days 1 2%

10 to 19 days 1 1%

20 to 29 days | 1%

All 30 days | 1%

811 respondents

18. During the past 30 days, how many days did you use an electronic vapor product? (Electronic vapor products include JUUL, SMOK, Suorin, Vuse, blu e-cigarettes, vapes, vape pens, e-cigars, e-hookahs, hookah pens, mods, etc.)

0 days 751 93%

1 or 2 days 3 2%

3 or 5 days | 1%

6 to 9 days | 1%

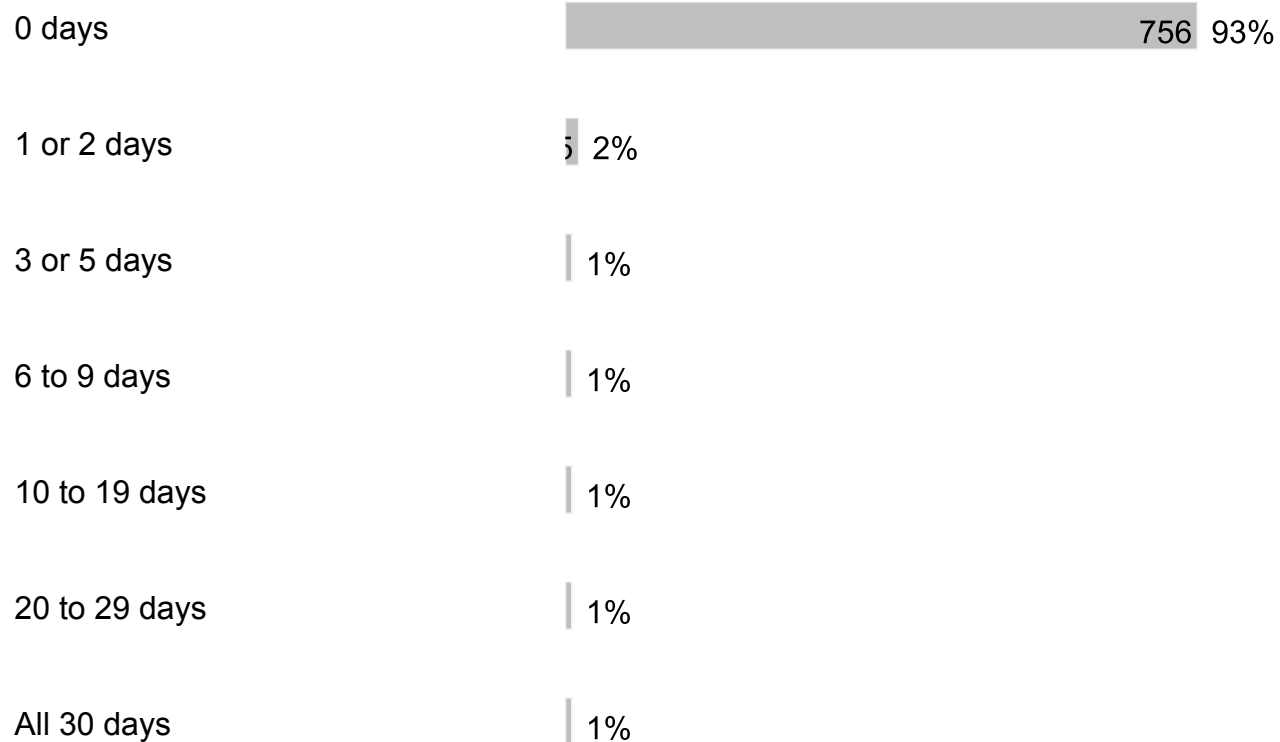
10 to 19 days | 1%

20 to 29 days | 1%

All 30 days | 1%

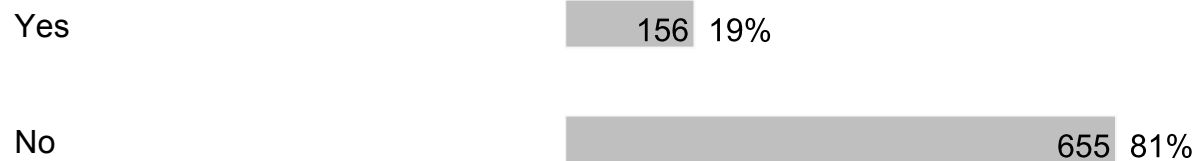
811 respondents

19. During the past 30 days, how many days did you use marijuana (also called pot or weed)? Do not count CBD-only or hemp products, which come from the same plant as marijuana, but do not cause a high when used alone.



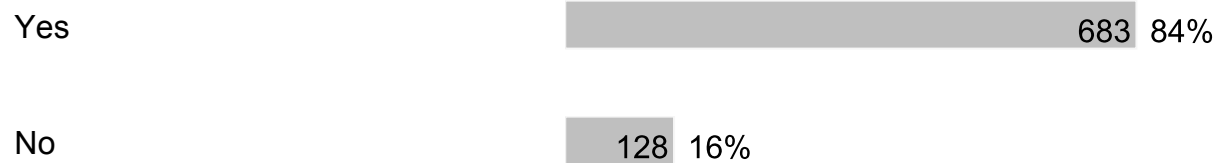
811 respondents

20. During the school year, I participated in alcohol, other drug or tobacco prevention activities or lessons.




811 respondents

21. I believe drinking alcohol is bad for your brain.



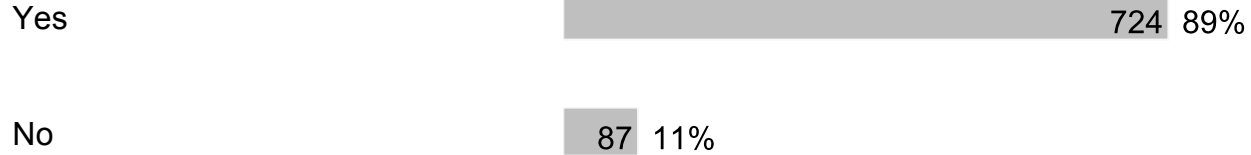
811 respondents

22. In your opinion, what percentage of Broward County students in grades 6 - 12 choose not to drink alcohol?



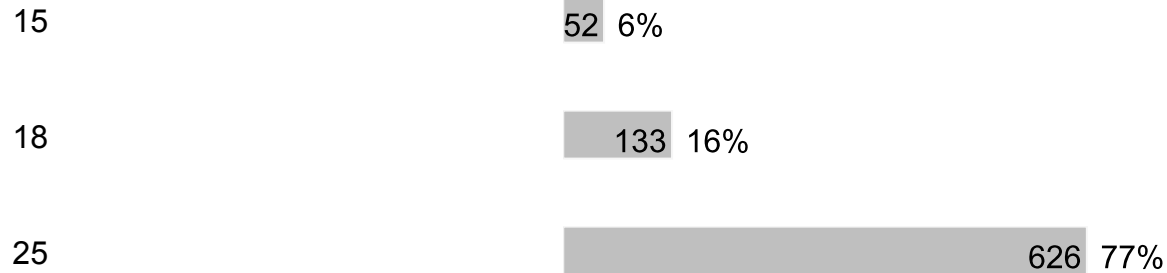
811 respondents

23. I believe using drugs are bad for your health.




811 respondents

24. At what age is a human brain fully developed?



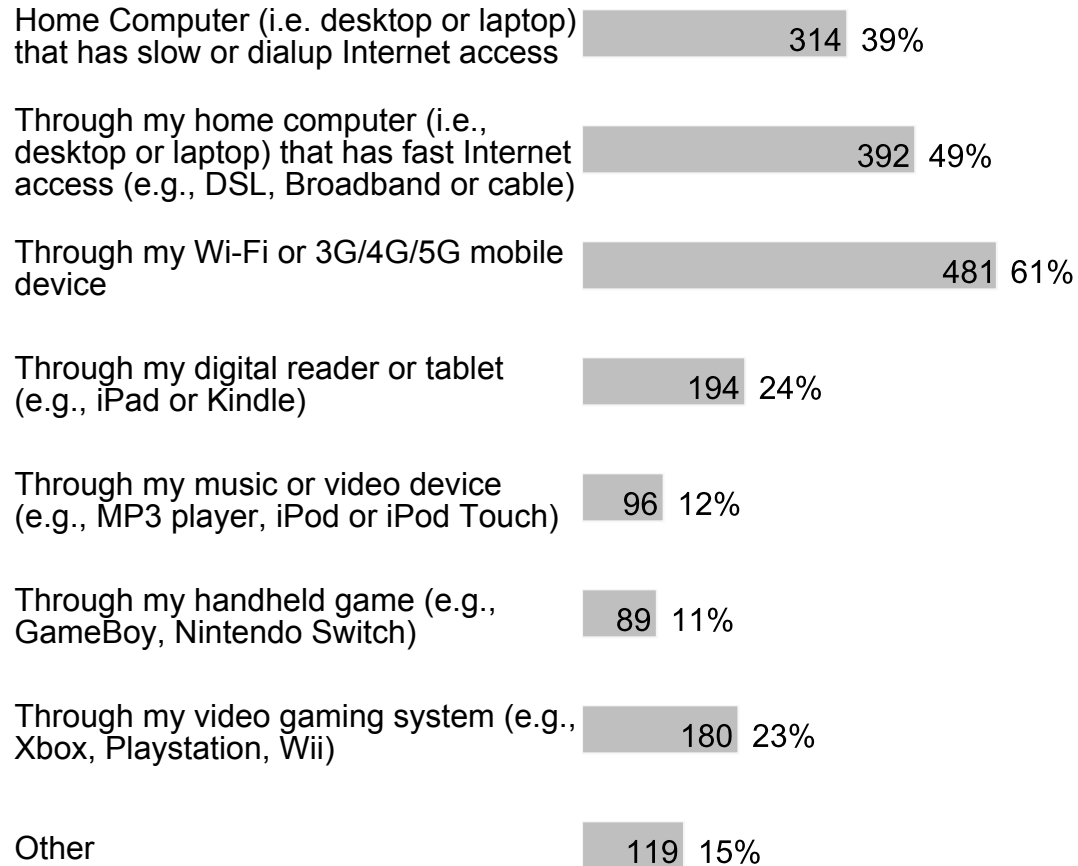
811 respondents

25. My school is clean and well-maintained.



D. Section 3

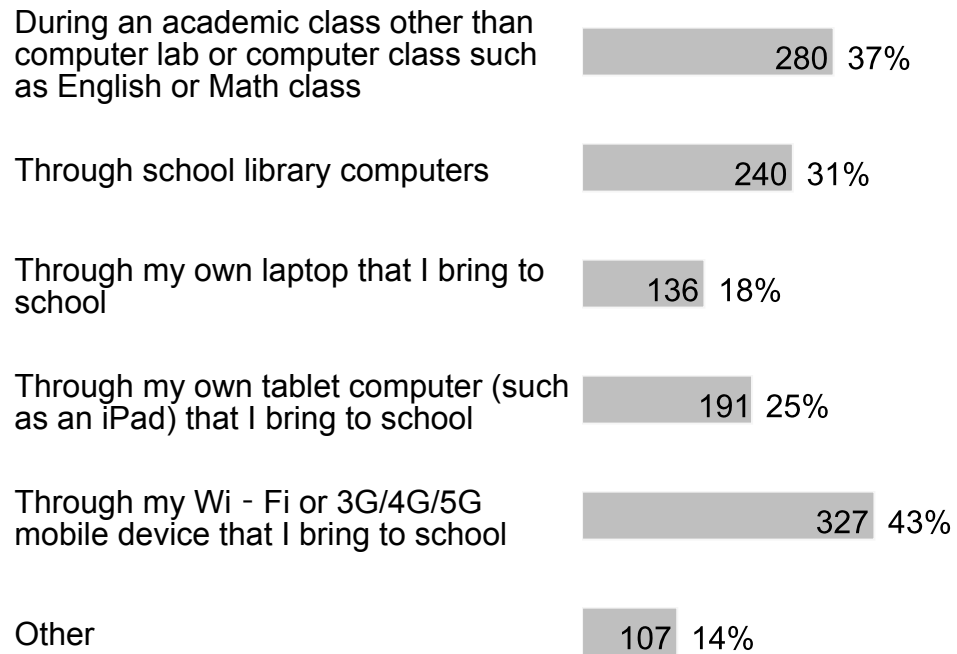
1. During a typical week, I have access to the internet at home in the following ways (check all that apply):



795 respondents

2. During a typical school day, I have access to the internet at school in the following ways (check all that apply):

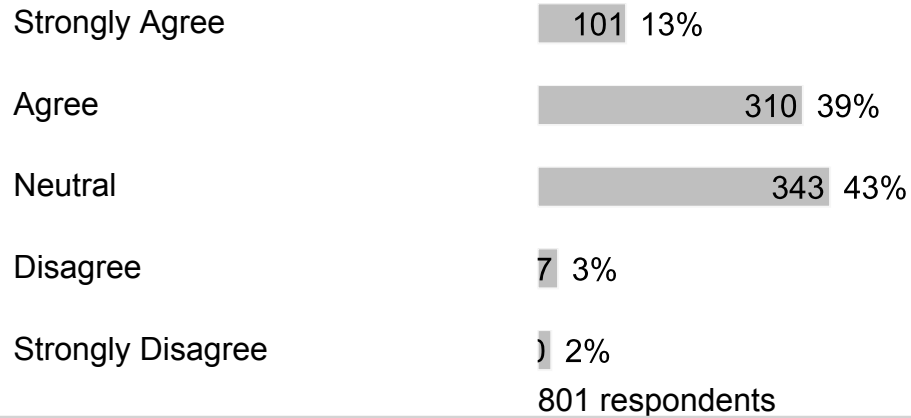




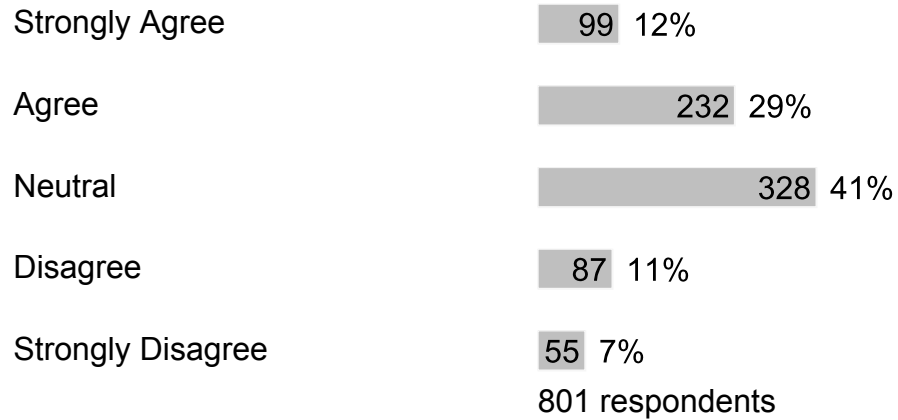
766 respondents

E. Section 4

1. My school provides sufficient material resources (books, supplies, technology, etc.) to meet my needs.



2. I would recommend my school to my friends.



F. Section 5

1. If I have a problem, I know who I can go to for help.

Strongly Agree	110	14%
Agree	301	37%
Neutral	303	38%
Disagree	56	7%
Strongly Disagree	4	4%

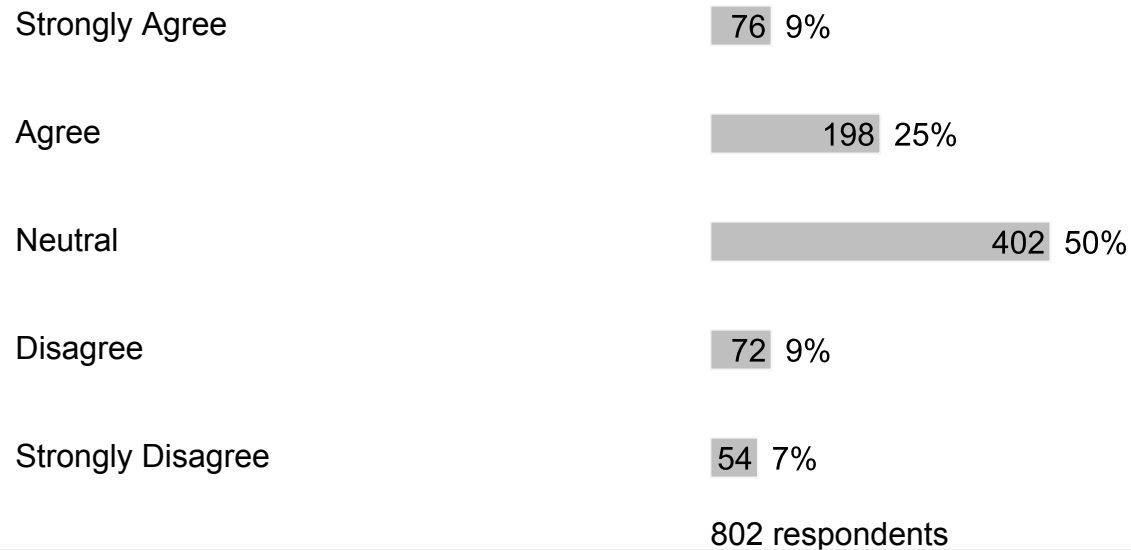
804 respondents

2. In my school, students treat adults with respect.

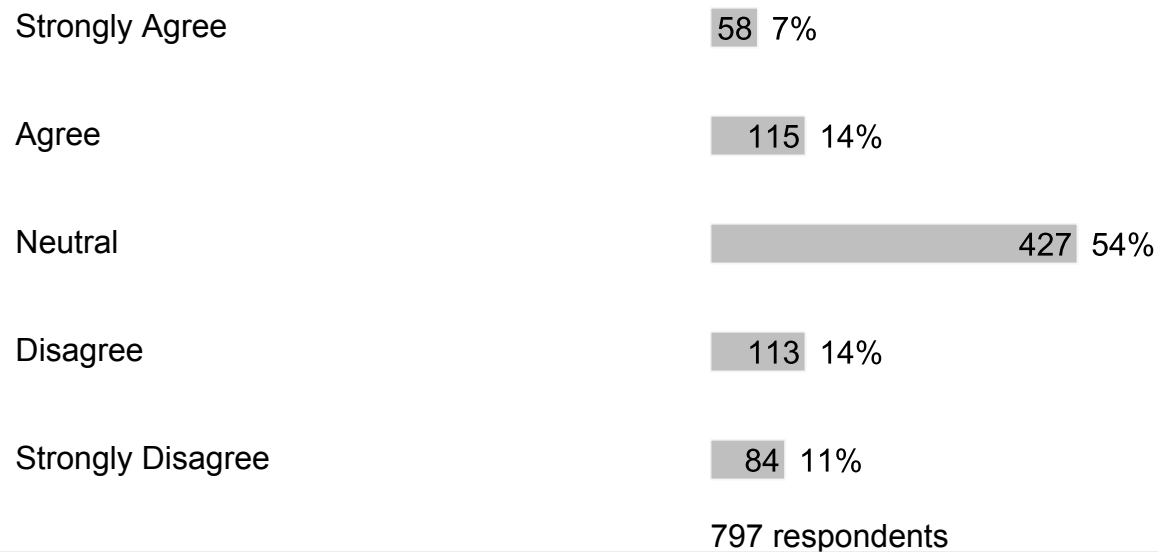
Strongly Agree	59	7%
Agree	120	15%
Neutral	418	52%
Disagree	119	15%
Strongly Disagree	86	11%

802 respondents

3. In my school, adults treat students with respect.



4. In my school, students treat each other with respect.



5. My school provides me the support that I need.




Agree	242	30%
Neutral	384	48%
Disagree	53	7%
Strongly Disagree	12	4%

796 respondents

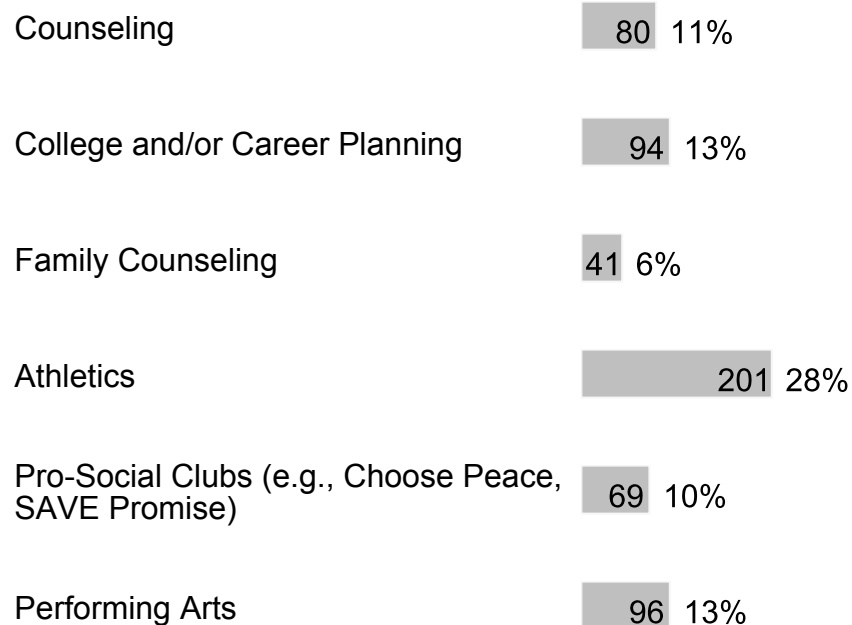
6. At my school, the following programs/services are available (check all that apply):

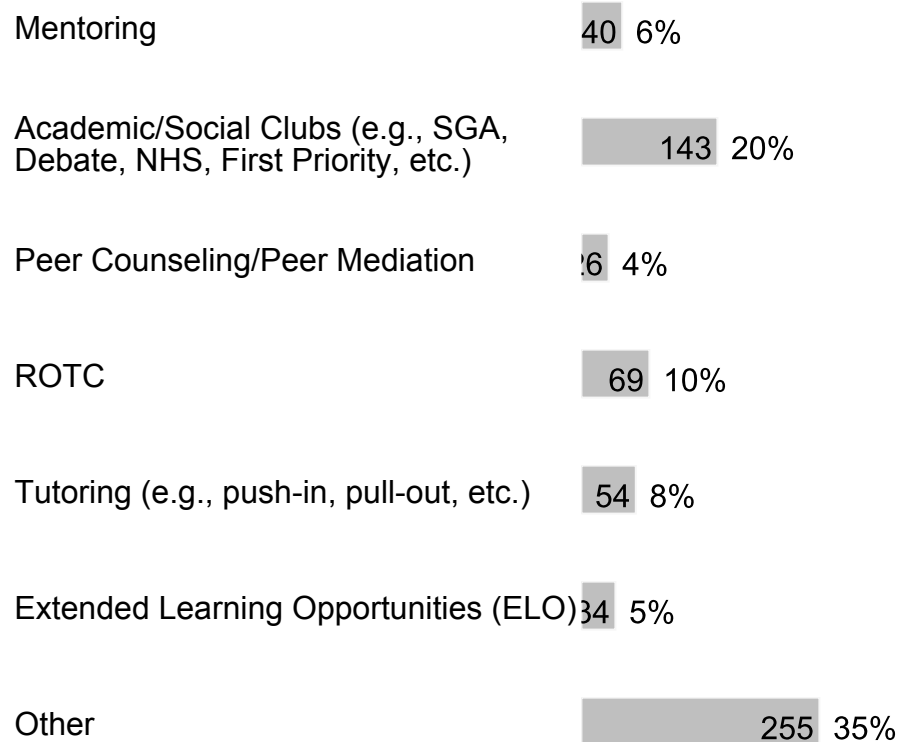
Counseling	471	59%
College and/or Career Planning	471	59%
Family Counseling	203	26%
Athletics	482	61%
Pro-Social Clubs (e.g., Choose Peace, SAVE Promise)	241	30%
Performing Arts	383	48%
Mentoring	214	27%
Academic/Social Clubs (e.g., SGA, Debate, NHS, First Priority, etc.)	386	48%



796 respondents

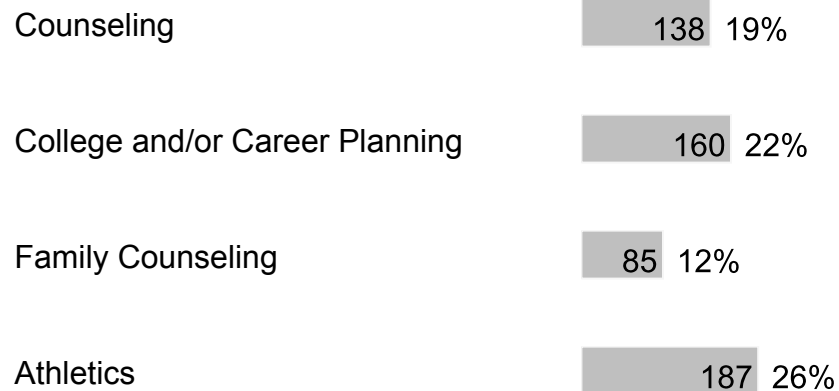
7. At my school, I participate in the following programs/services (check all that apply):





720 respondents

8. These are the programs/services at my school that I value most or would value if they were available at my school (check all that apply):



Pro-Social Clubs (e.g., Choose Peace, SAVE Promise)	77	11%
Performing Arts	129	18%
Mentoring	79	11%
Academic/Social Clubs (e.g., SGA, Debate, NHS, First Priority, etc.)	119	16%
Peer Counseling/Peer Mediation	65	9%
ROTC	89	12%
Tutoring (e.g., push-in, pull-out, etc.)	86	12%
Extended Learning Opportunities (ELO)	67	9%
Other	274	37%

731 respondents

9. I am friends with other students at this school.

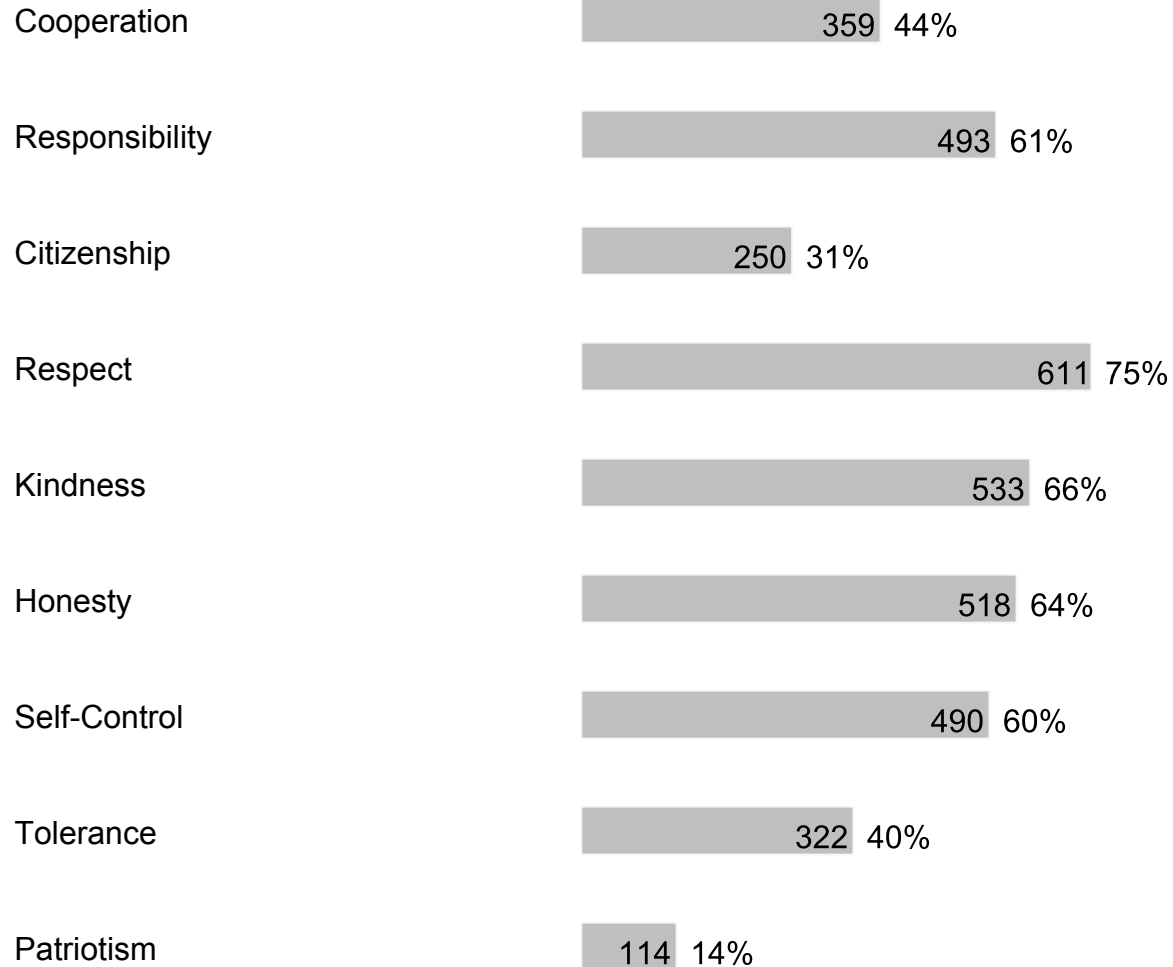
Strongly Agree	198	24%
Agree	331	41%
Neutral	246	30%

Disagree 1 3%

Strongly Disagree 5 2%

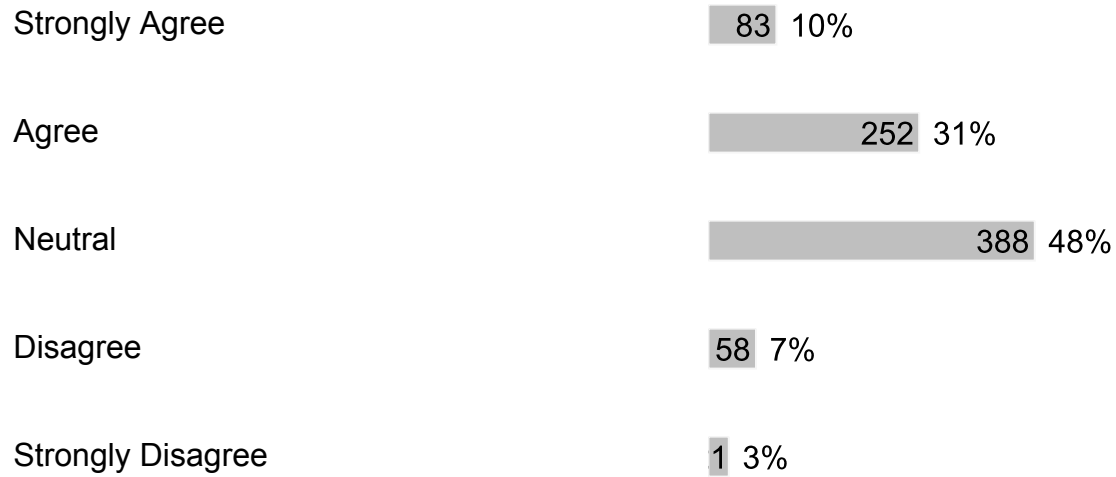
811 respondents

10. Which character traits do you value the most in yourself and others? (check all that apply)




811 respondents

11. I receive acknowledgement and/or praise for my strengths or accomplishments by adults at my school.



802 respondents

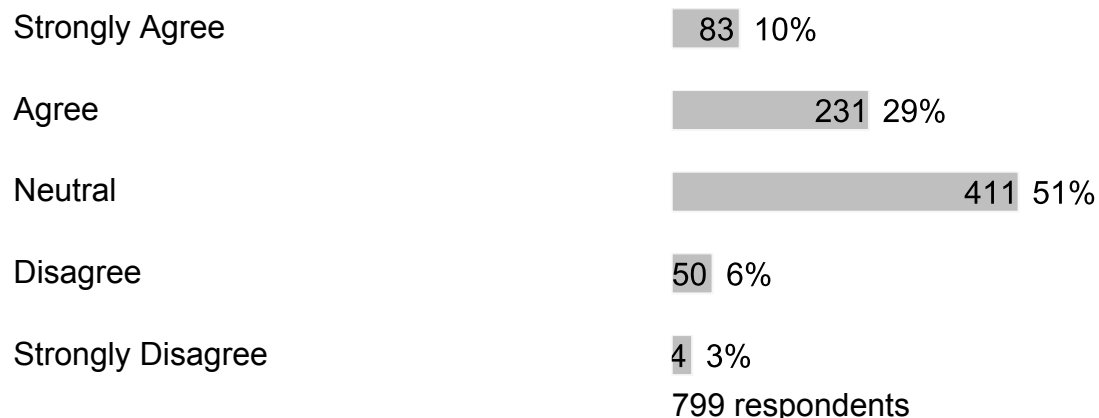
12. I enjoy eating food prepared by the cafeteria.



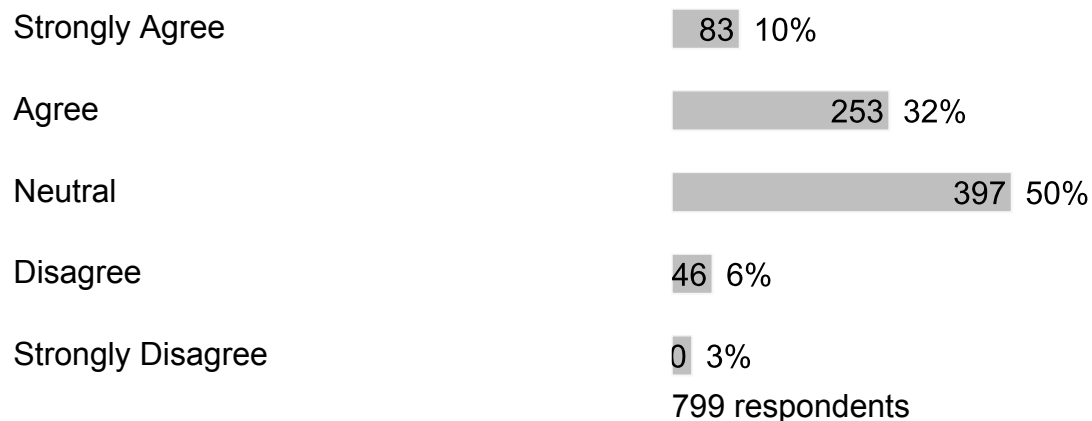
811 respondents

G. Section 6

1. In my school, a high-quality education is offered.



2. My school provides me with challenging curriculum, uses a variety of teaching methods and learning experiences to develop the skills I need to succeed.

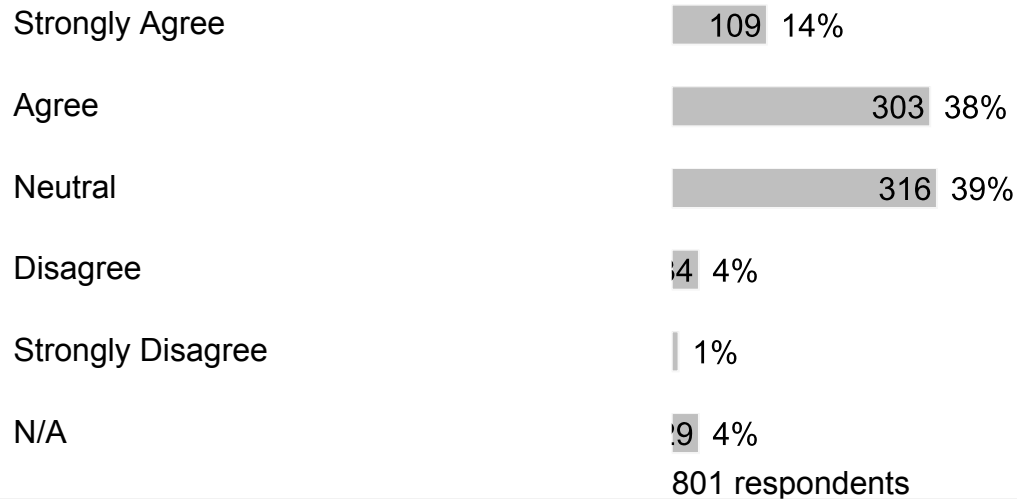


3. My school motivates me to set academic goals and learn new things.






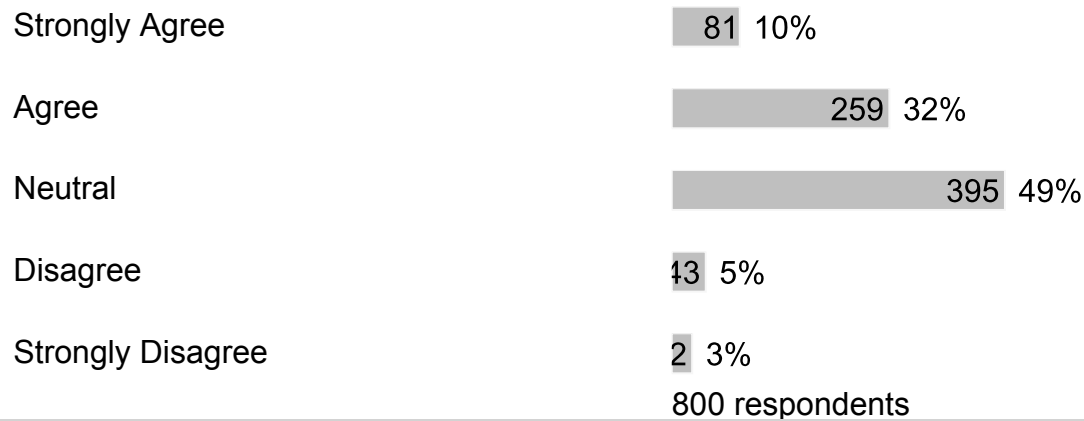
4. My teachers use tests, projects, presentations, and portfolios to assess my understanding of what was taught.



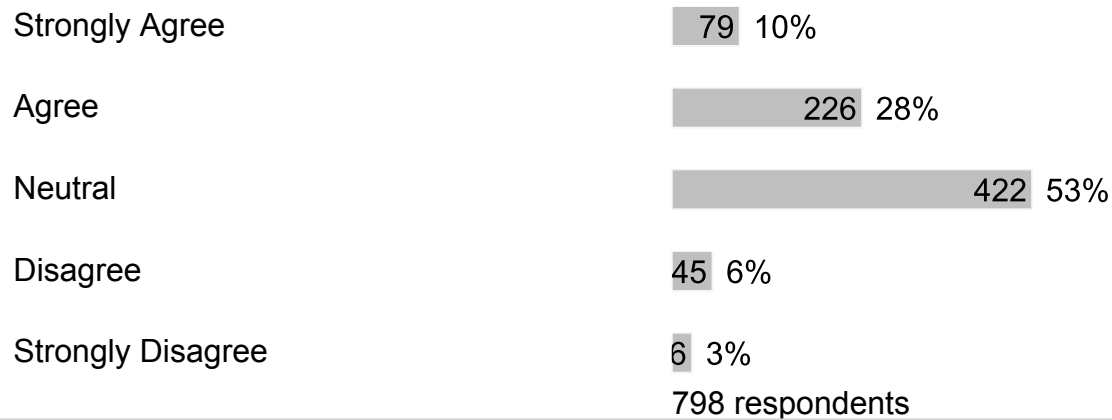
5. My school prepares me for success in the next school year.




6. Lessons and materials in our school prepare us to be effective users of media and technology.



7. In class, students spend considerable amounts of time actively engaged in learning (such as solving problems, discussing ideas, creating their own work, reading, writing, speaking and researching).




8. My teachers effectively engage students in the classroom and encourage creative thinking.




797 respondents

9. There are few distractions during class.



802 respondents

10. Students are encouraged to work in groups regularly.



799 respondents

11. Teachers are generally fair when it comes to grading student work.



Strongly Disagree 3 4%
800 respondents

12. I give class presentations or share my work with classmates.

Strongly Agree 63 8%
Agree 239 30%
Neutral 412 51%
Disagree 58 7%
Strongly Disagree 9 4%
801 respondents

13. I work on assignments that challenge me and/or take more than one class period to complete.

Strongly Agree 100 13%
Agree 259 32%
Neutral 405 51%
Disagree 4 3%
Strongly Disagree 1 1%
799 respondents

14. I complete meaningful homework to review what I learned in class and/or prepare for the next day's lesson.

Strongly Agree 82 10%
Agree 249 31%
Neutral 418 52%

Disagree 36 5%

Strongly Disagree 1 2%

799 respondents

15. I receive feedback about my work that helps me better understand what I'm learning.

Strongly Agree 79 10%

Agree 252 31%

Neutral 396 49%

Disagree 55 7%

Strongly Disagree 1 2%

801 respondents

16. I am provided opportunities to correct or improve my work.

Strongly Agree 91 11%

Agree 286 36%

Neutral 373 47%

Disagree 14 4%

Strongly Disagree 1 2%

799 respondents

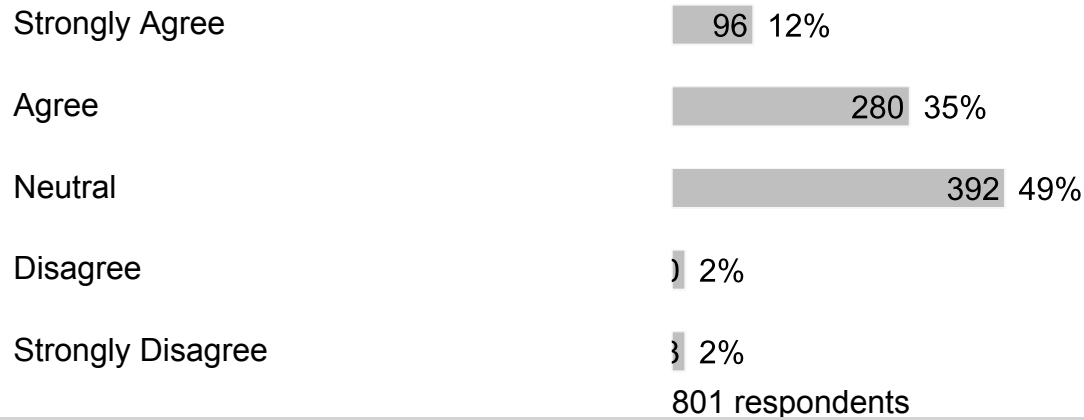
17. I am provided opportunities to participate in class discussions and activities.

Strongly Agree 90 11%

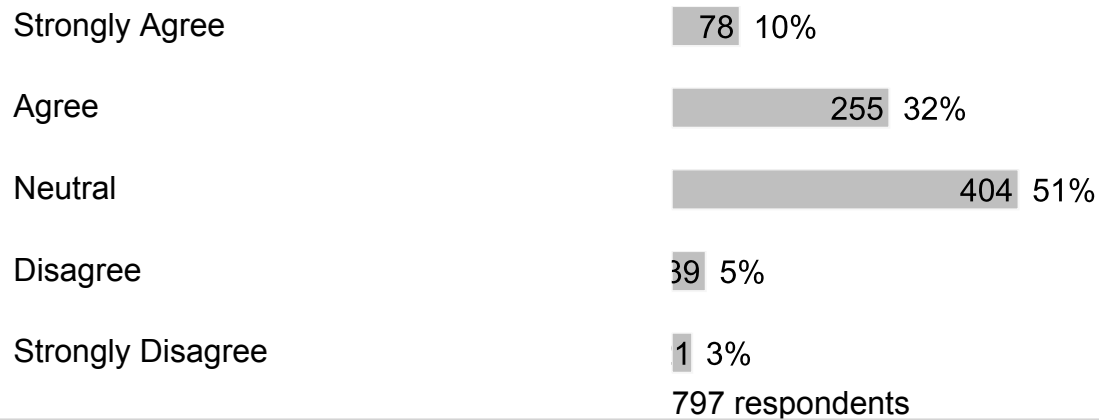
Agree 299 37%



18. My teachers explain their expectations so I can be successful.




19. My teachers provide me with information about how well I am doing in school.

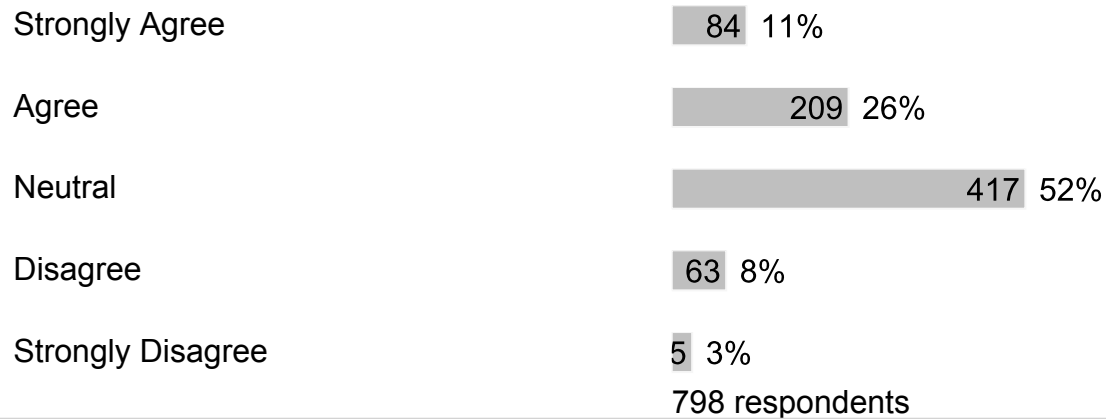


20. Teachers regularly post information online or send home a newsletter.

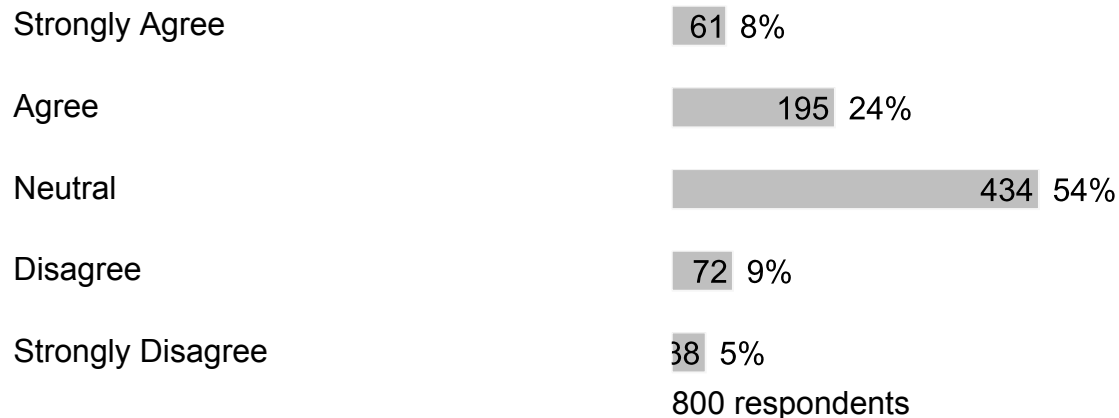




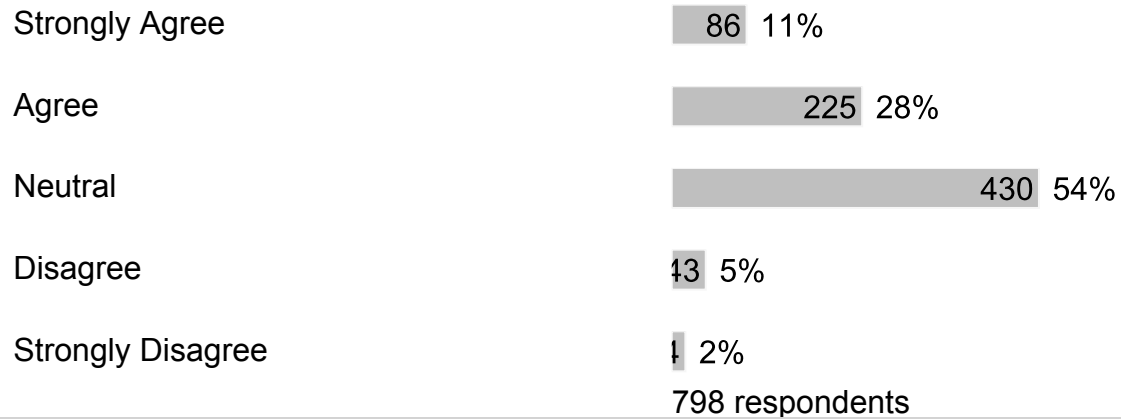
21. My teachers keep my family informed of my academic progress.



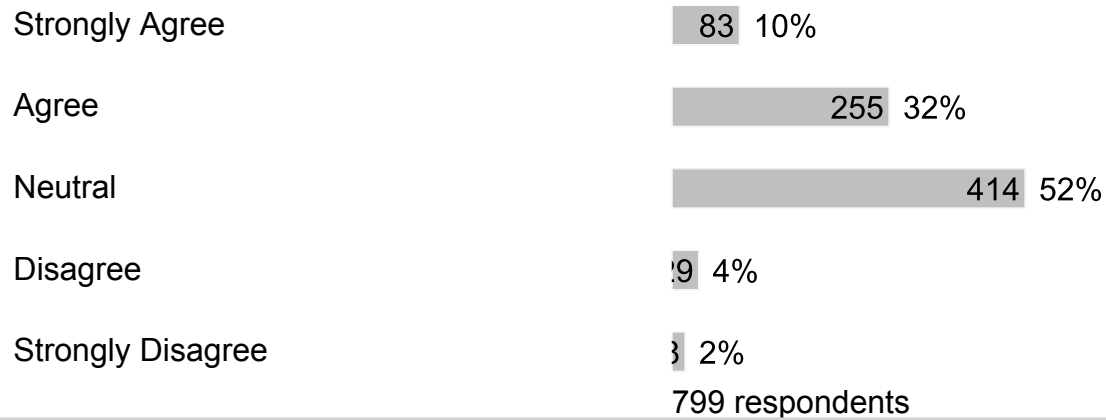
22. My school considers students' opinions when changing rules/policies and planning ways to improve the school.




23. My school shares information about school success with my community.



24. Our school uses different ways to communicate what is happening to parents and students.



25. My school focuses on Customer Service (greeting with a smile and responding to questions and concerns within one business day).



802 respondents

H. Section 7

1. What else would you like to tell us about your school?

Free form text answers are available in the exported CSV report