



Schoolwide Positive Behavior Plan (SPBP)
Broward County Public Schools

SY 2025 – 2026

School Name:	Mary M. Bethune Elementary
School Number:	0341

Please refer to the SPBP Canvas Resource page to access video tutorials, guidance, and resources for completing the 2025-2026 SPBP template. [i](#)

CRITICAL ELEMENT # 1: Active Team with Administrative Participation

1A. Integrated MTSS School-Leadership Team Members

Title	First and Last Name	Title	First and Last Name
1. Administrator	Alisia Coachman-Williams	7. Security Specialist/ Campus Monitor	Jasmaine Jackson
2. Point of Contact	Nancy Ayers	8. Social Worker	Ataysha Sutherland
3. BTU Representative	Valentina Fox	9. School Nurse	Sarah Estime
4. Parent/Community Representative	Kendra Husband	10. Attendance Manager	Jesenia Miranda
5. Student Representative		11. Life Skills & Wellness Liaison	Smyrna Ferguson
6. School Counselor	Faustina Solano-Millar	12. Resiliency Liaison	Faustina Solano-Millar

*Optional Team Member(s): Family Therapist, Grade Level/Content Area Representatives, Clerical, Custodial, Food/Nutrition

1B. Schedule of quarterly team meetings.

Meeting Objectives:

1. Progress monitor the action steps indicated in Critical Element #9.
2. Collect & analyze student outcome data using the 4 Step Problem Solving Process.

Quarter	PBIS Data Meeting Dates	PBIS Data Meeting Times		Faculty and Staff Data Communication/Presentation Dates
1 st	8/6/2025	8:15 A.M.		8/8/2025
2 nd	10/15/2025	8:15 A.M.		10/17/2025
3 rd	1/7/2026	8:15 A.M.		1/9/2026
4 th	3/25/2026	8:15 A.M.		3/27/2026

CRITICAL ELEMENT # 2: Faculty & Stakeholder Commitment

2. Team communication/presentation of new SPBP to staff and stakeholders

Action Steps:	Dates
Present the 2025-26 SPBP to staff (<i>prior to April 30, 2025</i>)	4/16/2025
Hold a <i>faculty</i> vote on the new SPBP (<i>prior to April 30, 2025</i>)	4/29/2025
Provide training to faculty and staff (<i>prior to September 30, 2025</i>)	9/24/2025

CRITICAL ELEMENT # 3: Data Collection and Analysis

3A. Core Effectiveness: Use current 2024-2025 school year behavior data as listed in Focus.

- (a) Review your referral data YTD in Focus – Discipline Reports – *Students with Referrals*.
- (b) Complete the yellow highlighted cells.
- (c) Auto-calculate the “% of Total Population” by clicking on each “!Zero Divide” in the cells and pressing “Fn + F9”.
- (d) Determine if the core is effective in all three areas.

TOTAL Population:	302	% of Total Population	Core Effectiveness	
# Referrals:	# of Students:			
I. 0 - 1 referrals		!Zero Divide	Are your 0 – 1 referral > 80%?	<input checked="" type="checkbox"/> Yes <input type="checkbox"/> No
II. 2 - 5 referrals (at risk students)	5	!Zero Divide	Are your 2 - 5 referrals <15%?	<input checked="" type="checkbox"/> Yes <input type="checkbox"/> No
III. > 5 referrals (high-risk students)	0	!Zero Divide	Are your >5 referrals <5%?	<input checked="" type="checkbox"/> Yes <input type="checkbox"/> No

3B. Core Effectiveness Action Steps:

If you answered “Yes” to I, II, and III above, then your core is effective. Based upon table 8A, is your core effective?	<input checked="" type="checkbox"/> Yes <input type="checkbox"/> No
Answer either (a) or (b):	
(a) If your core is effective, then identify action steps your school leadership team should continue to take for early identification of at risk or high-risk students.	
(b) If you answered “No” to at least one of the items above (I, II, or III) then indicate the supports and interventions and action steps your school leadership team will implement <i>at the beginning</i> of the next school year to improve core strength:	
Core Effectiveness Action Steps: (3-4 detailed steps)	
<ol style="list-style-type: none"> 1. Check their behavior history in FOCUS and/ or former school. 2. Parent Meeting with teachers and the students. 3. Put a plan in place for the students who display high-risk behavior, such as counseling and/ or ReThink ED lessons. Look for patterns in behavior, time of day, location etc. 4. Monitor the students bi-weekly 	

3C. Disproportionality is often measured with the relative risk statistic calculation (Relative Risk Ratio = RRR), a measure that indicates the probability of a certain event (e.g., referrals) for one subgroup when compared to all other subgroups.

Relative Risk Ratio calculations are coming soon with the Focus Data System migration.

Currently, we don't have a disproportionate number of students receiving referrals.

3D. Disproportionality Action Steps:

What activities/initiatives/programs will your school leadership team implement to prevent disproportionate discipline outcomes within subgroup populations (race, SWD, ELL)?
Disproportionality Action Steps: (3-4 detailed steps)
No action steps at this time. Our students appear to be proportionally disciplined.
<ol style="list-style-type: none"> 1. 2. 3. 4.

CRITICAL ELEMENT # 4: Schoolwide Expectations & Location-based Rules

4A. Top five behavior incidents: Use current 2024-2025 school year behavior data as listed in Focus.

- (a) Review your referral data YTD in Focus – Discipline – Category Breakdown – *Highest Discipline Code*.
- (b) Complete the chart by identifying the top five behavior incidents and the number of incidents for each type.
- (c) Complete the yellow highlighted cells.
- (d) Auto-calculate the total # of referrals by clicking on “0” and pressing “Fn + F9” together.

4B. School-wide 3 – 5 positive (not behaviors) the top school-misbehaviors in people on expected to expectations.

Top 5 Behavior Incidents Current Year 2024-2025		# Incidents
1. Unruly/Disruptive Behavior		11
2. Disobedience/Insubordination		4
3. Battery Low Level		4
4. Disruptive Unruly Play		2
5.		
TOTAL		21

expectations are characteristics that counteract wide section 3A. ALL campus are model these

4C. Top three locations: Use 2025 school data as listed in

- (a) Review YTD in Discipline *Location*.
- (b) Complete identifying the top three schoolwide locations, excluding classroom and the number of incidents for each location.

Schoolwide Expectations	
1. I will be respectful to myself, others and school property.	
2. I will be responsible for my actions.	
3. I will be cooperative.	
4. I will be tolerant of others.	
5. I will have Pride in my achievements and myself.	

school-wide current 2024-year behavior Focus. your referral data Focus – Category Breakdown – the chart by

Top 3 Locations, excluding Classroom:	
School Location(s)	# Incidents
1. School Grounds	4
2. Hallway	4
3. Athletic Field	3

4D. Expectations and Rules Chart for common areas of school campus:
 This chart is posted in all classrooms and used to teach students during behavior lessons

Schoolwide Expectations and Location-based Rules				Completed by each teacher:
Schoolwide EXPECTATIONS	Hallway Rules	Cafeteria Rules	Playground Rules	Classroom Rules
I will be respectful to myself, others and school property.	Walk quietly and in a orderly manner.	Click here to select cafeteria rules OR Enter and exit the cafeteria in an orderly manner.	Show respect for others.	Follow the directions the first time they are given.
I will be responsible for my actions.	Click here to select hallway rules OR Stay in designated line order.	Click here to select cafeteria rules OR Sit with your legs under the table.	Follow game and playground rules as explained by the teacher.	Raise your hand and wait to speak.
I will be cooperative.	Walk with hands by your side Click here to type hallway rules.	Click here to select cafeteria rules OR Keep your hands and feet to yourself.	Click here to select location rules OR Be courteous and a good sport.	Be kind to others.
I will be tolerant of others.	Walk on the right side of the hallway Click here to type hallway rules.	Click here to select cafeteria rules OR Remain seated at all times.	Click here to select location rules OR Keep the building and grounds free from litter.	Use inside voice.
I will have Pride in my achievements and myself.	Click here to select hallway rules OR Click here to type hallway rules.	Click here to select cafeteria rules OR Raise your hand if you need assistance.	Click here to select location rules OR Click here to type location rules.	Always walk.

CRITICAL ELEMENT #5: Teaching Behavior

5A. At least one lesson plan for **each** schoolwide expectation above is distributed to instructional staff during pre-planning week and are maintained in the SPBP Binder.

Dates when the schoolwide expectations lesson plans are taught by instructional staff and noted in lesson plans:			
	Date(s)	Time:	Location(s):
Start of School Year	8/11/2025	9:15 A.M.	Classroom
After Winter Break	1/6/2026	9:15 A.M.	Classroom
After Spring Break	3/23/2026	9:15 A.M.	Classroom

5B. At least one Rules Lesson Plan for **each** common location is distributed to instructional staff during pre-planning. This is aligned to the **Schoolwide Expectation/Location-based Rules** chart in section 4D. Location-based rules should be taught and reinforced in the context of the location in the beginning of the year, after long breaks, and throughout the year as necessary.

Dates when the rules lesson plans for common locations are taught by instructional staff and noted in lesson plans:			
Common Location	Hallway Rules	Cafeteria Rules	Select location
Lesson Plan Dates			
Start of School Year	8/11/2025	8/12/2025	Click here to enter a date.
After Winter Break	1/6/2026	1/6/2026	Click here to enter a date.
After Spring Break	3/23/2026	3/23/2026	Click here to enter a date.

5C. Prevention programs and other schoolwide student support initiatives can be used to proactively teach positive behavior and prosocial skills. Use this chart to plan for how you will use District supported programs and initiatives to promote positive behavior on campus.


Program/Initiative	Plan Details			
	When will it be taught?	Who will teach it?	How will it be implemented? <i>2-3 sentences</i>	How will it be monitored for effectiveness?
Select a program CHAMPS	It will be taught quarterly.	The classroom teacher.	The teacher will review the classroom rules quarterly and when they get new students. The teacher will have students model the correct behavior using the I do, we do, you do model.	The student referrals should decrease in all areas of the school. Students will model the desired behavior.
Select a program Click to enter "other"				

CRITICAL ELEMENT # 6: Recognition Programs

6A. The schoolwide recognition system focuses on reinforcing schoolwide expectations OR a specific location where referrals often occur. The recognition should be used to encourage, acknowledge, and reinforce students to exhibit positive behaviors.

Identified Schoolwide Expectation OR Specific Location: Click here to enter Expectation OR Location

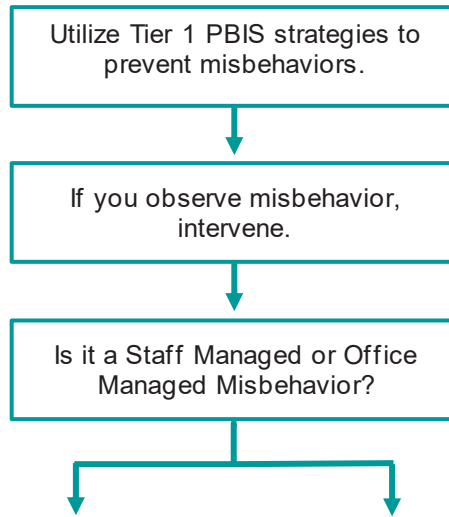
4 Step Problem Solving Process	Plan Details
<p>1. Problem Identification: Review your behavior data to identify one school-wide problem. What problem did you identify? <i>(use numerical data)</i></p>	<p>Data used:</p> <p>Problem Identification Statement: <i>What problem did you identify?</i> The number of classroom referrals are higher than any other location.</p>
<p>2. Problem Analysis: Why do you think this problem is occurring? What is your goal? <i>(create a SMART goal statement with numerical data)</i></p>	<p>Hypothesis: <i>Why do you think this problem is occurring? Teachers are not implementing classroom management with fidelity. Teachers must review their expectations more frequently.</i></p> <p>SMART Goal Statement: By April of 2026 the number of classroom referrals will decrease by 10% as measured in FOCUS.</p>
<p>3. Intervention Design: Describe how you will implement a positive reward program/system to decrease this problem.</p>	<p>Type of Program/System: Select an item</p> <p>Description of Program/System: (<i>≥ 4 sentences</i>) How will you implement a positive reward program/system to decrease this problem? Our students participate in a schoolwide behavior program. Children go to the cafeteria bi-monthly to spend their Bethune bucks on little trinkets, stuffed animals, balls, and games.</p>
<p>4. Evaluation: A. Implementation fidelity</p>	<p>How will you monitor the fidelity (consistency and effectiveness) of the staff's implementation of the reward program/system? (<i>2-3 sentences</i>) Student behavior referrals will decrease, as evidenced by the number of referrals received in each quarter. Quarterly, the committee will monitor and compare the discipline data from the previous school year.</p>
<p>B. Student outcome monitoring <i>(use numerical data)</i></p>	<p>How will you know if the reward program/system is positively impacting students? What measurable data will you use to determine "success"? (<i>2-3 sentences</i>) The number of classroom referrals will decrease quarterly by 50%, as evidenced by the data in FOCUS.</p>

6B. Character Education is an educational and award program utilized to teach and recognize students who display positive character traits each month. Please refer to the BCPS website for lesson plans, videos and additional resources to support this recognition program at your school. 

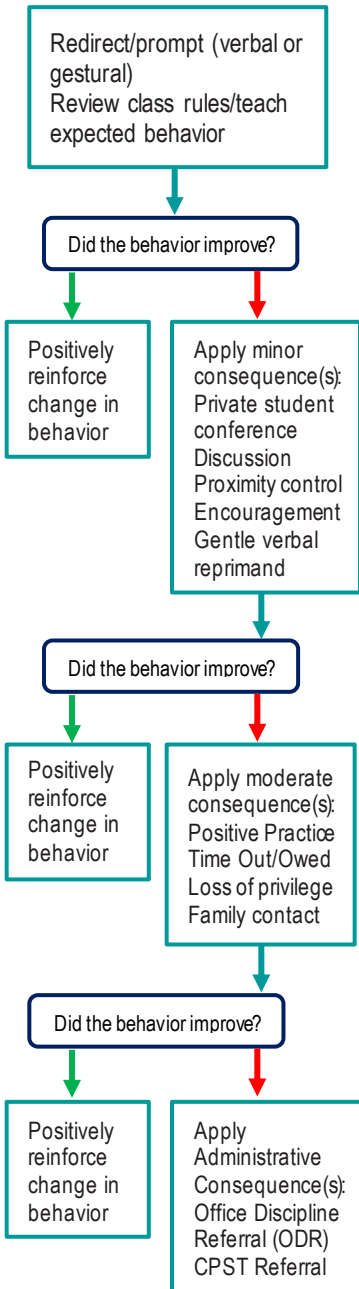
Monthly Character Traits	Plan Details How will you recognize <i>Kids of Character</i> each month? (<i>2-3 sentences</i>)
<ol style="list-style-type: none"> 1. September: Cooperation 2. October: Responsibility 3. November: Citizenship 4. December: Kindness 5. January: Respect 6. February: Honesty 7. March: Self-Control 8. April: Tolerance 	<p>The students are recognized at quarterly assemblies in K-2 and during Honor Roll Assembly for grades 3-5.</p>

CRITICAL ELEMENT #7: Effective Discipline Procedures

You can choose to use the flow chart below or create your own. This flow chart is posted in all classrooms and used to teach students during behavior lessons.



- Tier 1 Strategies include, but are not limited to:
- Effective classroom structure
 - Precorrection
 - Preferential seating/seat change
 - Remove distractions
 - Personal schedule/organization
 - Reteach expectations and rules
 - Redirection
 - Prompts, cues, and reminders
 - Think time/cool down area
 - Consistent reward system
 - Modify academic assignments
 - Provide choices



Staff Managed Misbehaviors	Office Managed Misbehaviors
Note: The behaviors provided are examples, not an exhausted list of misbehaviors.	
Inappropriate language <ul style="list-style-type: none"> name calling use of profanity 	Inappropriate language <ul style="list-style-type: none"> racial slurs or taunting profanity directed at a staff member
Disrespect <ul style="list-style-type: none"> talking back physical gestures 	Harassment <ul style="list-style-type: none"> bullying threat or intimidation
Defiance <ul style="list-style-type: none"> work refusal head down on desk/sleeping not following directions 	Defiance <ul style="list-style-type: none"> leaving classroom, assigned area, or school grounds without permission forgery/plagiarism
Disruptive <ul style="list-style-type: none"> tattling/false information talking out of turn calling out distracting others 	Disruptive <ul style="list-style-type: none"> inciting others to disrupt teacher chronic classroom disruption: more than 3 times within 30 minutes
Physical Contact <ul style="list-style-type: none"> touching others, pushing/shoving (no injuries) mutual horseplay 	Physical Contact <ul style="list-style-type: none"> touching others (hitting, kicking, biting) with intent to do harm petty theft
Violation of classroom or location-specific rules	Violation of the Code of Student Conduct

Staff:
Submit an office discipline referral (ODR) using report style writing (non-judgmental, observable, and measurable language)

Administrator:
Review, investigate and apply consequence according to policy
Contact family to communicate incident and consequence
Follow up with teacher/feedback/support




Crisis Events:
In need of immediate assistance
Potentially unsafe environment
Suspicion of criminal behavior
Contact front office/administration immediately
Follow safety team protocol

CRITICAL ELEMENT # 8: Classroom Management Systems

8A. Evidence-based Tier 1 classroom management system:

Which evidence-based system(s) are you using?	Provide 3-4 measurable and observable action steps the team will take to help educators improve their classroom management system. <i>(3-4 detailed steps)</i>
<input checked="" type="checkbox"/> CHAMPS <input type="checkbox"/> Positive Behavior Interventions and Supports and the Classroom https://fl-pda.org/#/category/26 <input type="checkbox"/> Other: Click here to enter name of system.	<ol style="list-style-type: none"> 1. By August of 2025, teachers will establish relationships with each scholar. 2. By August of 2025, teachers will set high expectations for each scholar. 3. By September of 2025, teachers will teach and model all the levels of CHAMPS: Conversation, Activity, Help, Participation, Movement, and Signal. 4. At the beginning of each quarter, teachers will review the expectations and model all the levels of CHAMPS to ensure fidelity of implementation.

8B. The administration reviews and analyzes the fidelity of staff implementation of Tier 1 classroom management systems **across teachers** using:

<input checked="" type="checkbox"/> CHAMPs 7 Up Checklist 
<input type="checkbox"/> Classroom Snapshot (Classroom Management Assessment) 
<input type="checkbox"/> PBIS Classroom Assistance Tool (CAT) 
<input type="checkbox"/> Other (<i>specify</i>):

8C. Percentage of classroom referrals: **Use current 2024-2025 school year behavior data** as listed in Focus.

(a) Review your classroom data YTD in Focus – Discipline – Category Breakdown – *Location*.

(b) Complete the yellow highlighted cells.

(c) Auto-calculate the % of referrals in the classroom by clicking on “!Zero Divide” in the next cell and pressing “Fn + F9” together.

Total number of discipline referrals from classrooms :	14
Total number of other school-wide discipline referrals (not including classrooms):	17
% of referrals in the classroom:	!Zero Divide
Do more than 40% of your referrals come from the classroom?	<input checked="" type="checkbox"/> Yes <input type="checkbox"/> No

If >40% of discipline referrals come from the classroom, it suggests Tier 1 classroom management implementation may need to be strengthened school wide.

RED Font = Action Steps for all schools in Broward County

GREY Font = Best Practices for all schools in Broward County

TEAL Font = Resources available at <https://browardschools.instructure.com/enroll/PWF673>

Implementation Action Plan	
Month	Action Steps
	<input checked="" type="checkbox"/> check off Action Step when completed
Current	<input type="checkbox"/> Create an SPBP binder or portfolio to retain (for 2 years) hard copies of: your SPBPs, Action Plans, staff PBIS professional development attendance, stakeholder training attendance, quarterly meeting agendas, quarterly staff behavior presentations, voting attendance and outcome, Expectations lesson plans and Rules lesson plans
Pre-Planning	<input type="checkbox"/> Print up your SPBP and Feedback form BCPS Central <input type="checkbox"/> Provide SPBP presentation to all staff during Pre-Planning <input type="checkbox"/> Disseminate the current SPBP (hard copy or electronically) to all staff and stakeholders <input type="checkbox"/> Market and post School-wide Expectations and Location-specific Rules <input type="checkbox"/> Identify your district PBIS Specialist (Contact amber.jennings@browardschools.com for more information if you are unsure) <input type="checkbox"/> Ensure schedule of quarterly meeting dates for entire year as indicated in the SPBP (indicated in yellow)
August 1 st Quarter Team Meeting	<input type="checkbox"/> Determine any needed team training, such as: 4 Step Problem Solving Process series, PBIS 10 Critical Elements, Data Collection, etc. <input type="checkbox"/> Review previous year's SPBP and feedback form; make necessary modifications <input type="checkbox"/> Review previous year's data (Use Tier 1 Agenda and Quarter Big 5 Data template on PBIS Canvas page) <input type="checkbox"/> Verify and implement teaching schedule for Expectations and Rules behavior lesson plans <input type="checkbox"/> Implement the Reward System for all students as indicated in the SPBP <input type="checkbox"/> Ensure the Discipline Flow Chart is distributed to all staff and is being used as written <input type="checkbox"/> Present implementation data, behavior data, team activities and SPBP progress to entire staff <input type="checkbox"/> Ensure all teachers are using an evidence-based classroom management plan, such as CHAMPS <input type="checkbox"/> Confirm next quarterly PBIS team meeting date and time
September	<input type="checkbox"/> Provide SPBP stakeholder presentation by September 30 th <input type="checkbox"/> Ensure instructional staff know how to document Tier 1 Supplemental Strategies for behavior <input type="checkbox"/> Check for staff and teacher understanding of PBIS - provide "PBIS 101" training as a resource Brainshark available at: http://www.brainshark.com/browardschools/PBIS101
October 2 nd Quarter Team Meeting	<input type="checkbox"/> Review previous quarter's data. (Use Tier 1 Agenda and Quarter Big 5 Data template on PBIS Canvas page) <input type="checkbox"/> Present implementation data, behavior data, team activities, and SPBP progress to entire staff <input type="checkbox"/> Ensure Core Effectiveness Action Steps are being implemented as written <input type="checkbox"/> Complete Quarterly Big 5 Data Template and submit to your PBIS Administrator <input type="checkbox"/> Confirm next quarterly PBIS team meeting date and time
November	<input type="checkbox"/> Review/revise lesson plans as indicated by previous quarter behavior data <input type="checkbox"/> Ensure that the Student Outcome Monitoring Action Steps are being implemented as written
January 3 rd Quarter Team Meeting	<input type="checkbox"/> Staff to re-teach Expectations and Rules after winter break <input type="checkbox"/> Review previous quarter's data. (Use Tier 1 Agenda and Quarter Big 5 Data template on PBIS Canvas page) <input type="checkbox"/> Present implementation data, behavior data, team activities, and SPBP progress to entire staff <input type="checkbox"/> Complete Quarterly Big 5 Data Template and submit to your PBIS Administrator <input type="checkbox"/> Confirm next quarterly PBIS team meeting date and time
February	<input type="checkbox"/> Check on recently hired staff for PBIS understanding - provide "PBIS 101" Brainshark resource <input type="checkbox"/> Utilize the Stakeholder SPBP Forms Survey to solicit input for planning next year's SPBP (optional)
March 4 th Quarter Team Meeting	<input type="checkbox"/> Ensure progress towards completion and submission of next year's SPBP <input type="checkbox"/> Staff to re-teach Expectations and Rules after spring break <input type="checkbox"/> Review previous quarter's data. (Use Tier 1 Agenda and Quarter Big 5 Data template on PBIS Canvas page) <input type="checkbox"/> Present implementation data, behavior data, team activities, and SPBP progress to entire staff <input type="checkbox"/> Complete Quarterly Big 5 Data Template and submit to your PBIS Administrator
April	<input type="checkbox"/> Provide staff presentation and faculty vote on new SPBP for next year <input type="checkbox"/> Submit your SPBP in BCPS Central by April 30 th . Use this new SPBP in the next school year <input type="checkbox"/> Continue implementing your current SPBP through the end of the current school year

10A. Staff Implementation of the Schoolwide Positive Behavior Plan: review goals, evaluate implementation, and create 2 action steps to review in quarterly PBIS meetings.

“Are staff implementing the SPBP with fidelity? If not, how will you address this area?”

STAFF Implementation Monitoring		
Staff Implementation Goal	Quarterly Team Review: Implemented with fidelity?	If you answered No , enter 2 action steps your school will take to move towards this goal by the next PBIS meeting.
100% of hallways, front office, cafeteria, and other public areas all have school-wide expectations and location-specific rules posted.	<input type="checkbox"/> Yes <input type="checkbox"/> No	By Click here to enter a date, 1. September 2025 2.
100% of instructional staff has delivered expectations and rules lesson plans as written and when indicated.	<input type="checkbox"/> Yes <input type="checkbox"/> No	By Click here to enter a date, 1. September 2025 2.
100% of staff members are oriented to the Discipline Flow Chart. It is used consistently by 100% instructional staff, behavioral support, and administrators.	<input type="checkbox"/> Yes <input type="checkbox"/> No	By Click here to enter a date, 1. September 2025 2.
A recognition system is implemented by 100% staff for <i>all</i> students.	<input type="checkbox"/> Yes <input type="checkbox"/> No	By Click here to enter a date, 1. September 2025 2.


10B. The SPBP is successful in positively impacting **students**: review behavior data and create a SMART goal. Evaluate implementation and create action steps to review in quarterly PBIS meeting.

“If staff are implementing the SPBP consistently and effectively, is it positively impacting students? How will you know?”

SMART Criteria:

S	Specific	Concrete, detailed, focused, and well defined. Results-focused and action-orientated.
M	Measurable	The measurement sources (data) are defined numerically in order to track progress towards the objective.
A	Attainable	Objectives are achievable in the near future to maintain motivation.
R	Realistic	Staff have the resources to achieve the objective- time, personnel, materials, etc.
T	Time-bound	Agreed-on time frames create the necessary urgency and prompt action.

STUDENT Outcome Monitoring		
Student Outcome Data	Complete the SMART goal to determine “successful” student outcomes <i>(use numerical data)</i>	List 2 action steps your team will take to ensure this goal is monitored and meets or exceeds the SMART goal.
Select an item <i>Choose one ODR area of focus</i>	By June 3, 2026, click here to enter Classroom Referrals will click here to enter # <i>decrease</i> by 10% measured by Office Discipline Referrals (ODRs) in Focus.	1. Students will be reminded of classroom behavior monthly before visiting the Bethune Bucks Store. 2. Students will complete the lessons in Navigate 360 as assigned.

SPBP Submission
<ol style="list-style-type: none"> 1. Upload completed SPBP (as PDF) into BCPS Central in the School Improvement Plan.  2. Complete PBIS Point of Contact form. 