

BCPS STUDENT (Grades 6-12) CUSTOMER SURVEY 2025

run on 09/15/2025



surveys



BCPS STUDENT (Grades 6-12) CUSTOMER SURVEY 2025

run on 09/15/2025

Custom Survey

1 survey(s) 582 response(s)

Report Filters

School:
N/A

Race:
N/A

Grade:
N/A

Gender:
N/A

Ethnicity:
N/A

Tag:
N/A

BCPS STUDENT (Grades 6-12) CUSTOMER SURVEY 2025

Demographics

Number of Responses | Percentages of Total Responses

1. Gender

Male	256	44%
Female	303	52%
Prefer not to answer	0	3%

579 respondents

2. Race

American Indian or Alaska Native	1	1%
Asian	1	1%
Black or African American	339	61%
Native Hawaiian or Other Pacific Islander	2	2%
White	73	13%

Multiracial 34 6%

Other 91 16%

557 respondents

3. Ethnicity

Hispanic 182 37%

Non-Hispanic or Latino 220 45%

Prefer not to answer 90 18%

492 respondents

4. Grade

Grade 8 0%

Grade 9 124 21%

Grade 10 163 28%


Grade 11 228 39%

Grade 12 65 11%

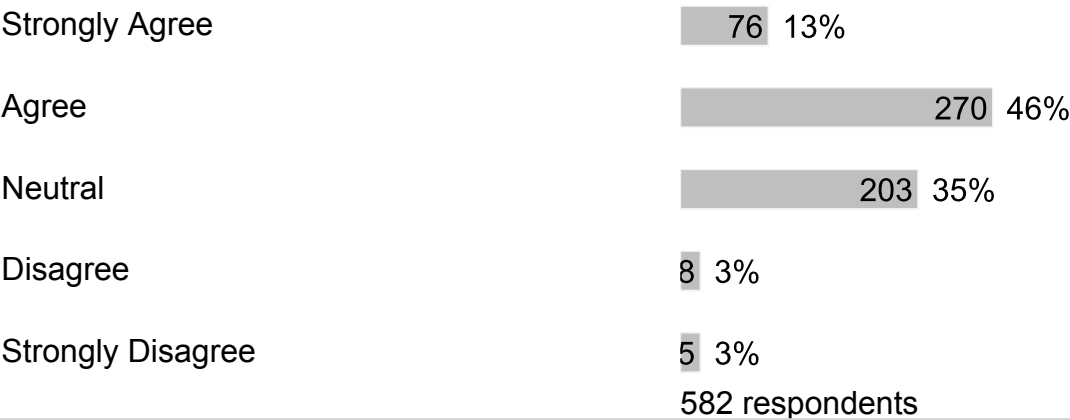
582 respondents

C. Section 2


1. I feel safe at my school.



2. I feel safe getting to and from my school.



3. *Note: Remember, this survey is anonymous, please report any bullying concerns to a trusted adult at your school. The next 10 questions ask about bullying. Bullying is when 1 or more students tease, threaten, spread rumors about, hit, shove, or hurt another student over and over again. It is not bullying when 2 students of about the same strength or power argue, fight or tease each other in a friendly way. During the past 12 months, have you ever been bullied on school property?



No

508 87%

582 respondents

4. The primary location on school property where I was bullied during the last 12 months was:

On the school bus

1%

In the classroom

21 4%

In the cafeteria

6 3%

In the hallway

1 2%

In the restroom

1%

Other school area

1%

Does not apply to me

513 89%

579 respondents

5. During the past 12 months, have you ever been electronically bullied? (Count being bullied through texting, Instagram, TikTok, Snapchat or other social media.)

Yes

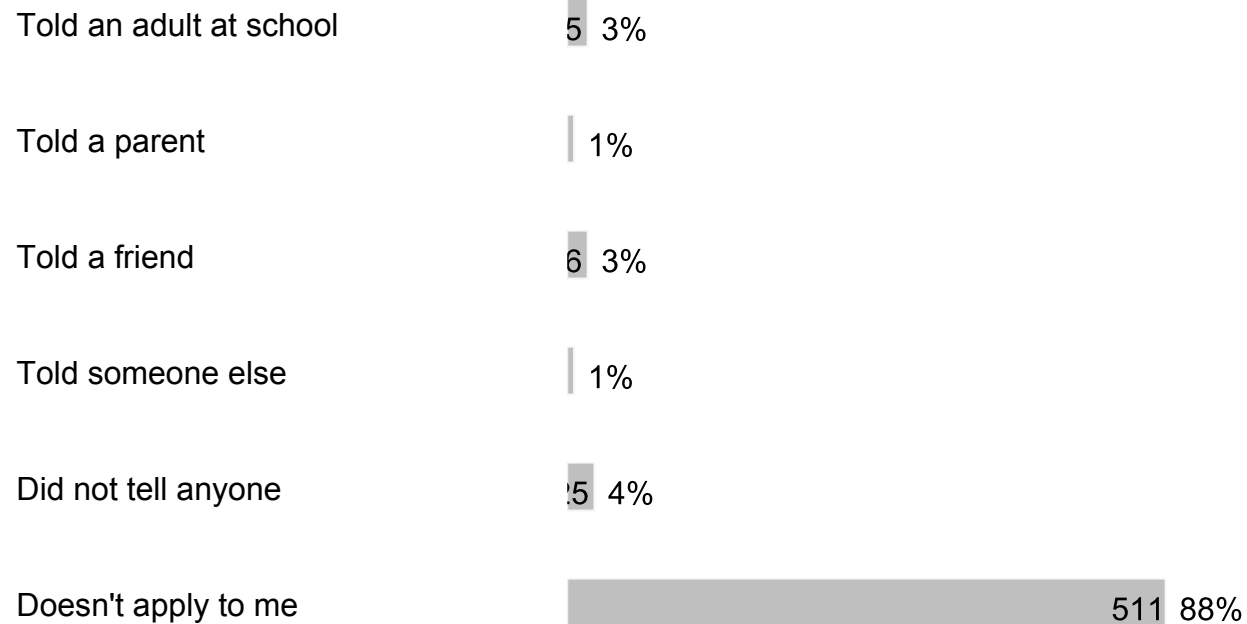
39 7%

No

543 93%


582 respondents

6. After I was bullied, I:



582 respondents

7. After I told an adult at school about being bullied, the bullying:



582 respondents

8. A teacher or another adult at school taught our class about what bullying is this school year.

Yes 286 49%

No 296 51%

582 respondents

9. I think bullying is wrong.

Strongly Agree 311 53%

Agree 165 28%

Neutral 89 15%

Disagree 1 1%

Strongly Disagree 0 2%

582 respondents

10. I know different ways to intervene or help if bullying were occurring or going to occur.

Strongly Agree 129 22%

Agree 228 39%

Neutral 199 34%

Disagree 8 3%

Strongly Disagree 1 1%

582 respondents

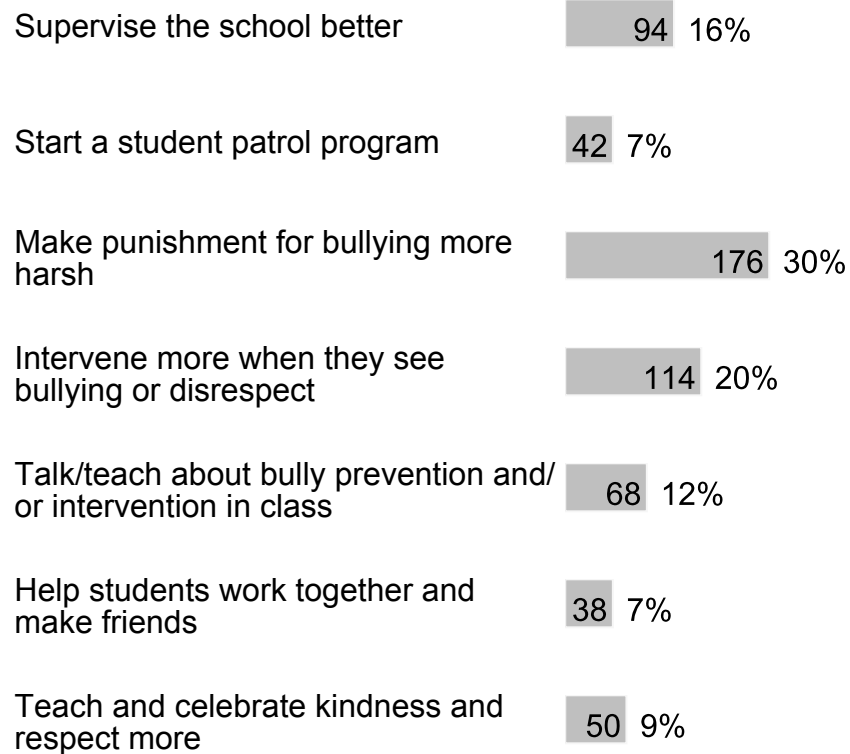
11. I would intervene or help if another student was being bullied.

Strongly Agree 130 22%



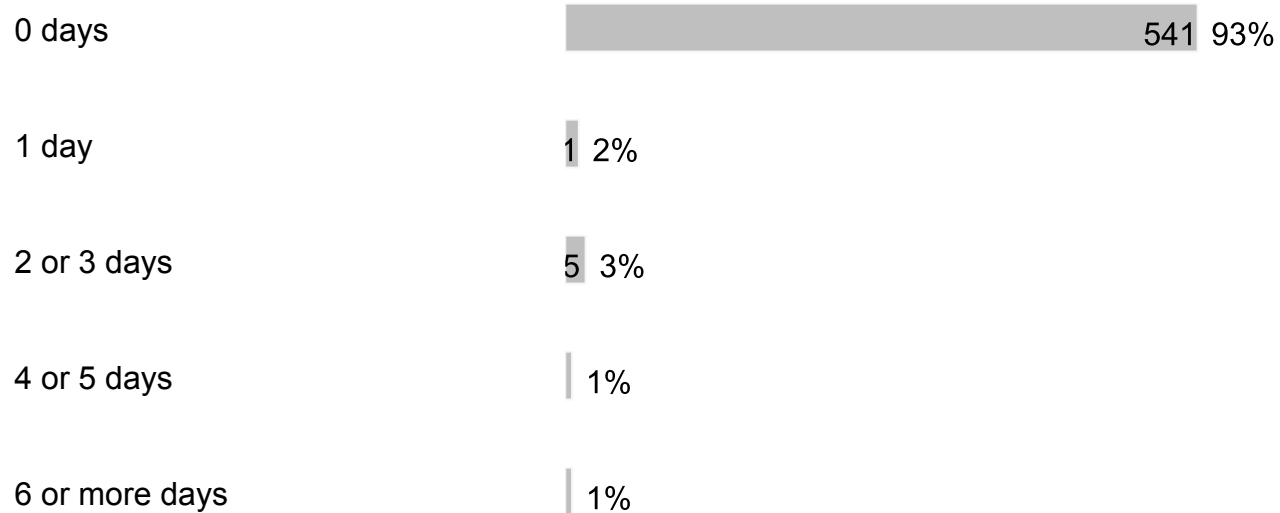
582 respondents

12. What can adults do to help stop bullying at school?



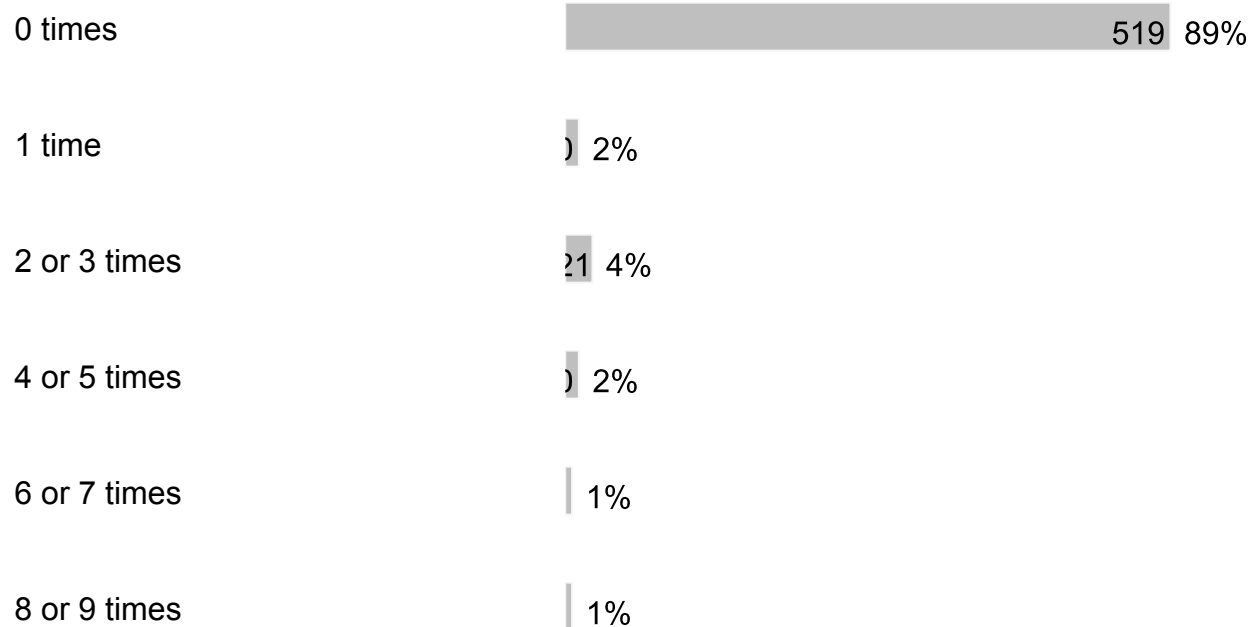
582 respondents

13. During the past 30 days, how many days did you carry a weapon such as a gun, knife or club on school property?



582 respondents

14. During the past 30 days, how many times have you been threatened by another student at school?



10 or 11 times 0%

12 or more times 1 2%

582 respondents

15. During the past 12 months, how many times were you in a physical fight on school property?

0 times 532 91%

1 time 21 4%

2 or 3 times 1 1%

4 or 5 times 1 1%

6 or 7 times 1 1%

8 or 9 times 1 1%

10 or 11 times 1 1%

12 or more times 1 1%

582 respondents

16. During the past 12 months, how many times did someone you were dating or going out with physically hurt you on purpose? (Count such things as being hit, slammed into something or injured with an object or weapon.)

I did not date or go out with anyone during the past 12 months 287 49%

0 times 246 42%

1 time 7 3%

2 or 3 times 2 2%

4 or 5 times 1 1%

6 or more times 3 2%

582 respondents

17. During the past 30 days, how many days did you have at least one drink of alcohol? (Alcohol includes drinking beer, wine, flavored alcoholic beverages and liquor such as rum, gin, vodka, whiskey, etc.) For the purpose of this question, drinking alcohol does not include drinking a few sips of wine for religious purposes.

0 days 546 94%

1 or 2 days 2 2%

3 or 5 days 1 1%

6 to 9 days 2 2%

10 to 19 days 1 1%

20 to 29 days | 1%

All 30 days 0%

582 respondents

18. During the past 30 days, how many days did you use an electronic vapor product? (Electronic vapor products include JUUL, SMOK, Suorin, Vuse, blu e-cigarettes, vapes, vape pens, e-cigars, e-hookahs, hookah pens, mods, etc.)

0 days 548 94%

1 or 2 days | 1%

3 or 5 days | 2%

6 to 9 days | 1%

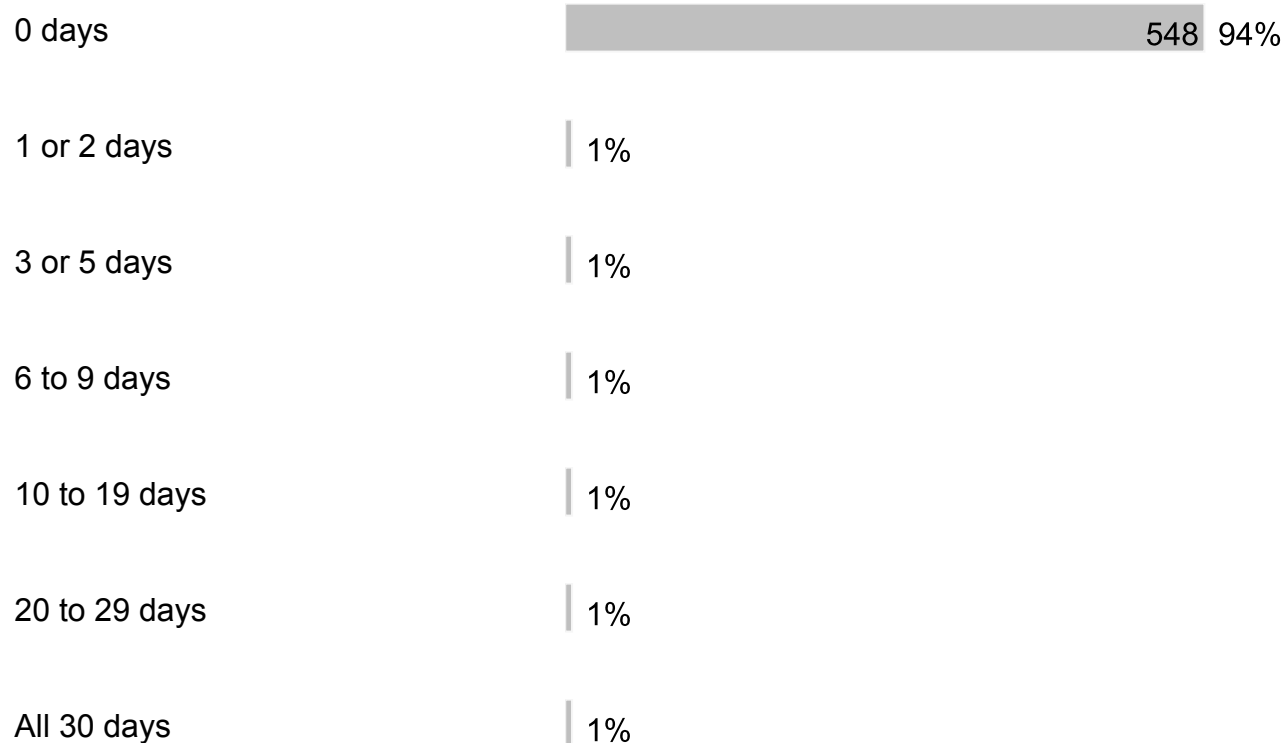
10 to 19 days | 1%

20 to 29 days | 1%

All 30 days | 1%

582 respondents

19. During the past 30 days, how many days did you use marijuana (also called pot or weed)? Do not count CBD-only or hemp products, which come from the same plant as marijuana, but do not cause a high when used alone.



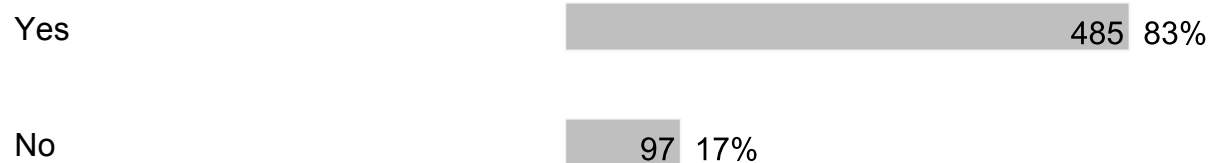
582 respondents

20. During the school year, I participated in alcohol, other drug or tobacco prevention activities or lessons.



582 respondents

21. I believe drinking alcohol is bad for your brain.



582 respondents

22. In your opinion, what percentage of Broward County students in grades 6 - 12 choose not to drink alcohol?

25% 209 36%

50% 178 31%

75% 97 17%

Over 80% 98 17%

582 respondents

23. I believe using drugs are bad for your health.

Yes 522 90%

No 60 10%

582 respondents

24. At what age is a human brain fully developed?


15 42 7%

18 76 13%

25 464 80%

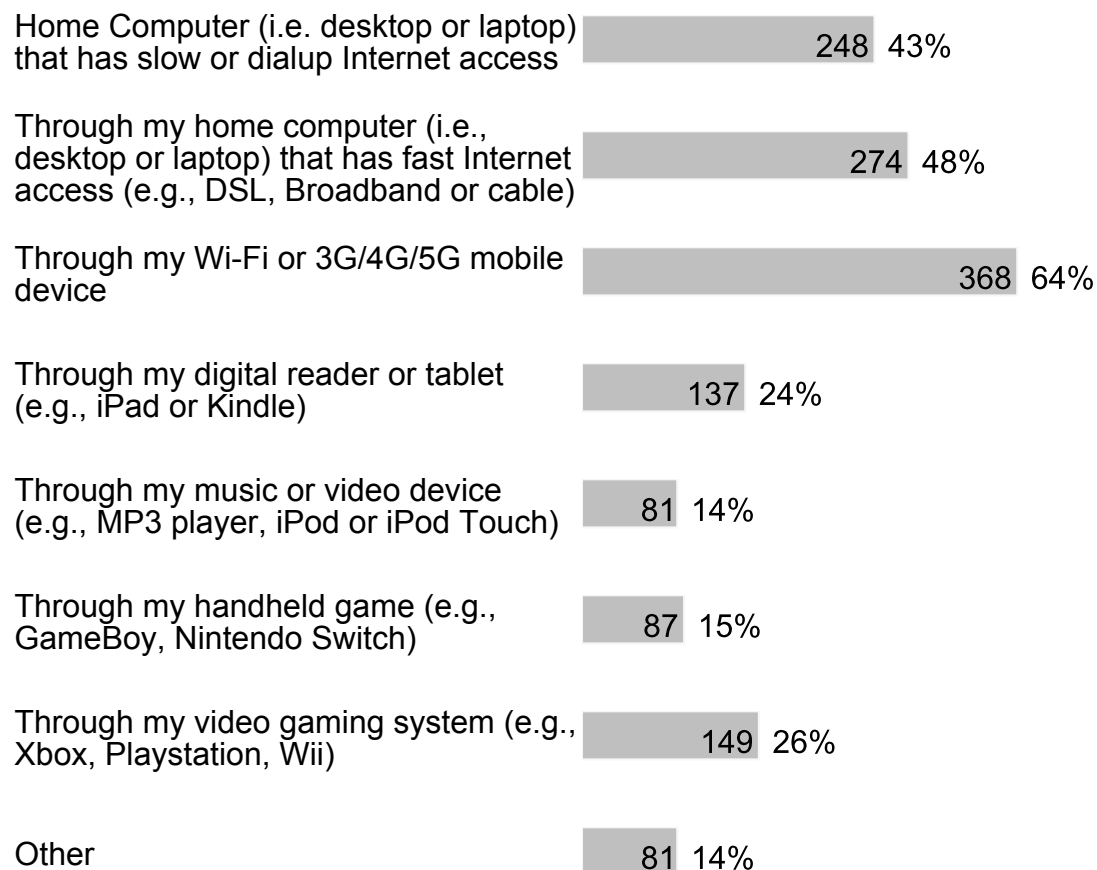
582 respondents

25. My school is clean and well-maintained.



D. Section 3

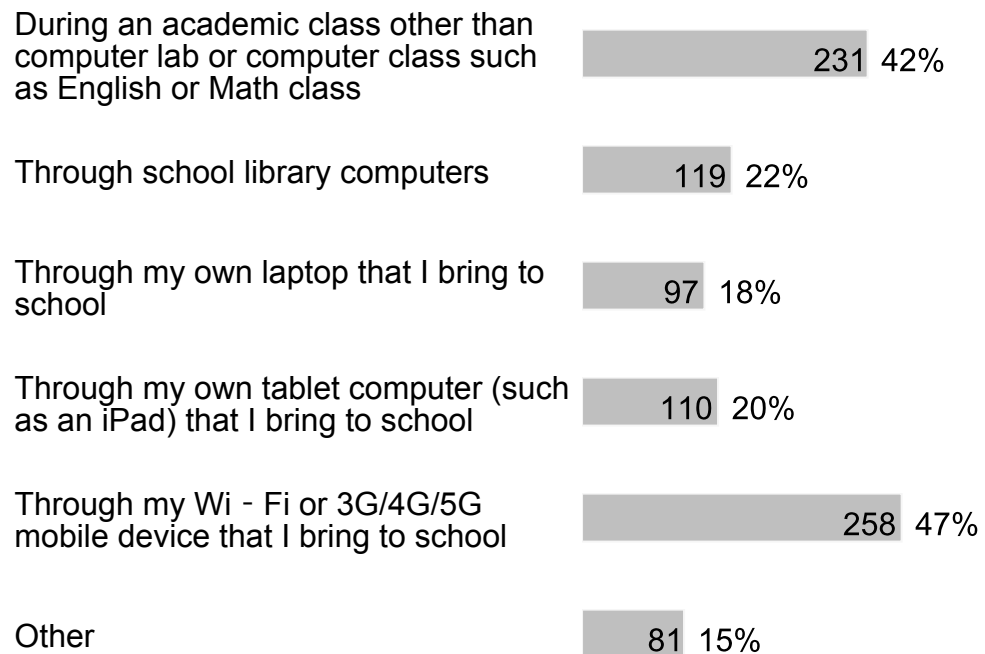
1. During a typical week, I have access to the internet at home in the following ways (check all that apply):



573 respondents

2. During a typical school day, I have access to the internet at school in the following ways (check all that apply):

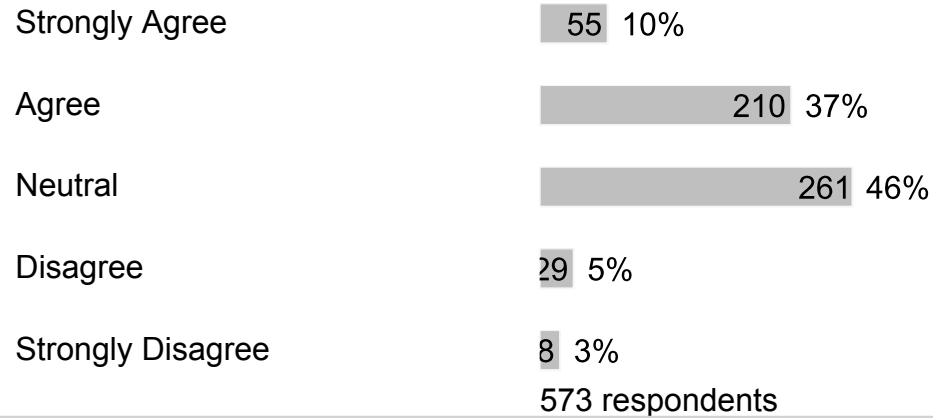




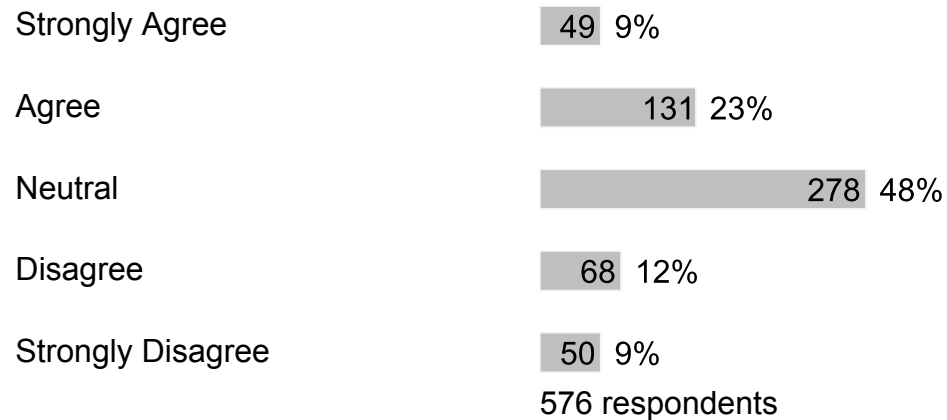
550 respondents

E. Section 4

1. My school provides sufficient material resources (books, supplies, technology, etc.) to meet my needs.

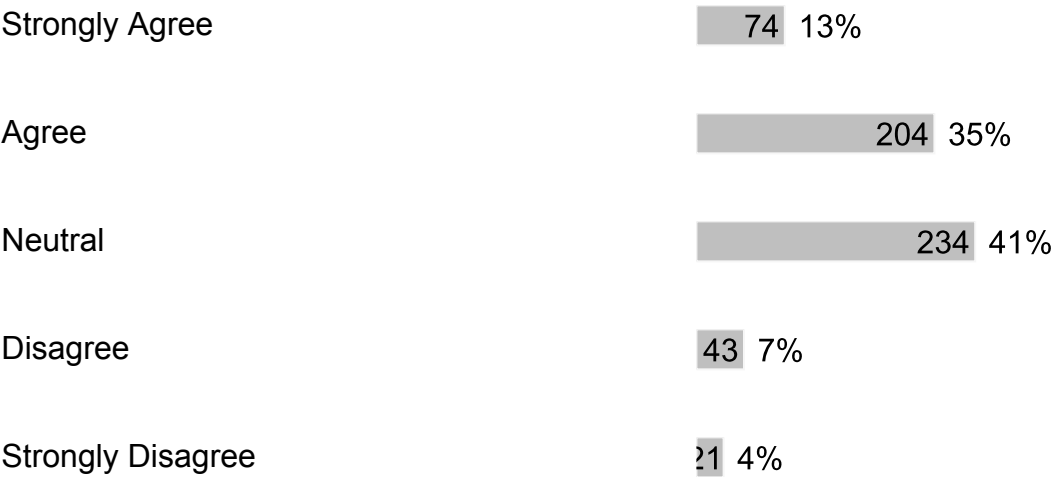


2. I would recommend my school to my friends.



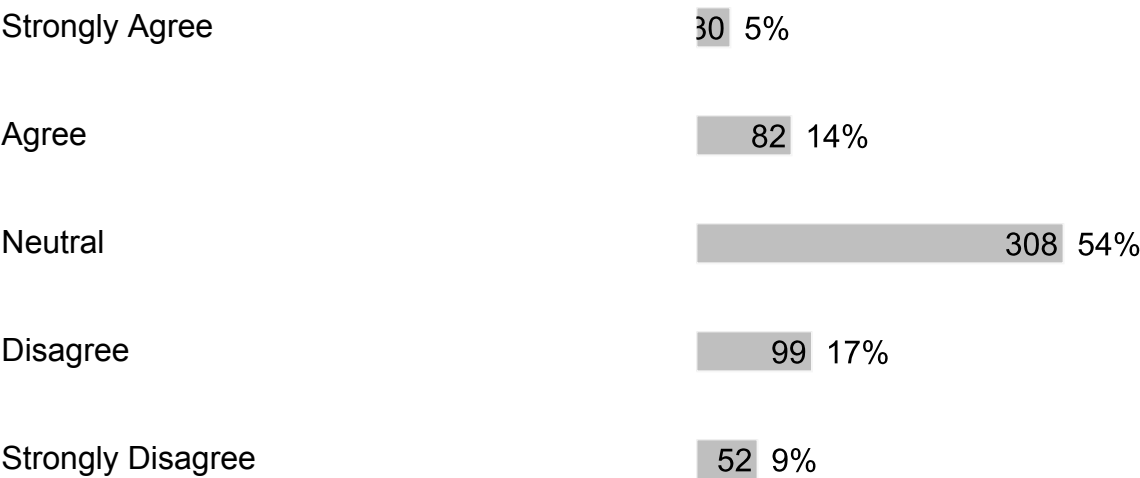
F. Section 5

1. If I have a problem, I know who I can go to for help.



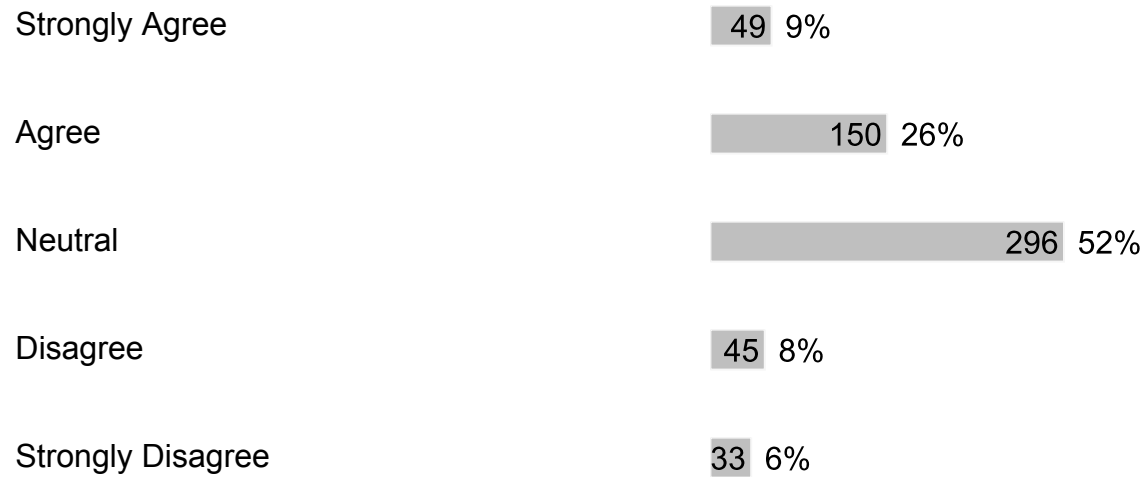
576 respondents

2. In my school, students treat adults with respect.



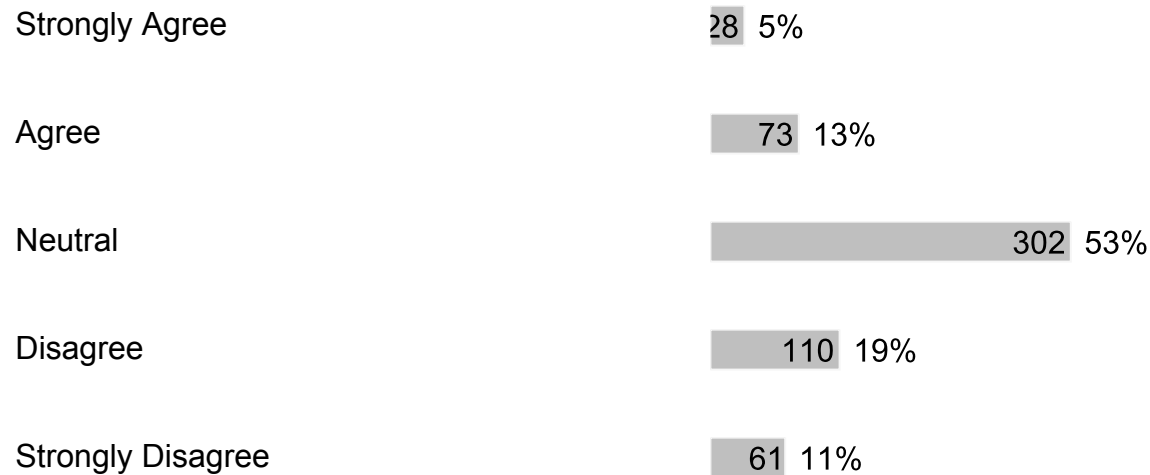
571 respondents

3. In my school, adults treat students with respect.



573 respondents


4. In my school, students treat each other with respect.



574 respondents

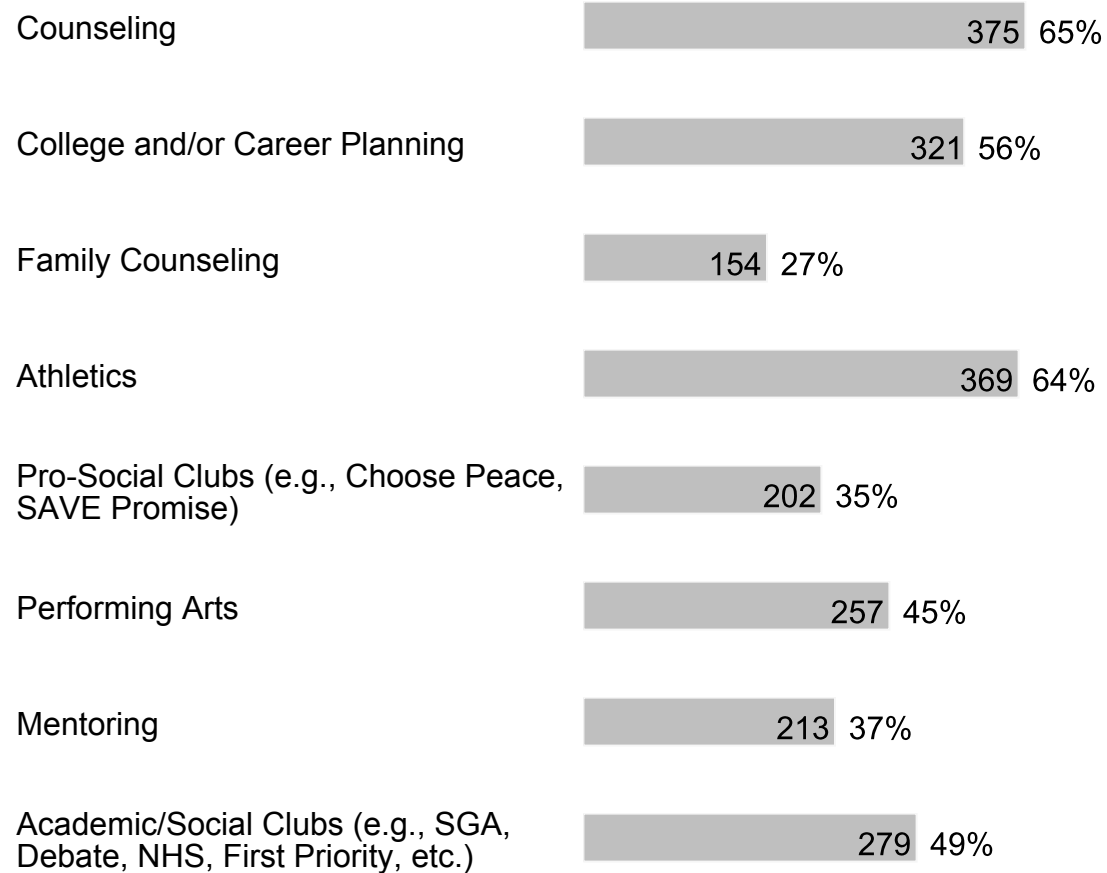
5. My school provides me the support that I need.






568 respondents

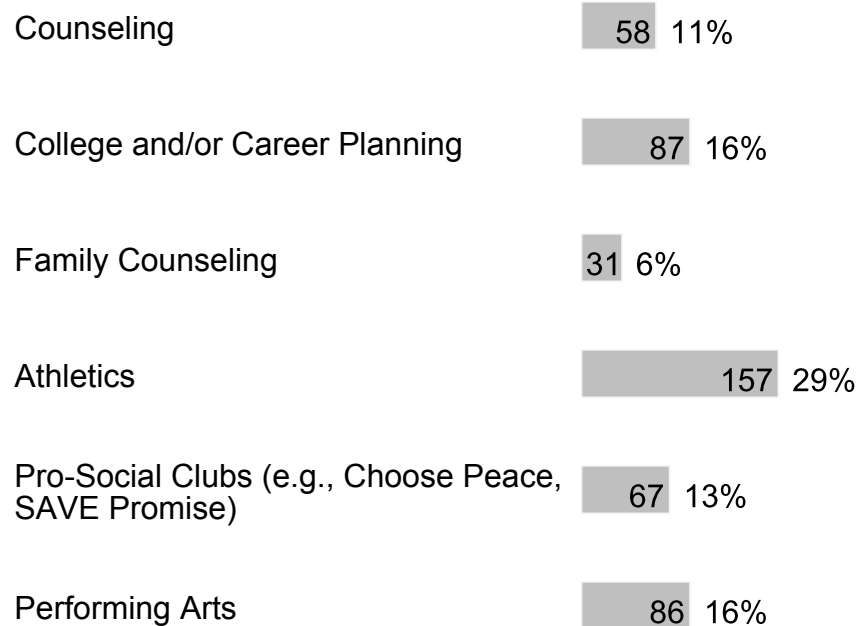
6. At my school, the following programs/services are available (check all that apply):

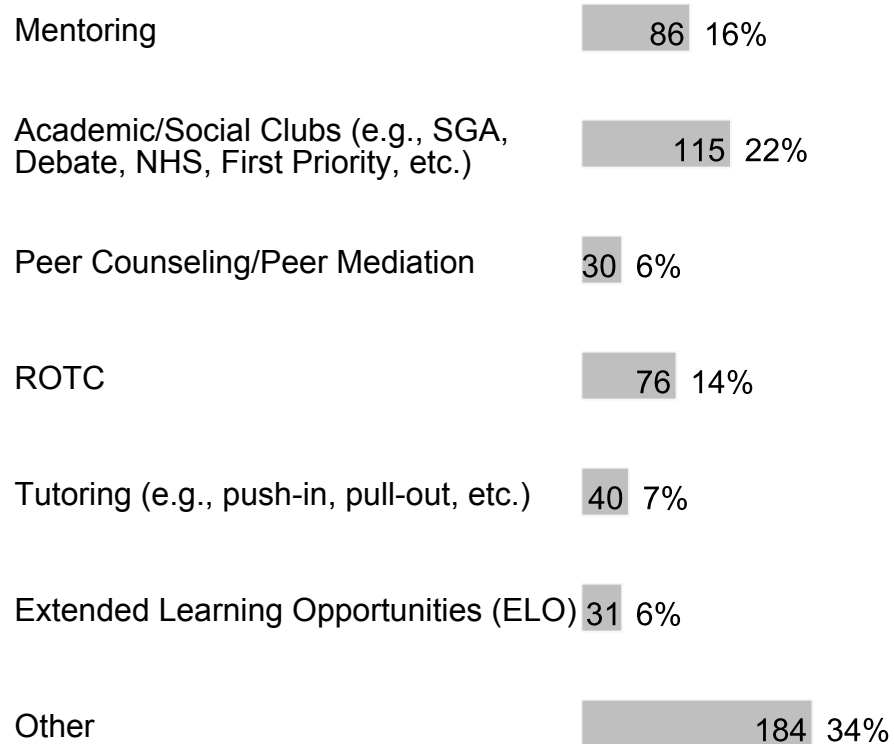




573 respondents

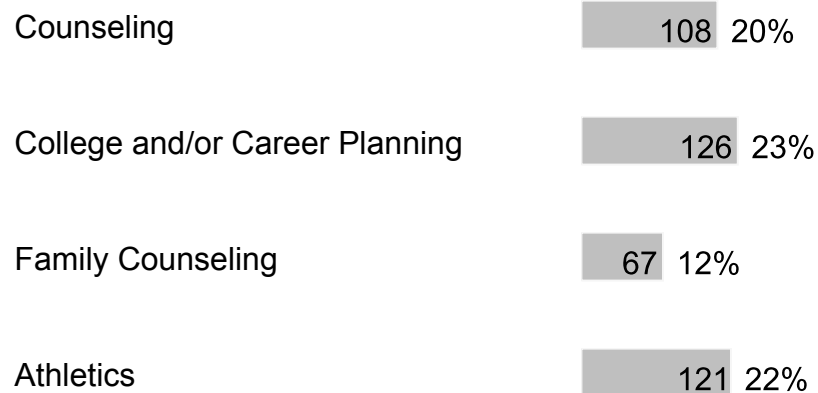
7. At my school, I participate in the following programs/services (check all that apply):

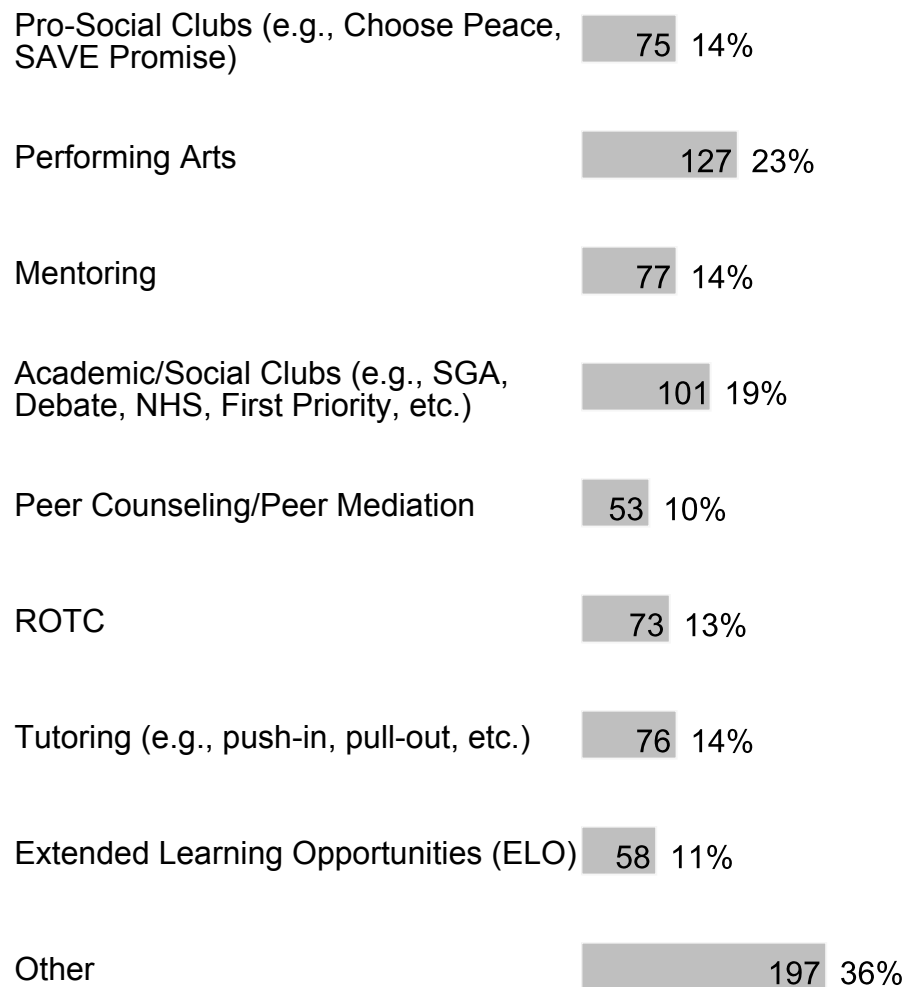




534 respondents

8. These are the programs/services at my school that I value most or would value if they were available at my school (check all that apply):





541 respondents

9. I am friends with other students at this school.

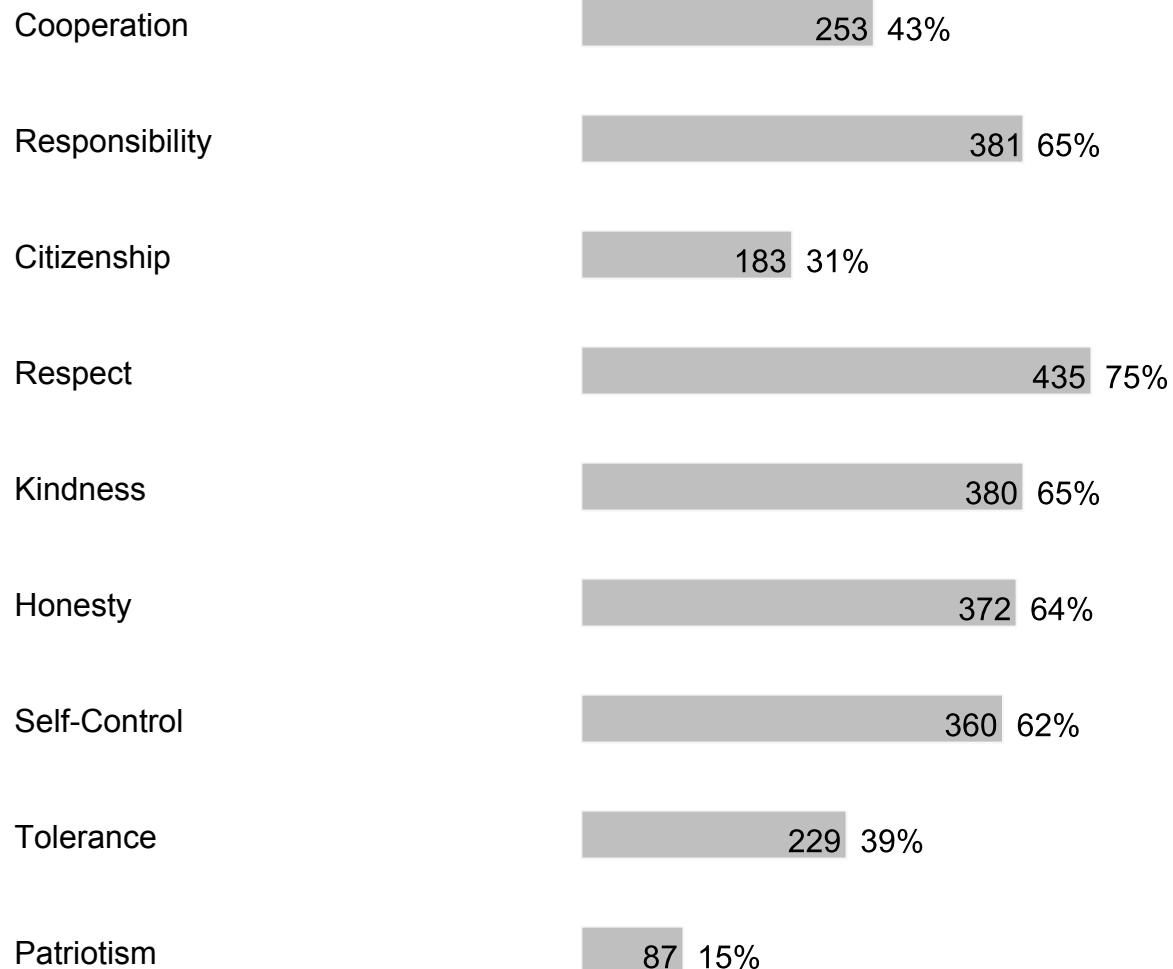


Disagree 9 3%

Strongly Disagree 2 2%

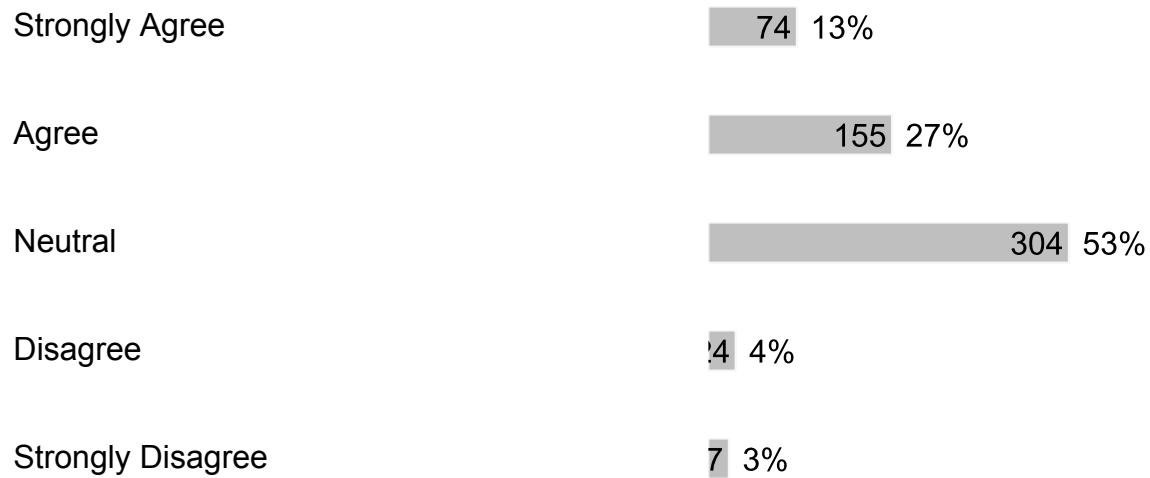
582 respondents

10. Which character traits do you value the most in yourself and others? (check all that apply)




582 respondents

11. I receive acknowledgement and/or praise for my strengths or accomplishments by adults at my school.



574 respondents

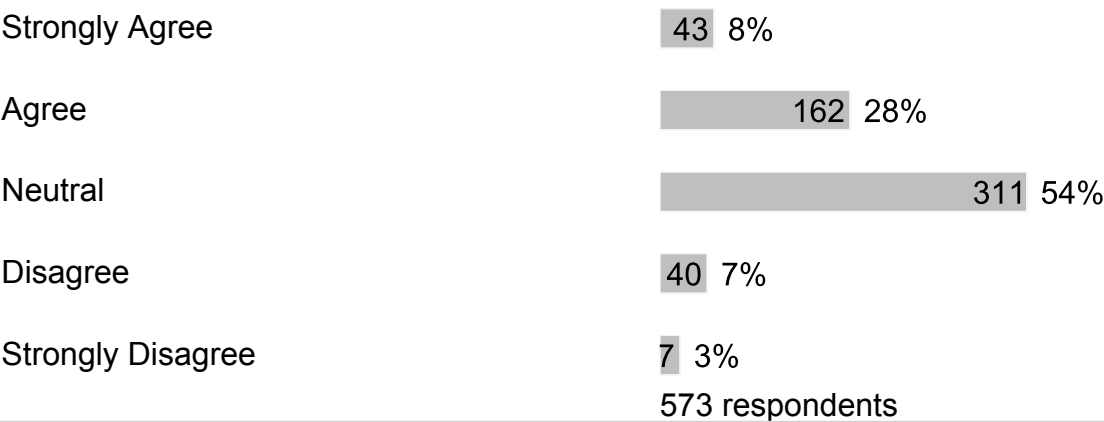
12. I enjoy eating food prepared by the cafeteria.



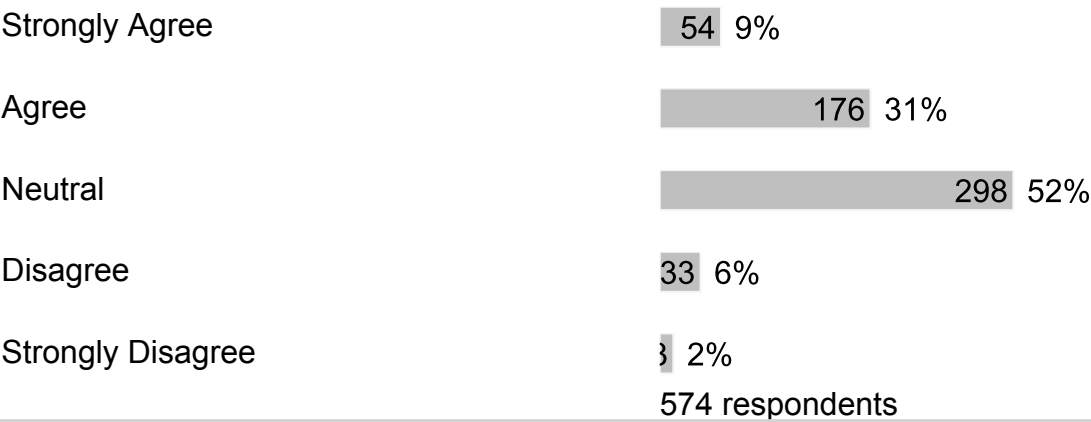
582 respondents

G. Section 6

1. In my school, a high-quality education is offered.



2. My school provides me with challenging curriculum, uses a variety of teaching methods and learning experiences to develop the skills I need to succeed.



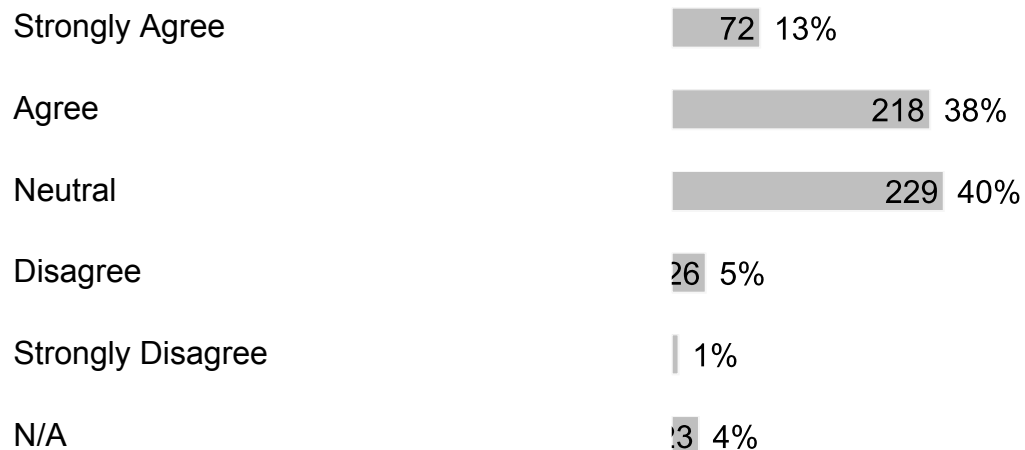
3. My school motivates me to set academic goals and learn new things.






571 respondents

4. My teachers use tests, projects, presentations, and portfolios to assess my understanding of what was taught.



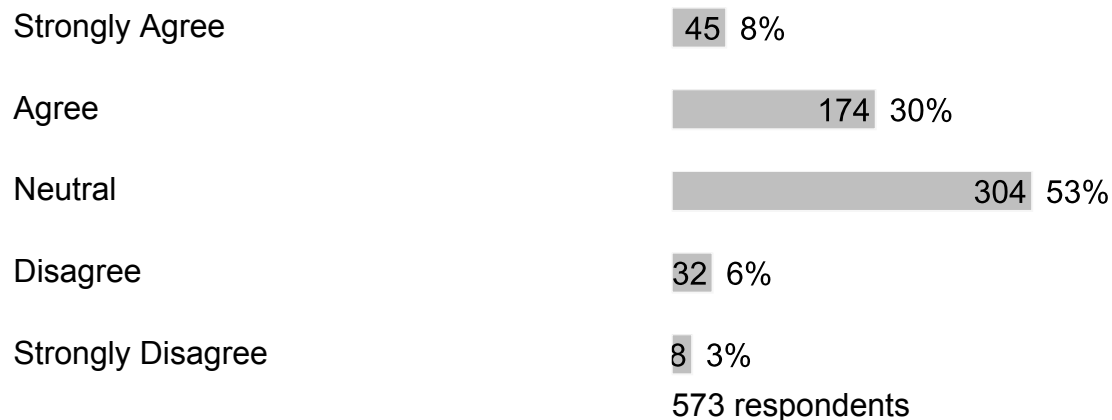
574 respondents

5. My school prepares me for success in the next school year.

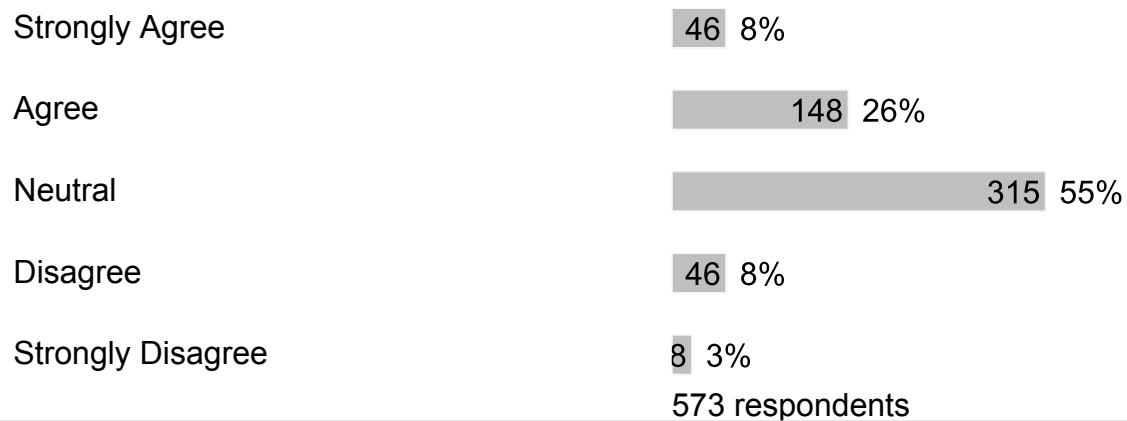


573 respondents

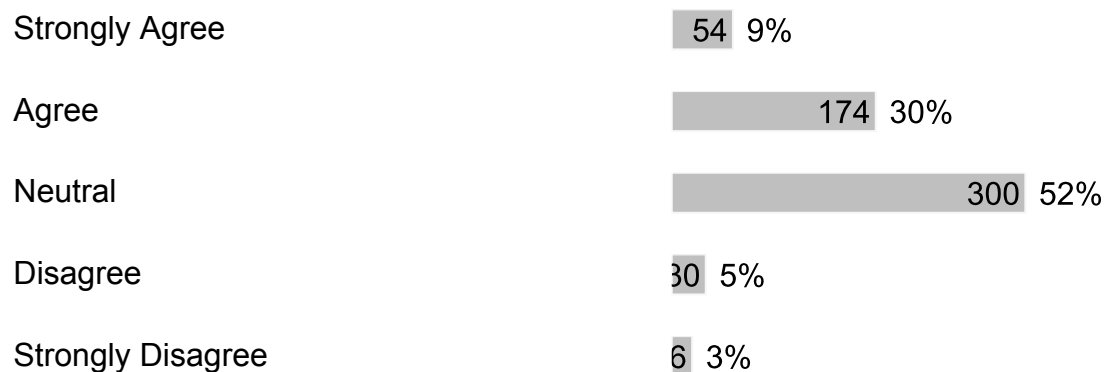
6. Lessons and materials in our school prepare us to be effective users of media and technology.



7. In class, students spend considerable amounts of time actively engaged in learning (such as solving problems, discussing ideas, creating their own work, reading, writing, speaking and researching).




8. My teachers effectively engage students in the classroom and encourage creative thinking.



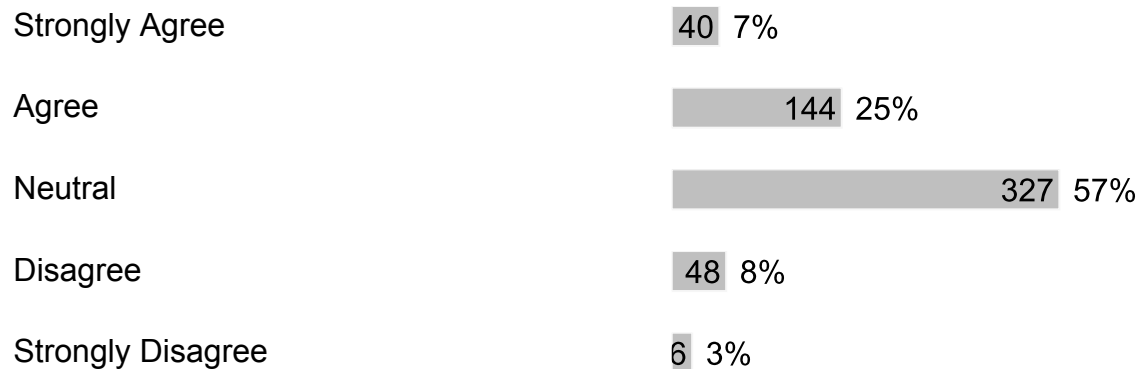
574 respondents

9. There are few distractions during class.




574 respondents

10. Students are encouraged to work in groups regularly.



575 respondents

11. Teachers are generally fair when it comes to grading student work.



Strongly Disagree 26 5%
575 respondents

12. I give class presentations or share my work with classmates.

Strongly Agree 51 9%
Agree 166 29%
Neutral 301 53%
Disagree 34 6%
Strongly Disagree 21 4%
573 respondents

13. I work on assignments that challenge me and/or take more than one class period to complete.

Strongly Agree 78 14%
Agree 192 34%
Neutral 272 48%
Disagree 8 3%
Strongly Disagree 2 2%
572 respondents

14. I complete meaningful homework to review what I learned in class and/or prepare for the next day's lesson.

Strongly Agree 58 10%
Agree 171 30%
Neutral 307 54%

Disagree 9 3%

Strongly Disagree 7 3%

572 respondents

15. I receive feedback about my work that helps me better understand what I'm learning.

Strongly Agree 50 9%

Agree 163 28%

Neutral 301 53%

Disagree 43 8%

Strongly Disagree 6 3%

573 respondents

16. I am provided opportunities to correct or improve my work.

Strongly Agree 55 10%

Agree 191 33%

Neutral 281 49%

Disagree 28 5%

Strongly Disagree 8 3%

573 respondents

17. I am provided opportunities to participate in class discussions and activities.


Strongly Agree 54 9%

Agree 227 40%




572 respondents

18. My teachers explain their expectations so I can be successful.



573 respondents


19. My teachers provide me with information about how well I am doing in school.



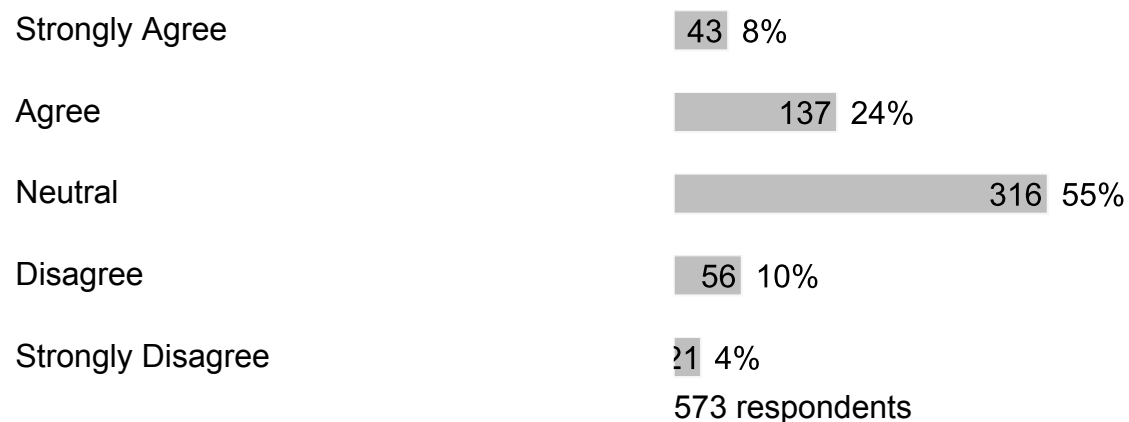
570 respondents

20. Teachers regularly post information online or send home a newsletter.

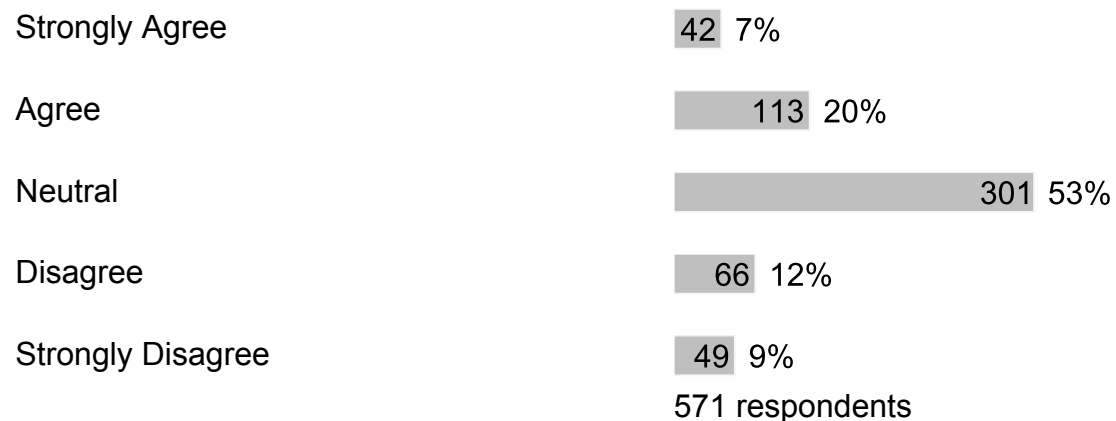




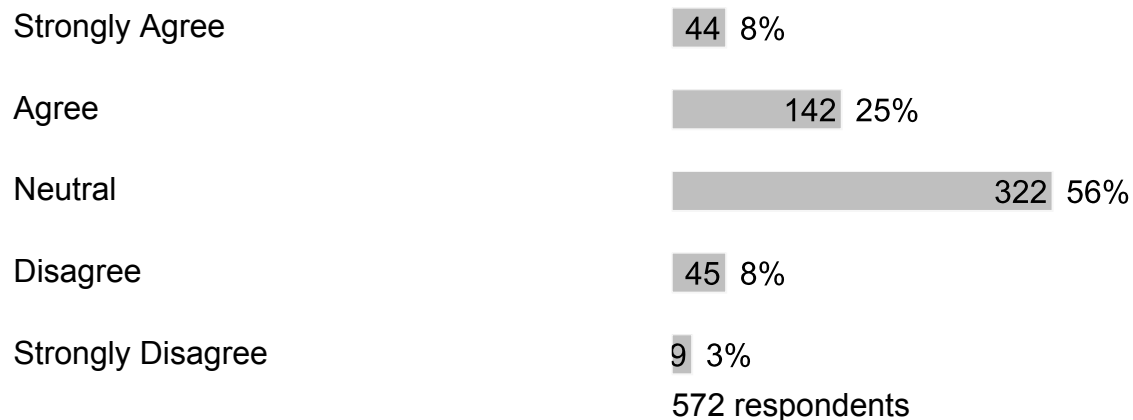
21. My teachers keep my family informed of my academic progress.



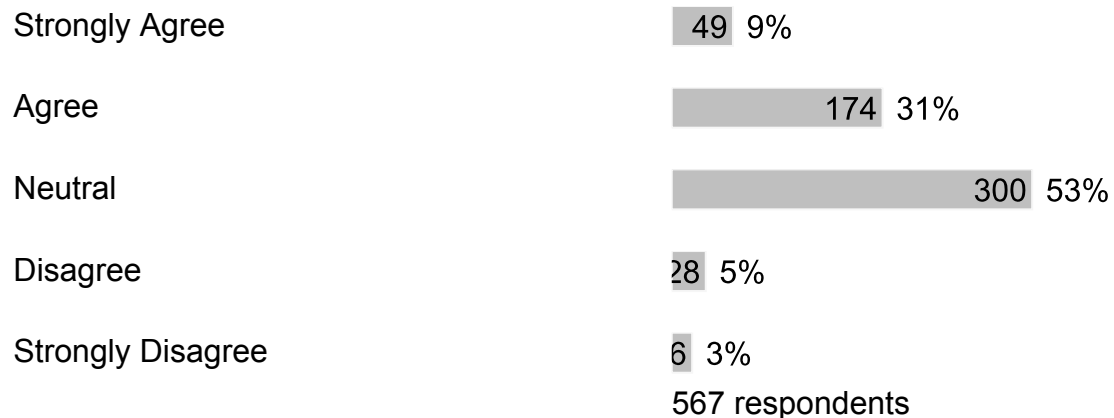
22. My school considers students' opinions when changing rules/policies and planning ways to improve the school.



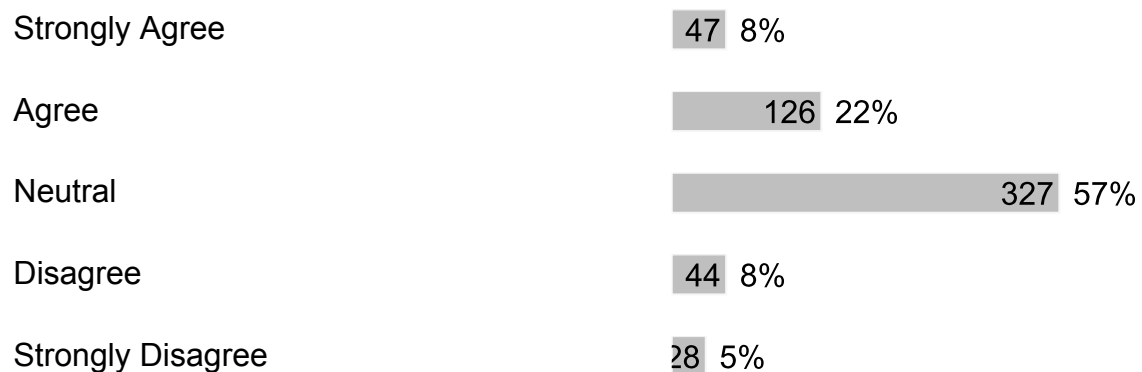
23. My school shares information about school success with my community.



24. Our school uses different ways to communicate what is happening to parents and students.



25. My school focuses on Customer Service (greeting with a smile and responding to questions and concerns within one business day).



572 respondents

H. Section 7

1. What else would you like to tell us about your school?

Free form text answers are available in the exported CSV report