

# BCPS STUDENT (Grades 6-12) CUSTOMER SURVEY 2025

---

run on 09/11/2025



surveys



# BCPS STUDENT (Grades 6-12) CUSTOMER SURVEY 2025

run on 09/11/2025

Custom Survey

1 survey(s) 611 response(s)

## Report Filters

**School:**  
N/A

**Race:**  
N/A

**Grade:**  
N/A

**Gender:**  
N/A

**Ethnicity:**  
N/A

**Tag:**  
N/A

## BCPS STUDENT (Grades 6-12) CUSTOMER SURVEY 2025

### Demographics

Number of Responses | Percentages of Total Responses

#### 1. Gender

Male	254	42%
Female	339	56%
Prefer not to answer	2	2%

605 respondents

#### 2. Race

American Indian or Alaska Native	1	1%
Asian	35	6%
Black or African American	121	21%
Native Hawaiian or Other Pacific Islander	1	1%
White	324	55%

Multiracial 51 9%

Other 48 8%

590 respondents

### 3. Ethnicity

Hispanic 195 36%

Non-Hispanic or Latino 287 53%

Prefer not to answer 64 12%

546 respondents

### 4. Grade

Grade 6 0%

Grade 7 0%

Grade 8 0%

Grade 9 124 20%

Grade 10 176 29%

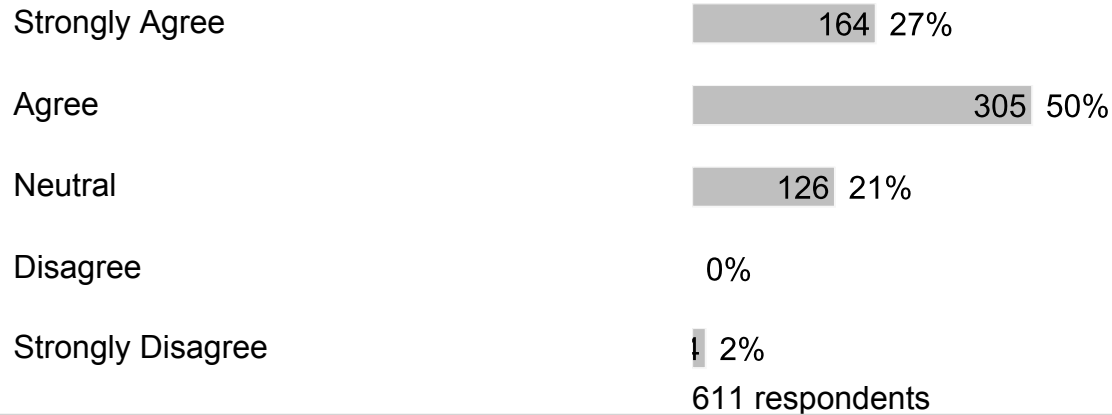
Grade 11 211 35%

Grade 12 95 16%

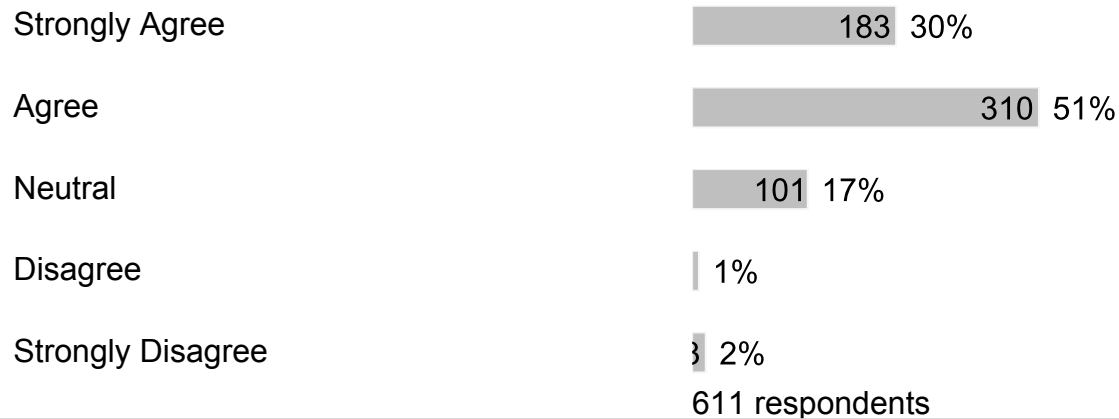
611 respondents

## C. Section 2

### 1. I feel safe at my school.



### 2. I feel safe getting to and from my school.



3. \*Note: Remember, this survey is anonymous, please report any bullying concerns to a trusted adult at your school. The next 10 questions ask about bullying. Bullying is when 1 or more students tease, threaten, spread rumors about, hit, shove, or hurt another student over and over again. It is not bullying when 2 students of about the same strength or power argue, fight or tease each other in a friendly way. During the past 12 months, have you ever been bullied on school property?

Yes 46 8%

No

565 92%

611 respondents

4. The primary location on school property where I was bullied during the last 12 months was:

On the school bus

1%

In the classroom

4 4%

In the cafeteria

0%

In the hallway

1%

In the restroom

0%

Other school area

1%

Does not apply to me

565 93%

608 respondents

5. During the past 12 months, have you ever been electronically bullied? (Count being bullied through texting, Instagram, TikTok, Snapchat or other social media.)

Yes

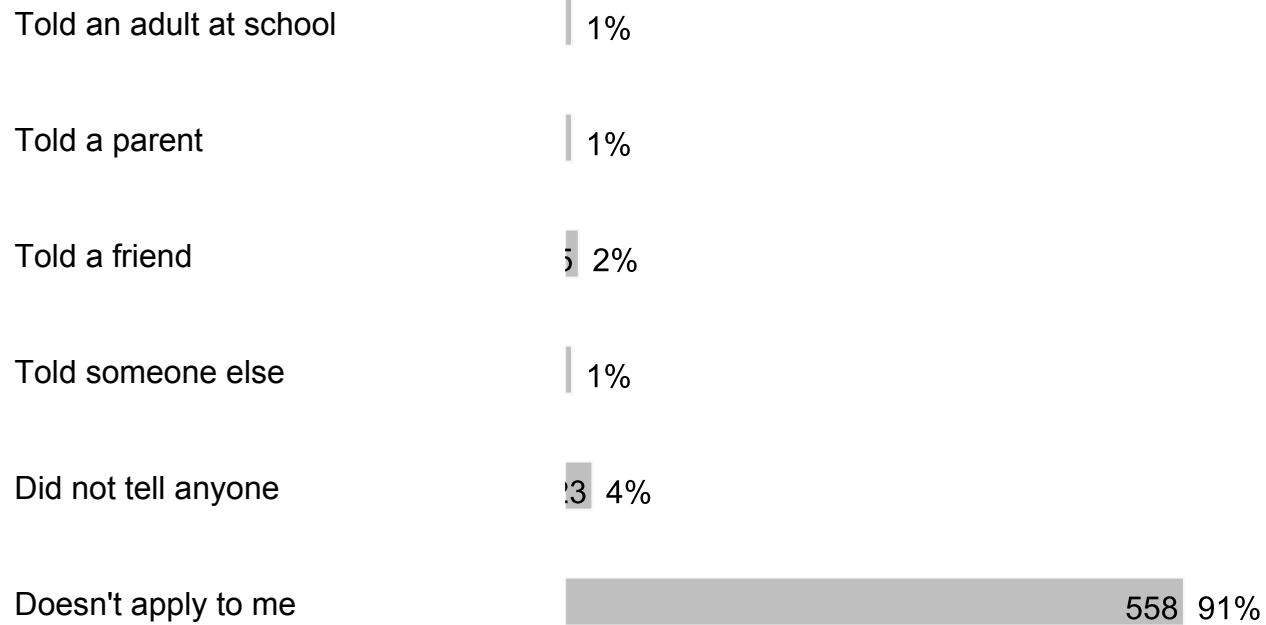
33 5%

No

578 95%


611 respondents

**6. After I was bullied, I:**



611 respondents

**7. After I told an adult at school about being bullied, the bullying:**



611 respondents

**8. A teacher or another adult at school taught our class about what bullying is this school year.**

Yes 504 82%

No 107 18%

611 respondents

**9. I think bullying is wrong.**

Strongly Agree 325 53%

Agree 205 34%

Neutral 63 10%

Disagree 1 1%

Strongly Disagree 1 2%

611 respondents

**10. I know different ways to intervene or help if bullying were occurring or going to occur.**

Strongly Agree 190 31%

Agree 314 51%

Neutral 88 14%


Disagree 2 2%

Strongly Disagree 1 1%

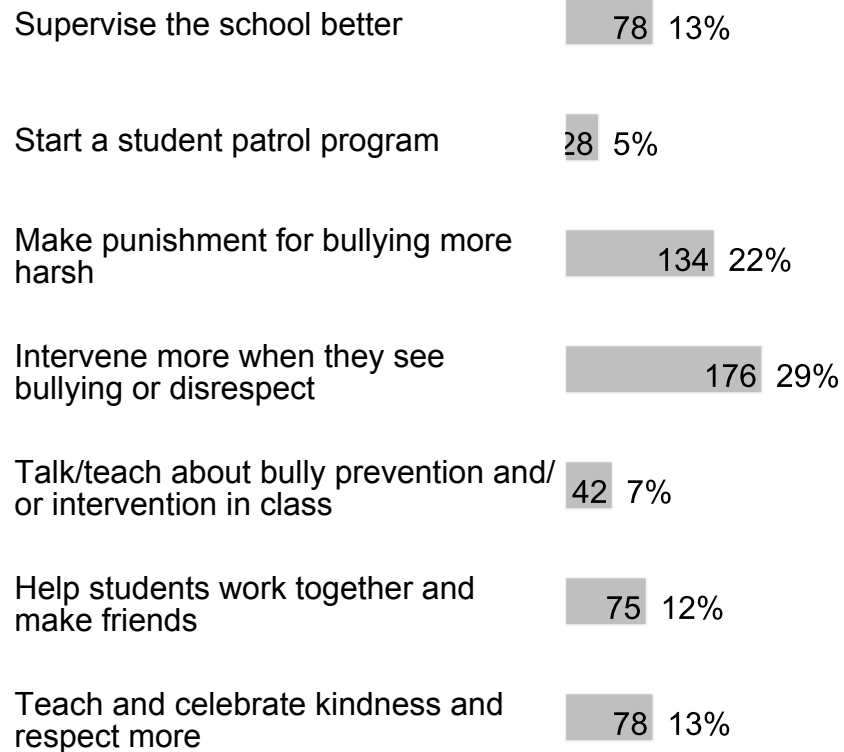
611 respondents

**11. I would intervene or help if another student was being bullied.**

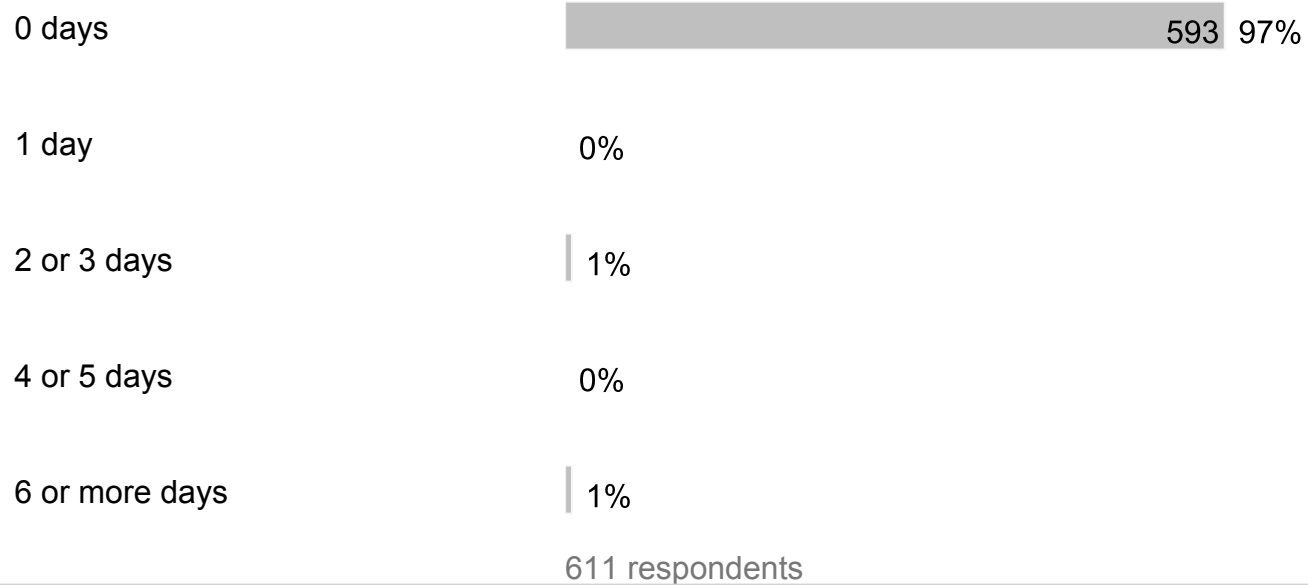
Strongly Agree 171 28%



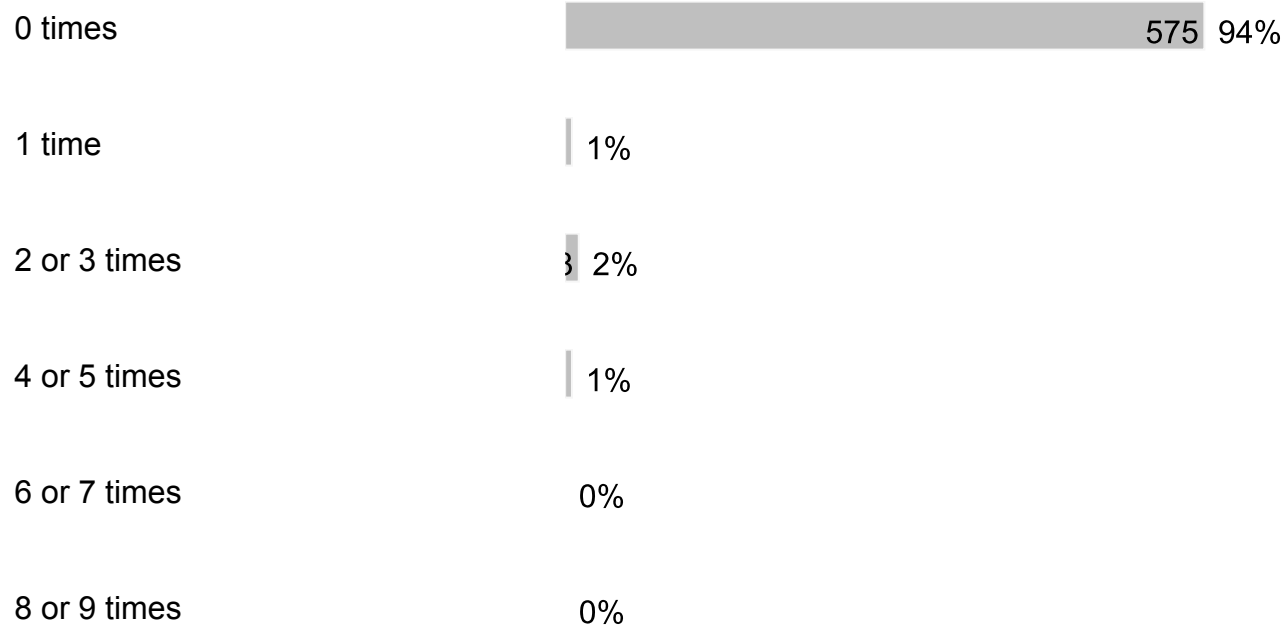
**12. What can adults do to help stop bullying at school?**



**13. During the past 30 days, how many days did you carry a weapon such as a gun, knife or club on school property?**



**14. During the past 30 days, how many times have you been threatened by another student at school?**



10 or 11 times 0%

12 or more times 1%

611 respondents

**15. During the past 12 months, how many times were you in a physical fight on school property?**

0 times 590 97%

1 time 0%

2 or 3 times 1%

4 or 5 times 0%

6 or 7 times 0%

8 or 9 times 0%

10 or 11 times 0%

12 or more times 0%

606 respondents

**16. During the past 12 months, how many times did someone you were dating or going out with physically hurt you on purpose? (Count such things as being hit, slammed into something or injured with an object or weapon.)**

I did not date or go out with anyone during the past 12 months 337 55%

0 times 251 41%

1 time 1%

2 or 3 times 2%

4 or 5 times 0%

6 or more times 1%

611 respondents

**17.** During the past 30 days, how many days did you have at least one drink of alcohol? (Alcohol includes drinking beer, wine, flavored alcoholic beverages and liquor such as rum, gin, vodka, whiskey, etc.) For the purpose of this question, drinking alcohol does not include drinking a few sips of wine for religious purposes.

0 days 576 94%

1 or 2 days 9 3%

3 or 5 days 1%

6 to 9 days 1%

10 to 19 days 0%

All 30 days

1%

611 respondents

**18.** During the past 30 days, how many days did you use an electronic vapor product? (Electronic vapor products include JUUL, SMOK, Suorin, Vuse, blu e-cigarettes, vapes, vape pens, e-cigars, e-hookahs, hookah pens, mods, etc.)

0 days

592 97%

1 or 2 days

0%

3 or 5 days

0%

6 to 9 days

0%

10 to 19 days

0%

20 to 29 days

0%

All 30 days

1%

611 respondents

**19.** During the past 30 days, how many days did you use marijuana (also called pot or weed)? Do not count CBD-only or hemp products, which come from the same plant as marijuana, but do not cause a high when used alone.

0 days

591 97%

1 or 2 days	1%
3 or 5 days	0%
6 to 9 days	0%
10 to 19 days	0%
20 to 29 days	0%
All 30 days	1%

611 respondents

**20.** During the school year, I participated in alcohol, other drug or tobacco prevention activities or lessons.

Yes	283	46%
No	328	54%


611 respondents

**21.** I believe drinking alcohol is bad for your brain.

Yes	538	88%
No	73	12%

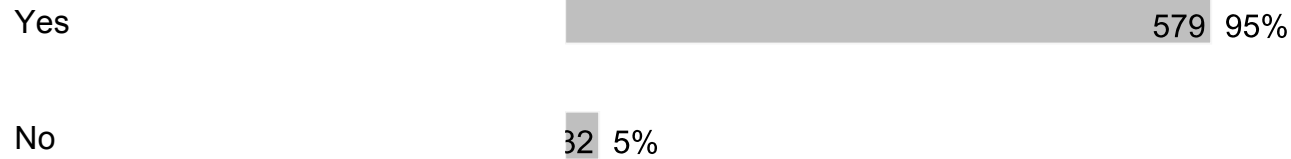
611 respondents

**22.** In your opinion, what percentage of Broward County students in grades 6 - 12 choose not to drink alcohol?



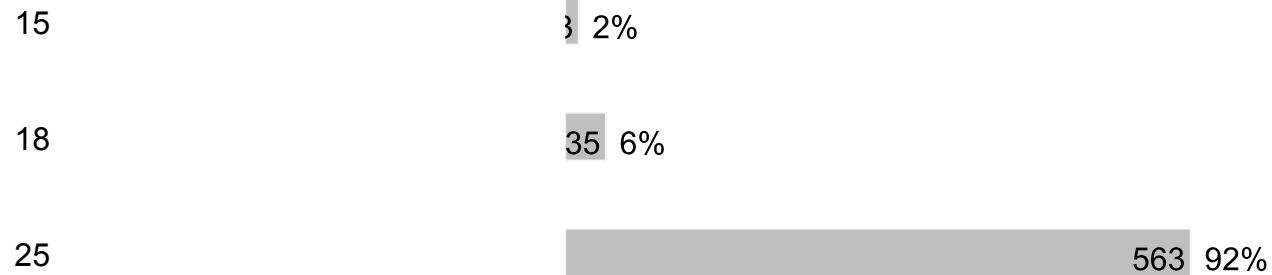
611 respondents

**23.** I believe using drugs are bad for your health.




611 respondents

**24.** At what age is a human brain fully developed?



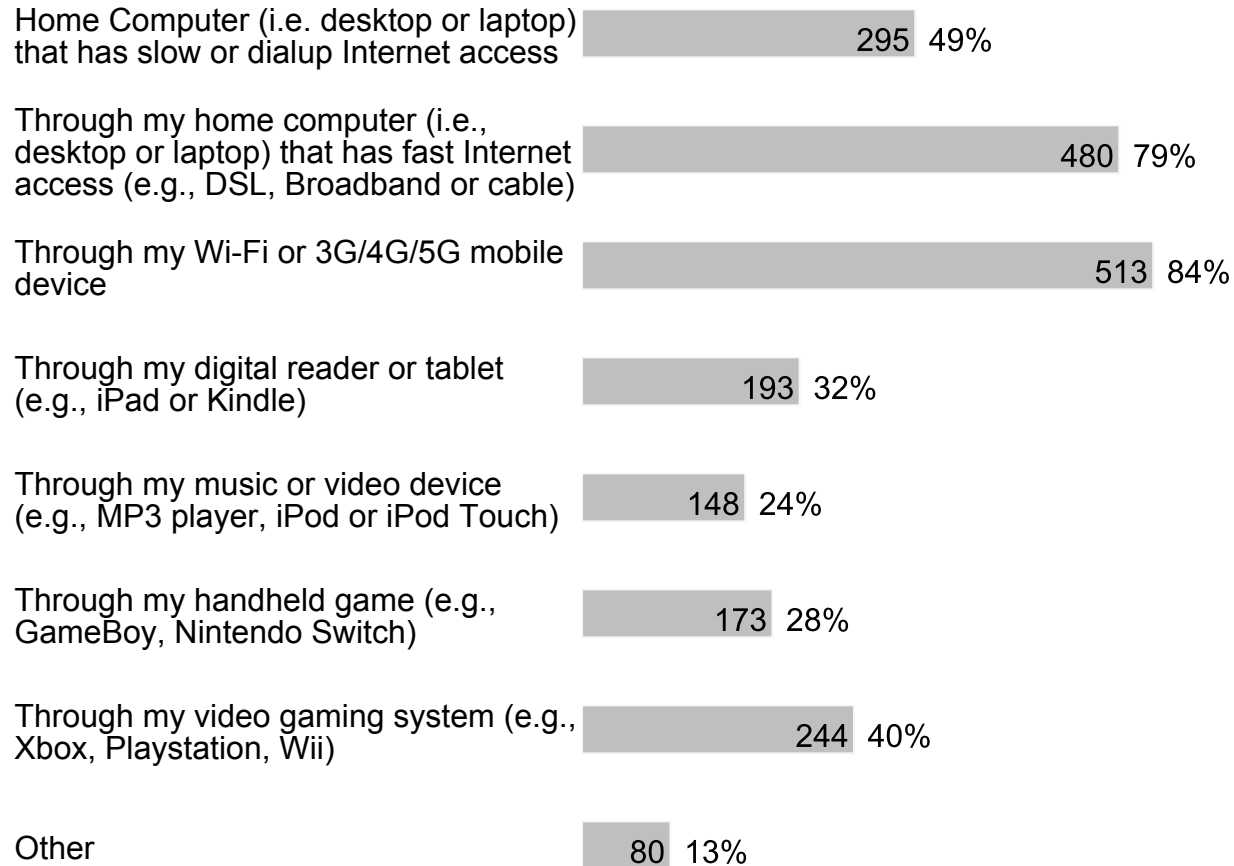
611 respondents

**25.** My school is clean and well-maintained.



## D. Section 3

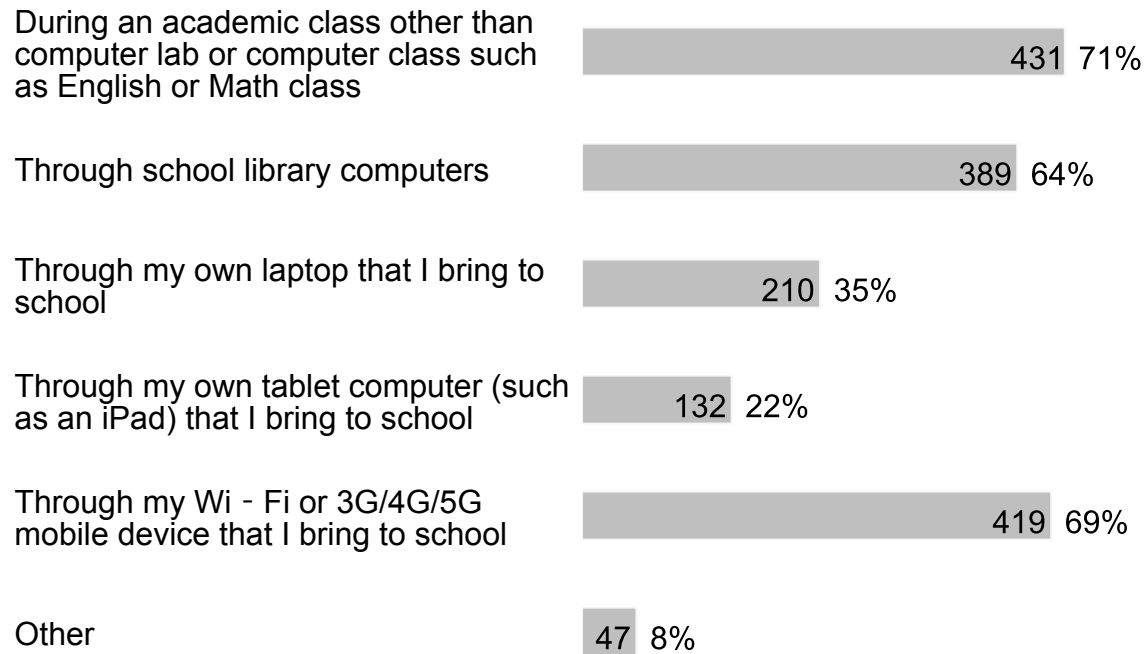
1. During a typical week, I have access to the internet at home in the following ways (check all that apply):



608 respondents

2. During a typical school day, I have access to the internet at school in the following ways (check all that apply):

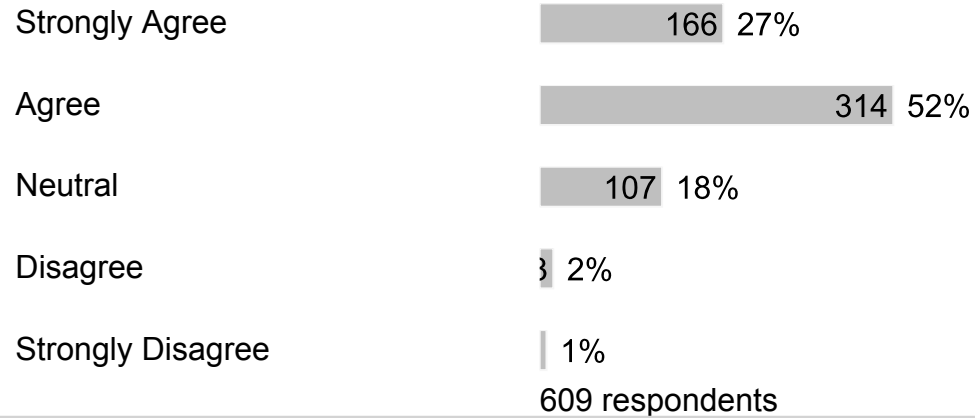




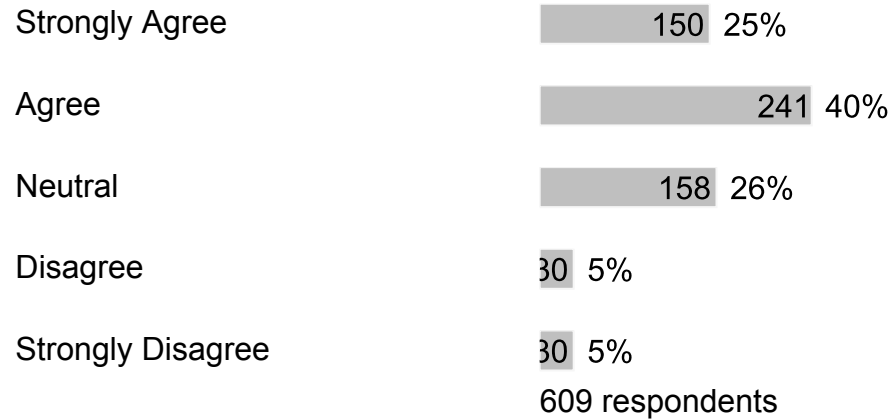
605 respondents

## E. Section 4

1. My school provides sufficient material resources (books, supplies, technology, etc.) to meet my needs.

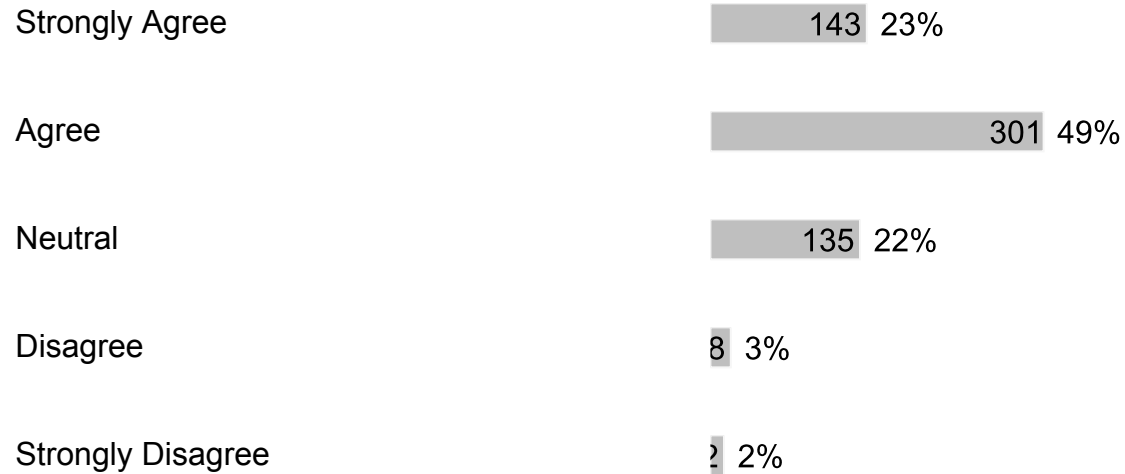


2. I would recommend my school to my friends.



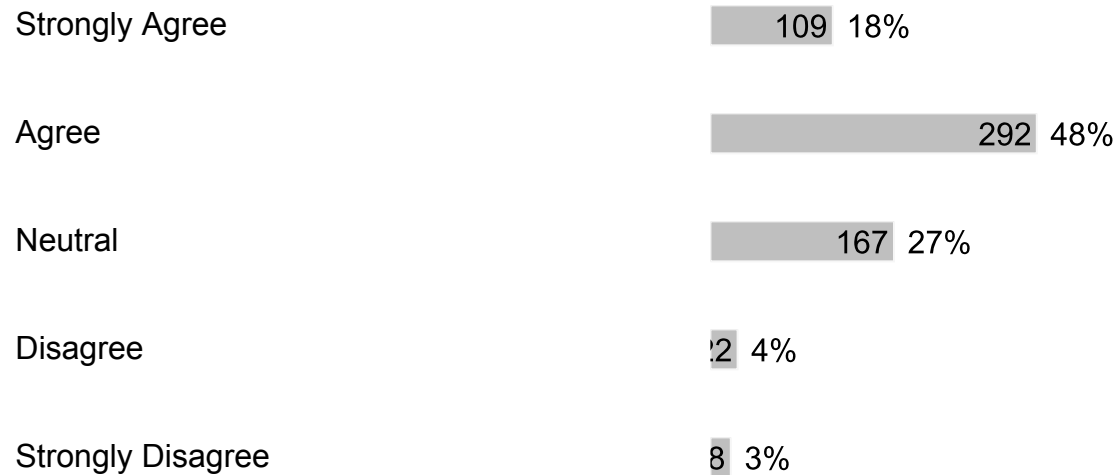
## F. Section 5

### 1. If I have a problem, I know who I can go to for help.



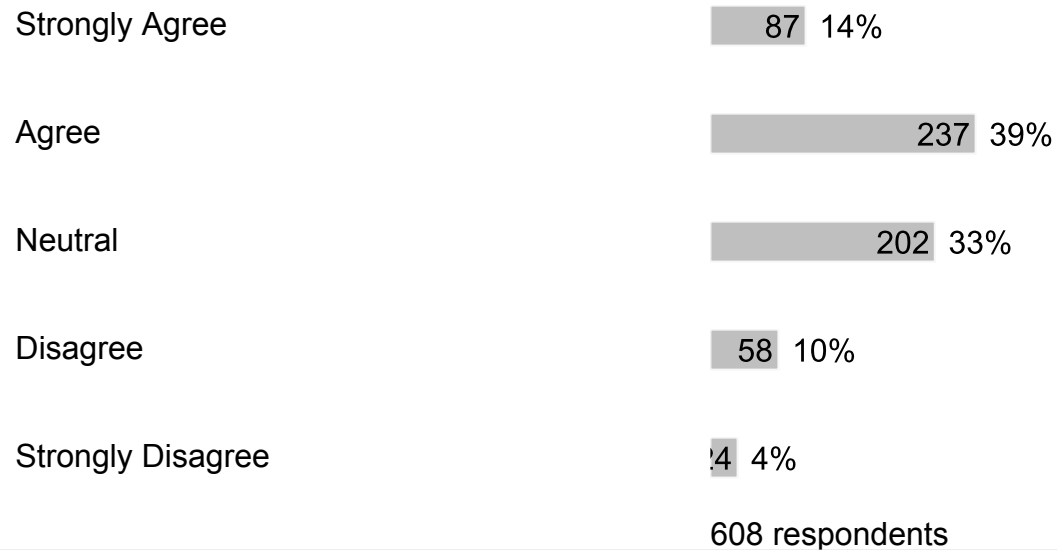
609 respondents

### 2. In my school, students treat adults with respect.

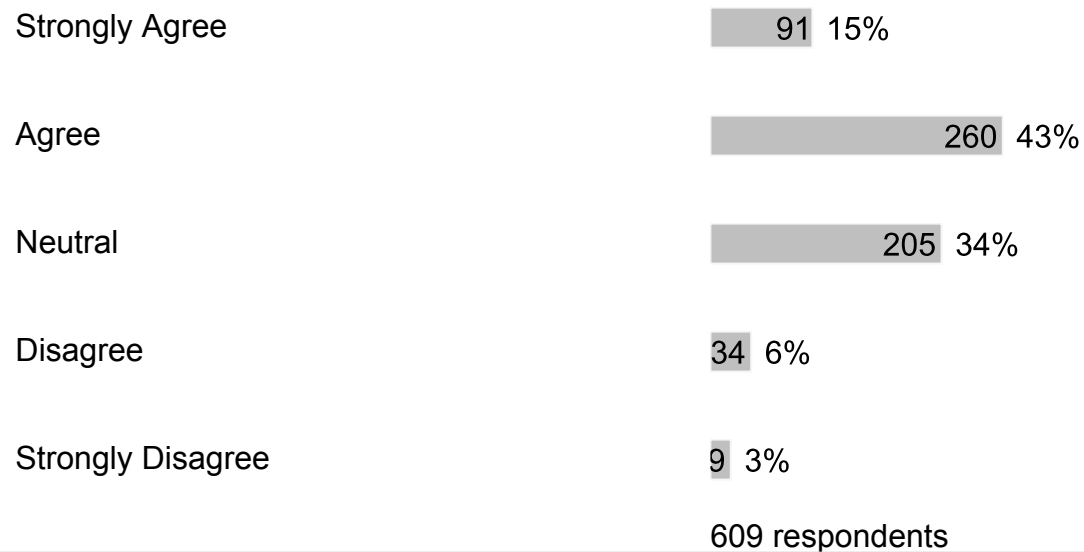


608 respondents


**3. In my school, adults treat students with respect.**



**4. In my school, students treat each other with respect.**



**5. My school provides me the support that I need.**

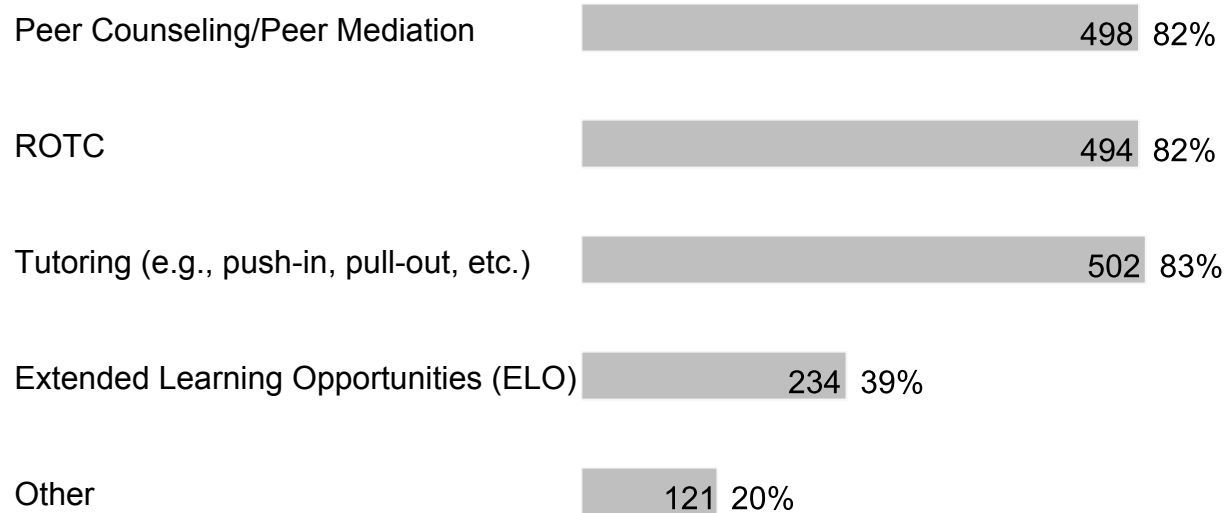


Agree	298	49%
Neutral	164	27%
Disagree	1	3%
Strongly Disagree	5	2%

609 respondents

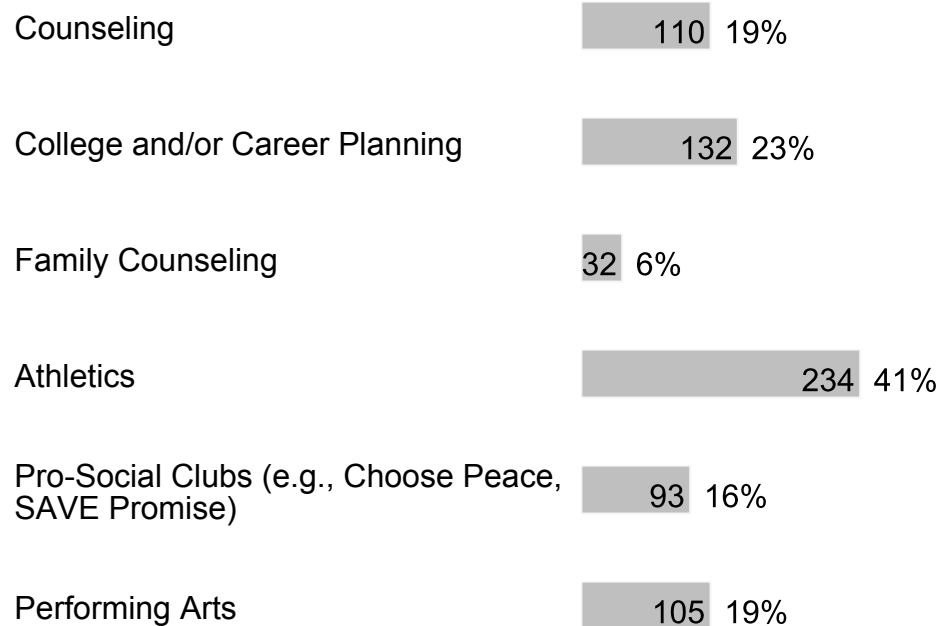
**6. At my school, the following programs/services are available (check all that apply):**

Counseling	546	90%
College and/or Career Planning	500	83%
Family Counseling	352	58%
Athletics	528	87%
Pro-Social Clubs (e.g., Choose Peace, SAVE Promise)	411	68%
Performing Arts	476	79%
Mentoring	509	84%
Academic/Social Clubs (e.g., SGA, Debate, NHS, First Priority, etc.)	513	85%



606 respondents

7. At my school, I participate in the following programs/services (check all that apply):



Mentoring	118	21%
Academic/Social Clubs (e.g., SGA, Debate, NHS, First Priority, etc.)	191	34%
Peer Counseling/Peer Mediation	61	11%
ROTC	110	19%
Tutoring (e.g., push-in, pull-out, etc.)	92	16%
Extended Learning Opportunities (ELO)	8	3%
Other	108	19%

565 respondents

8. These are the programs/services at my school that I value most or would value if they were available at my school (check all that apply):

Counseling	145	26%
College and/or Career Planning	168	30%
Family Counseling	54	10%
Athletics	208	38%

Pro-Social Clubs (e.g., Choose Peace, SAVE Promise)	104	19%
Performing Arts	100	18%
Mentoring	107	19%
Academic/Social Clubs (e.g., SGA, Debate, NHS, First Priority, etc.)	143	26%
Peer Counseling/Peer Mediation	84	15%
ROTC	85	15%
Tutoring (e.g., push-in, pull-out, etc.)	122	22%
Extended Learning Opportunities (ELO)	60	11%
Other	182	33%

552 respondents

**9. I am friends with other students at this school.**

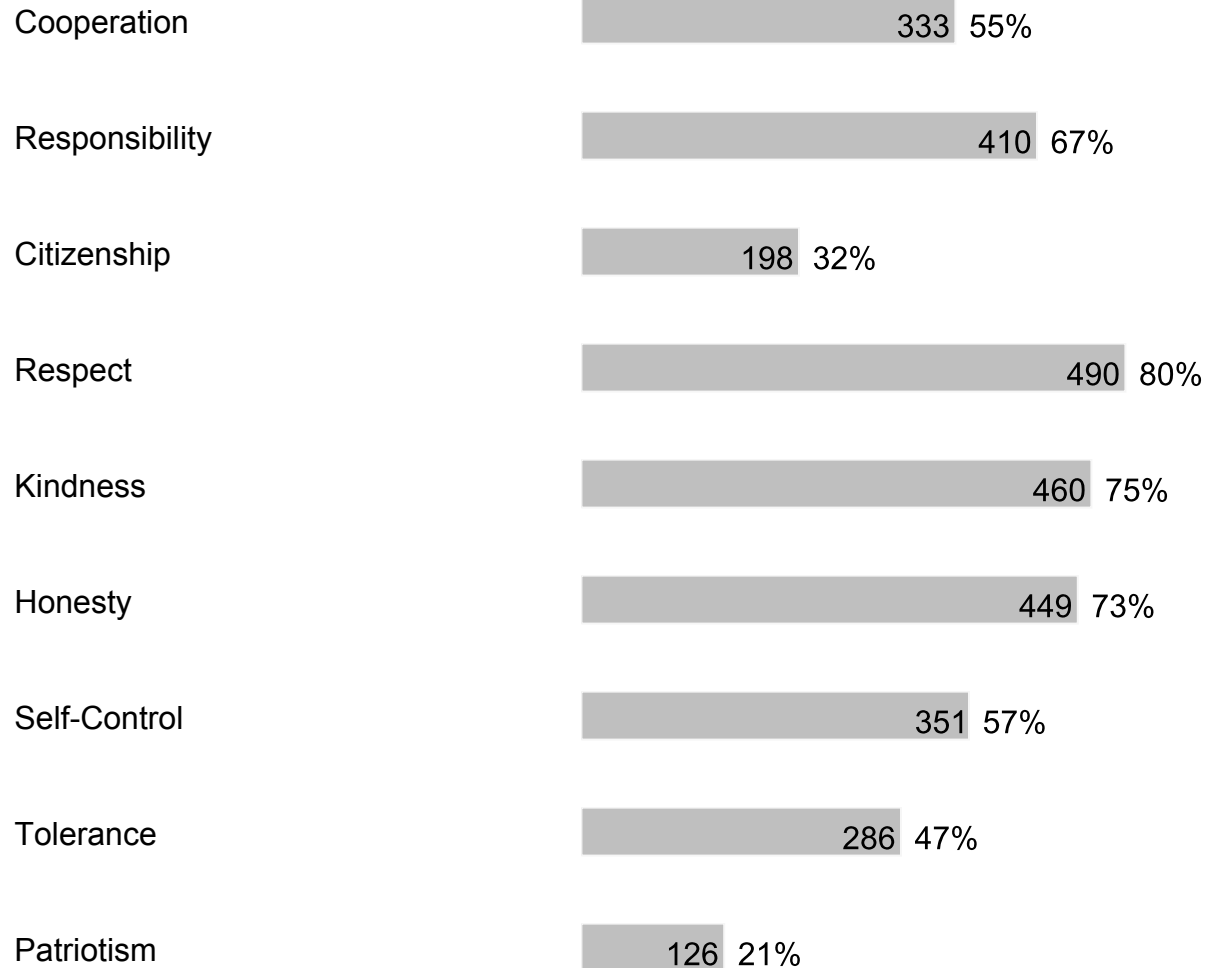
Strongly Agree	300	49%
Agree	239	39%
Neutral	59	10%

Disagree | 1%

Strongly Disagree | 1%


611 respondents

**10. Which character traits do you value the most in yourself and others? (check all that apply)**




611 respondents

**11. I receive acknowledgement and/or praise for my strengths or accomplishments by adults at my school.**



609 respondents

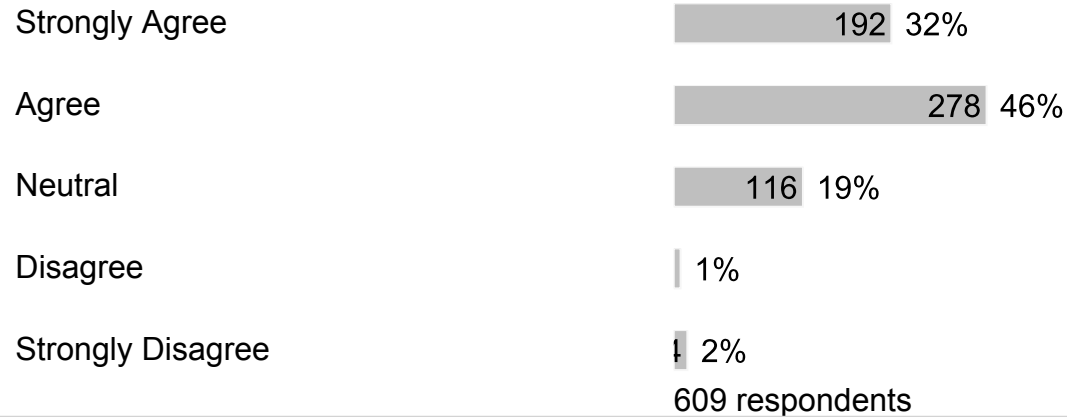
**12. I enjoy eating food prepared by the cafeteria.**



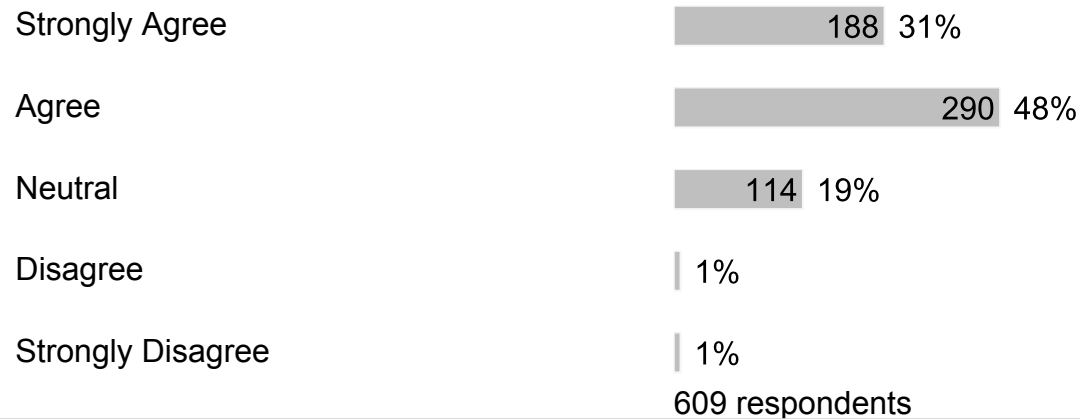
611 respondents

## G. Section 6

1. In my school, a high-quality education is offered.



2. My school provides me with challenging curriculum, uses a variety of teaching methods and learning experiences to develop the skills I need to succeed.

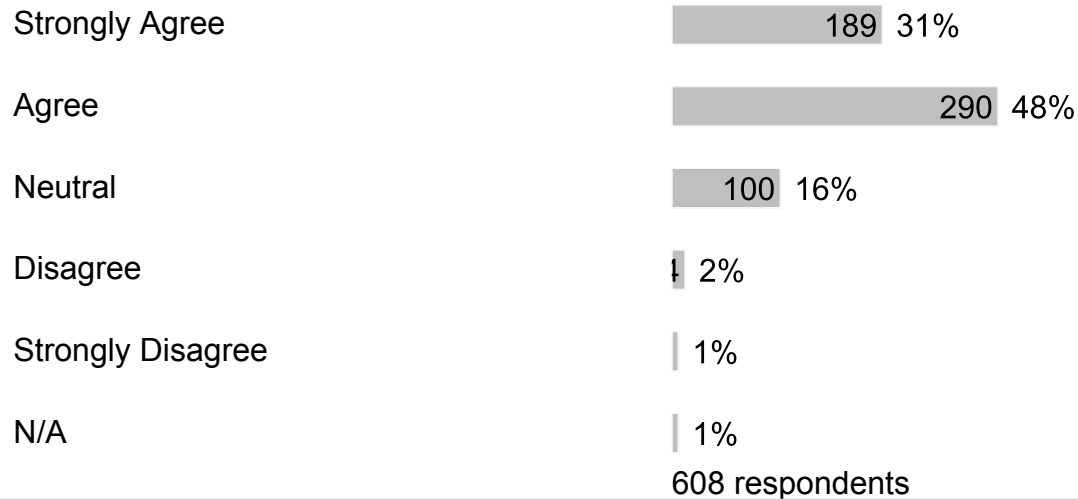


3. My school motivates me to set academic goals and learn new things.

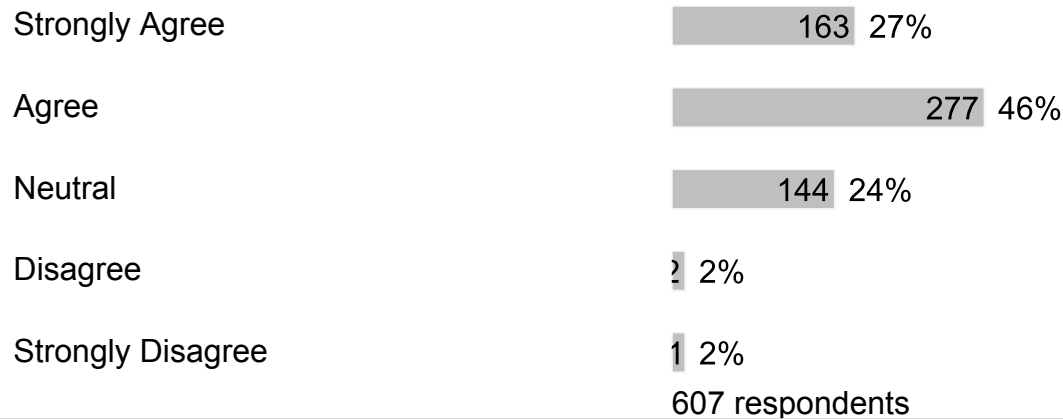




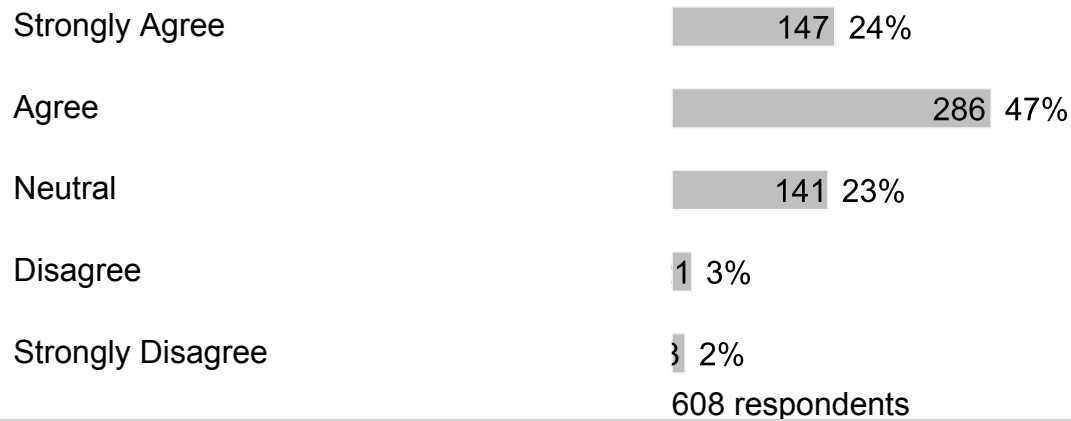
**4. My teachers use tests, projects, presentations, and portfolios to assess my understanding of what was taught.**



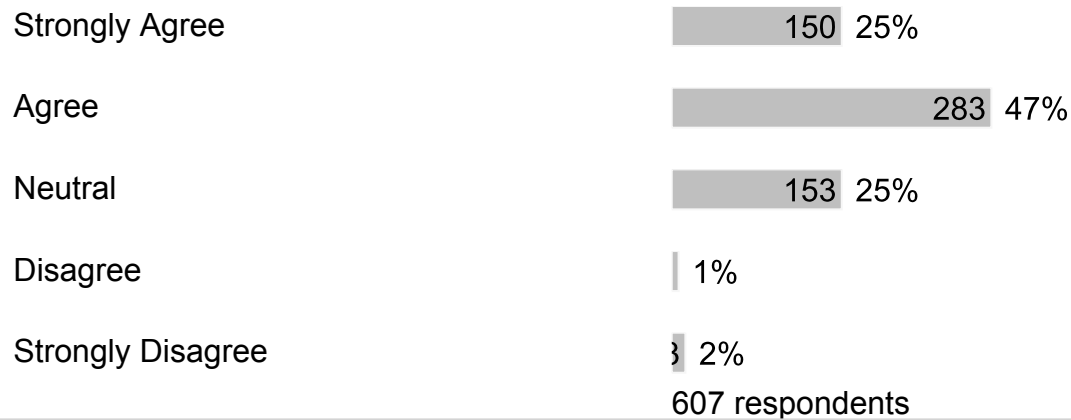
**5. My school prepares me for success in the next school year.**




**6. Lessons and materials in our school prepare us to be effective users of media and technology.**



**7.** In class, students spend considerable amounts of time actively engaged in learning (such as solving problems, discussing ideas, creating their own work, reading, writing, speaking and researching).



**8.** My teachers effectively engage students in the classroom and encourage creative thinking.



608 respondents

**9. There are few distractions during class.**

Strongly Agree	95	16%
Agree	231	38%
Neutral	215	35%
Disagree	45	7%
Strongly Disagree	1	3%

607 respondents

**10. Students are encouraged to work in groups regularly.**

Strongly Agree	112	19%
Agree	249	41%
Neutral	190	31%
Disagree	37	6%
Strongly Disagree	7	3%

605 respondents

**11. Teachers are generally fair when it comes to grading student work.**

Strongly Agree	91	15%
Agree	240	40%
Neutral	200	33%
Disagree	47	8%

Strongly Disagree 7 4%  
605 respondents

**12. I give class presentations or share my work with classmates.**

Strongly Agree 118 19%  
Agree 287 47%  
Neutral 166 27%  
Disagree 0 3%  
Strongly Disagree 5 2%  
606 respondents

**13. I work on assignments that challenge me and/or take more than one class period to complete.**

Strongly Agree 174 29%  
Agree 292 48%  
Neutral 122 20%  
Disagree 1 2%  
Strongly Disagree 1 2%  
608 respondents

**14. I complete meaningful homework to review what I learned in class and/or prepare for the next day's lesson.**

Strongly Agree 126 21%  
Agree 277 46%  
Neutral 160 26%

Disagree 7 4%

Strongly Disagree 6 3%

606 respondents

**15. I receive feedback about my work that helps me better understand what I'm learning.**

Strongly Agree 109 18%

Agree 254 42%

Neutral 178 29%

Disagree 45 7%

Strongly Disagree 8 3%

604 respondents

**16. I am provided opportunities to correct or improve my work.**

Strongly Agree 105 17%

Agree 248 41%

Neutral 193 32%

Disagree 34 6%

Strongly Disagree 4 4%

604 respondents

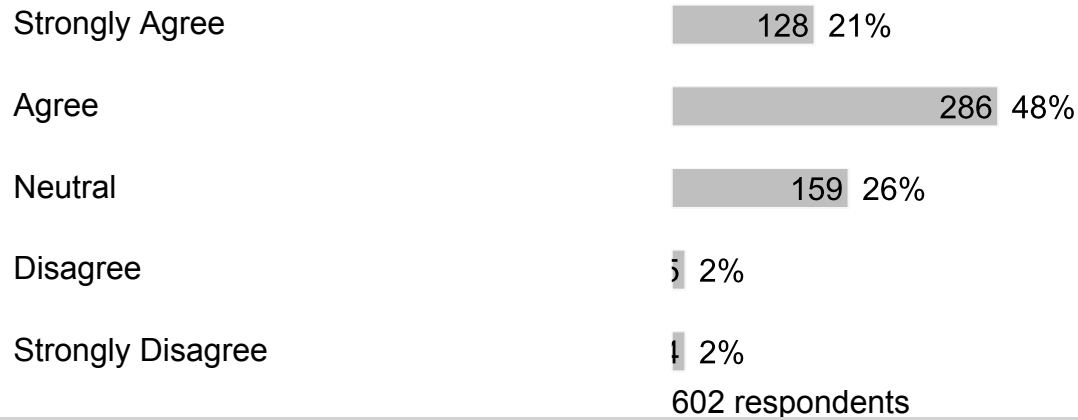
**17. I am provided opportunities to participate in class discussions and activities.**

Strongly Agree 138 23%


Agree 317 52%



**18. My teachers explain their expectations so I can be successful.**




**19. My teachers provide me with information about how well I am doing in school.**




**20. Teachers regularly post information online or send home a newsletter.**






**21. My teachers keep my family informed of my academic progress.**



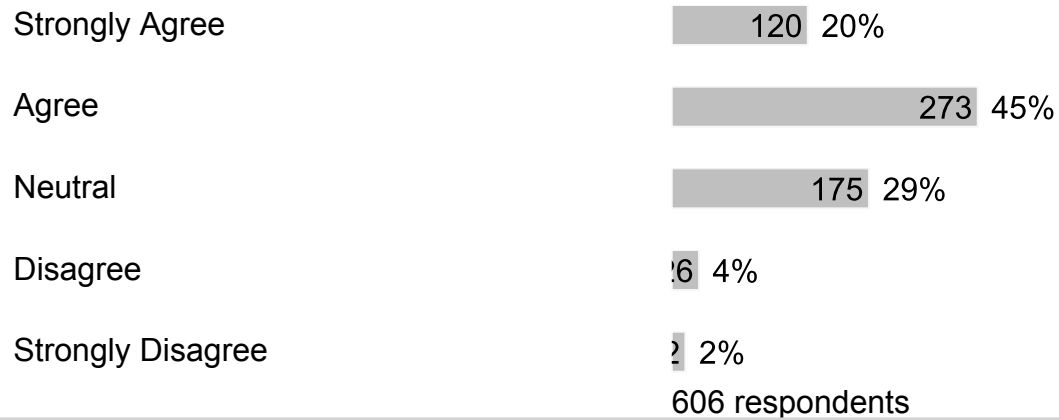
**22. My school considers students' opinions when changing rules/policies and planning ways to improve the school.**




**23. My school shares information about school success with my community.**



**24. Our school uses different ways to communicate what is happening to parents and students.**



**25. My school focuses on Customer Service (greeting with a smile and responding to questions and concerns within one business day).**



605 respondents

## H. Section 7

1. What else would you like to tell us about your school?

Free form text answers are available in the exported CSV report