

BCPS STUDENT (Grades 6-12) CUSTOMER SURVEY 2025

run on 09/19/2025



surveys



BCPS STUDENT (Grades 6-12) CUSTOMER SURVEY 2025

run on 09/19/2025

Custom Survey

1 survey(s) 948 response(s)

Report Filters

School:
N/A

Race:
N/A

Grade:
N/A

Gender:
N/A

Ethnicity:
N/A

Tag:
N/A

BCPS STUDENT (Grades 6-12) CUSTOMER SURVEY 2025

Demographics

Number of Responses | Percentages of Total Responses

1. Gender

Male	466	49%
Female	451	48%
Prefer not to answer	6	3%

943 respondents

2. Race

American Indian or Alaska Native	1	1%
Asian	9	2%
Black or African American	226	25%
Native Hawaiian or Other Pacific Islander	1	1%
White	412	46%

Multiracial 119 13%

Other 101 11%

893 respondents

3. Ethnicity

Hispanic 484 57%

Non-Hispanic or Latino 295 35%

Prefer not to answer 73 9%

852 respondents

4. Grade

Grade 6 0%

Grade 7 0%

Grade 8 0%

Grade 9 279 29%

Grade 10 205 22%


Grade 11 264 28%

Grade 12 195 21%


948 respondents

C. Section 2

1. I feel safe at my school.



2. I feel safe getting to and from my school.



3. *Note: Remember, this survey is anonymous, please report any bullying concerns to a trusted adult at your school. The next 10 questions ask about bullying. Bullying is when 1 or more students tease, threaten, spread rumors about, hit, shove, or hurt another student over and over again. It is not bullying when 2 students of about the same strength or power argue, fight or tease each other in a friendly way. During the past 12 months, have you ever been bullied on school property?

Yes 110 12%

No 838 88%

948 respondents

4. The primary location on school property where I was bullied during the last 12 months was:

On the school bus 1%

In the classroom 9 3%

In the cafeteria 1%

In the hallway 2%

In the restroom 5 2%

Other school area 5 2%

Does not apply to me 843 89%

942 respondents

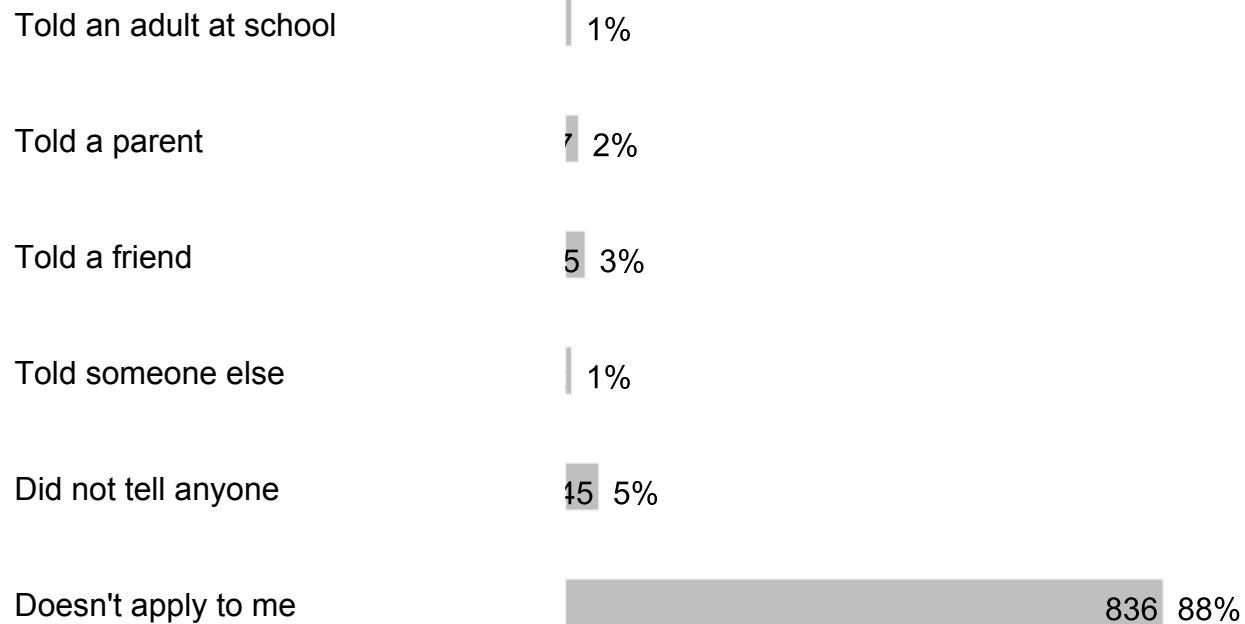
5. During the past 12 months, have you ever been electronically bullied? (Count being bullied through texting, Instagram, TikTok, Snapchat or other social media.)

Yes 76 8%

No 872 92%


948 respondents

6. After I was bullied, I:



948 respondents

7. After I told an adult at school about being bullied, the bullying:



948 respondents

8. A teacher or another adult at school taught our class about what bullying is this school year.

Yes 580 61%

No 368 39%

948 respondents

9. I think bullying is wrong.

Strongly Agree 486 51%

Agree 272 29%

Neutral 142 15%

Disagree 3 2%

Strongly Disagree 0 3%

948 respondents

10. I know different ways to intervene or help if bullying were occurring or going to occur.

Strongly Agree 195 21%

Agree 403 43%

Neutral 294 31%

Disagree 2 3%

Strongly Disagree 4 3%

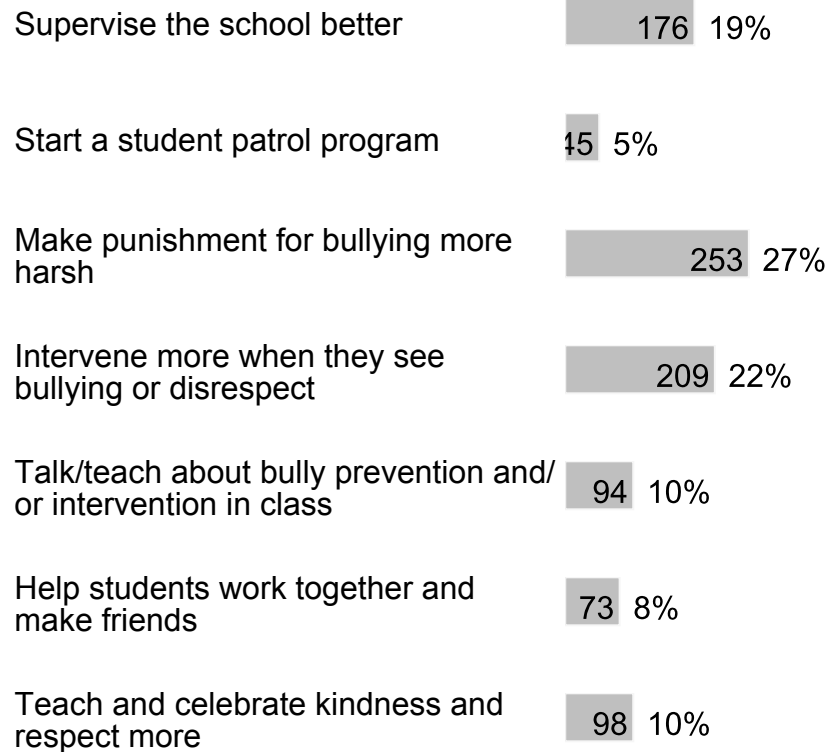
948 respondents

11. I would intervene or help if another student was being bullied.

Strongly Agree 195 21%

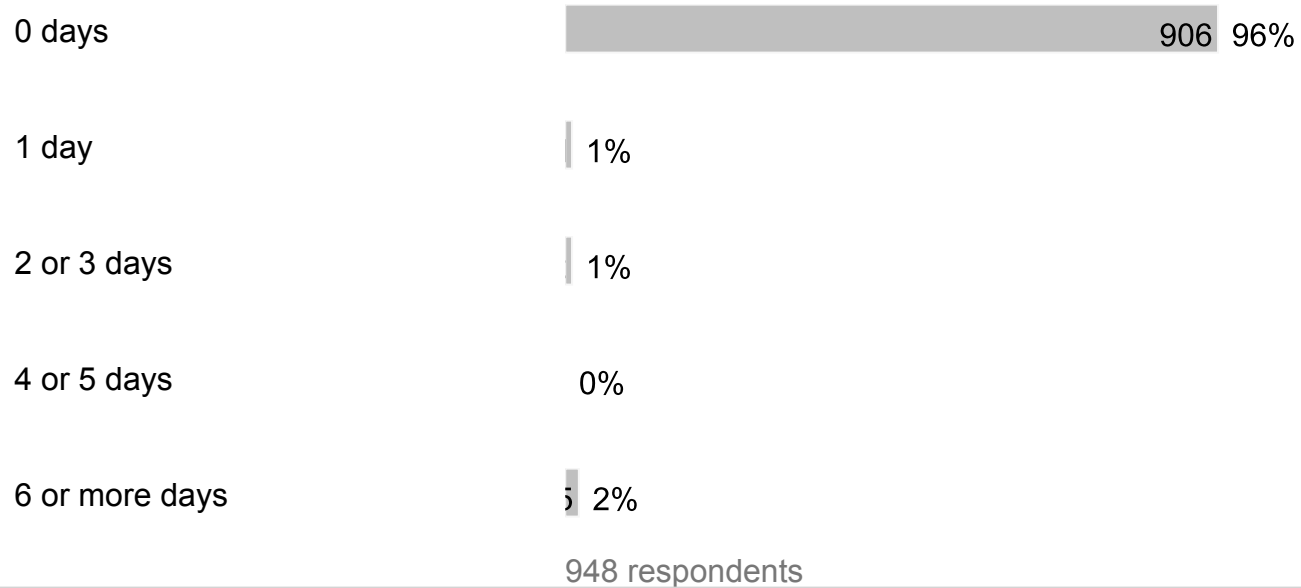


12. What can adults do to help stop bullying at school?

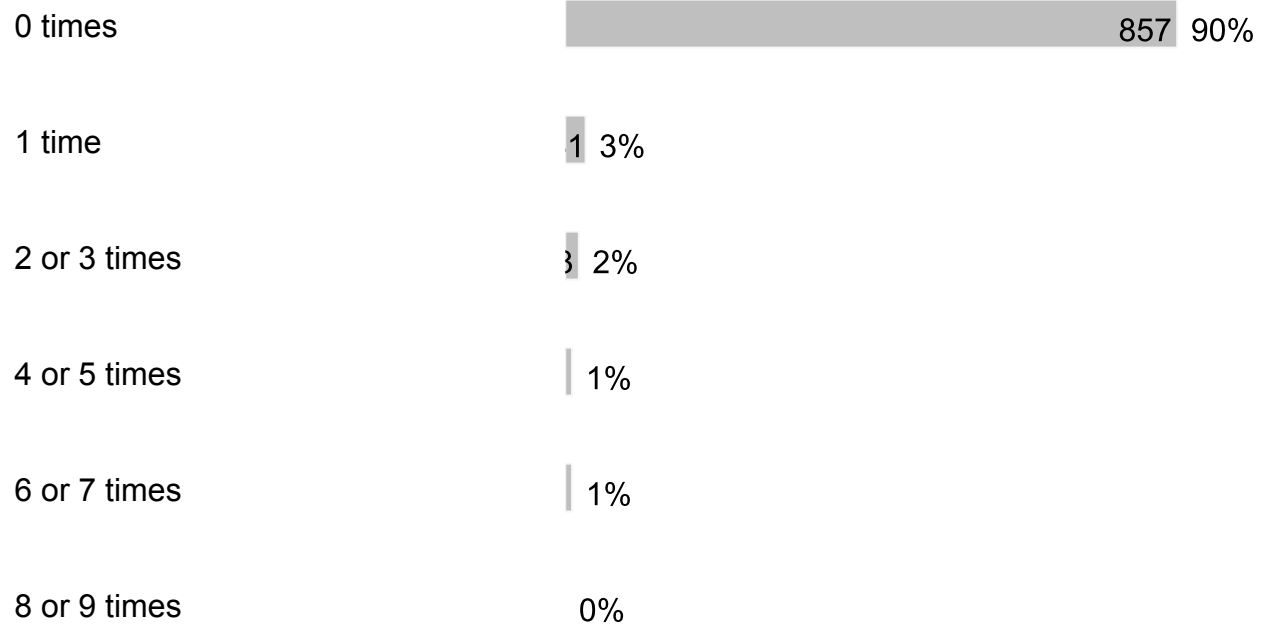


948 respondents

13. During the past 30 days, how many days did you carry a weapon such as a gun, knife or club on school property?



14. During the past 30 days, how many times have you been threatened by another student at school?



10 or 11 times 0%

12 or more times 2%

948 respondents

15. During the past 12 months, how many times were you in a physical fight on school property?

0 times 882 93%

1 time 2%

2 or 3 times 1%

4 or 5 times 0%

6 or 7 times 1%

8 or 9 times 0%

10 or 11 times 0%

12 or more times 2%

944 respondents

16. During the past 12 months, how many times did someone you were dating or going out with physically hurt you on purpose? (Count such things as being hit, slammed into something or injured with an object or weapon.)

I did not date or go out with anyone during the past 12 months 500 53%

0 times 375 40%

1 time 9 2%

2 or 3 times 1 2%

4 or 5 times 1 1%

6 or more times 7 3%

948 respondents

17. During the past 30 days, how many days did you have at least one drink of alcohol? (Alcohol includes drinking beer, wine, flavored alcoholic beverages and liquor such as rum, gin, vodka, whiskey, etc.) For the purpose of this question, drinking alcohol does not include drinking a few sips of wine for religious purposes.

0 days 869 92%

1 or 2 days 6 4%

3 or 5 days 1 1%

6 to 9 days 1 1%

10 to 19 days 1 1%

20 to 29 days 0%

All 30 days 1%

948 respondents

18. During the past 30 days, how many days did you use an electronic vapor product? (Electronic vapor products include JUUL, SMOK, Suorin, Vuse, blu e-cigarettes, vapes, vape pens, e-cigars, e-hookahs, hookah pens, mods, etc.)

0 days 899 95%

1 or 2 days 1%

3 or 5 days 0%

6 to 9 days 1%

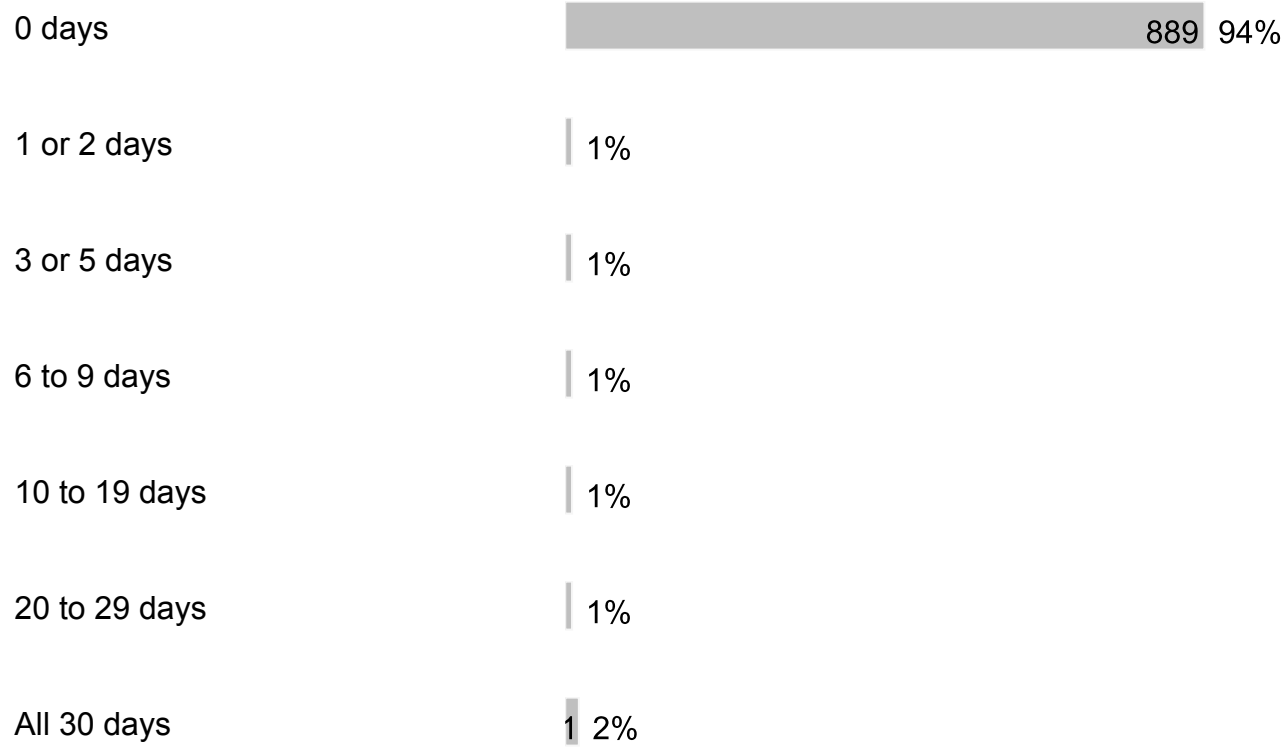
10 to 19 days 0%

20 to 29 days 1%

All 30 days 2%

948 respondents

19. During the past 30 days, how many days did you use marijuana (also called pot or weed)? Do not count CBD-only or hemp products, which come from the same plant as marijuana, but do not cause a high when used alone.



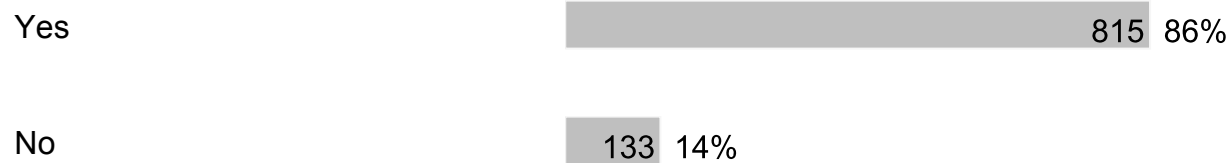
948 respondents

20. During the school year, I participated in alcohol, other drug or tobacco prevention activities or lessons.




948 respondents

21. I believe drinking alcohol is bad for your brain.



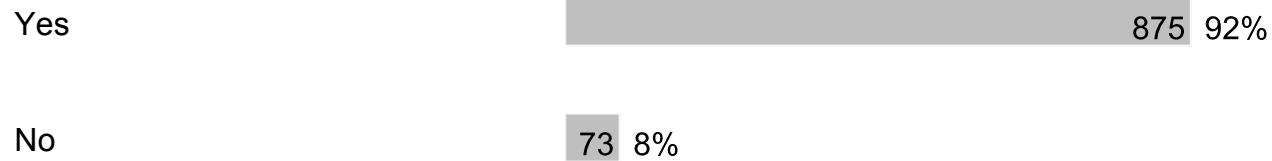
948 respondents

22. In your opinion, what percentage of Broward County students in grades 6 - 12 choose not to drink alcohol?



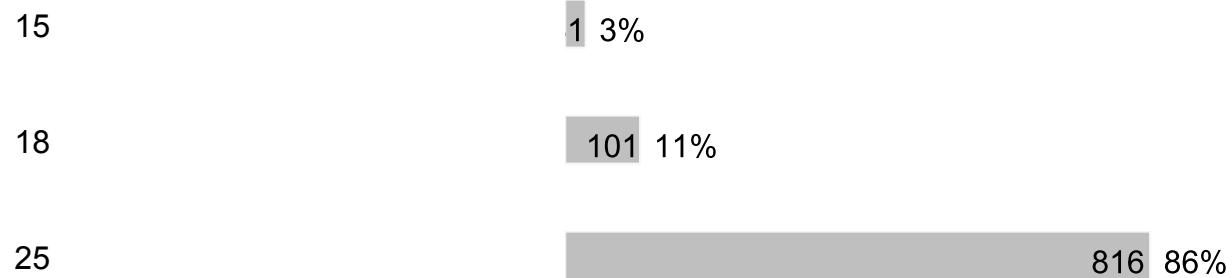
948 respondents

23. I believe using drugs are bad for your health.




948 respondents

24. At what age is a human brain fully developed?



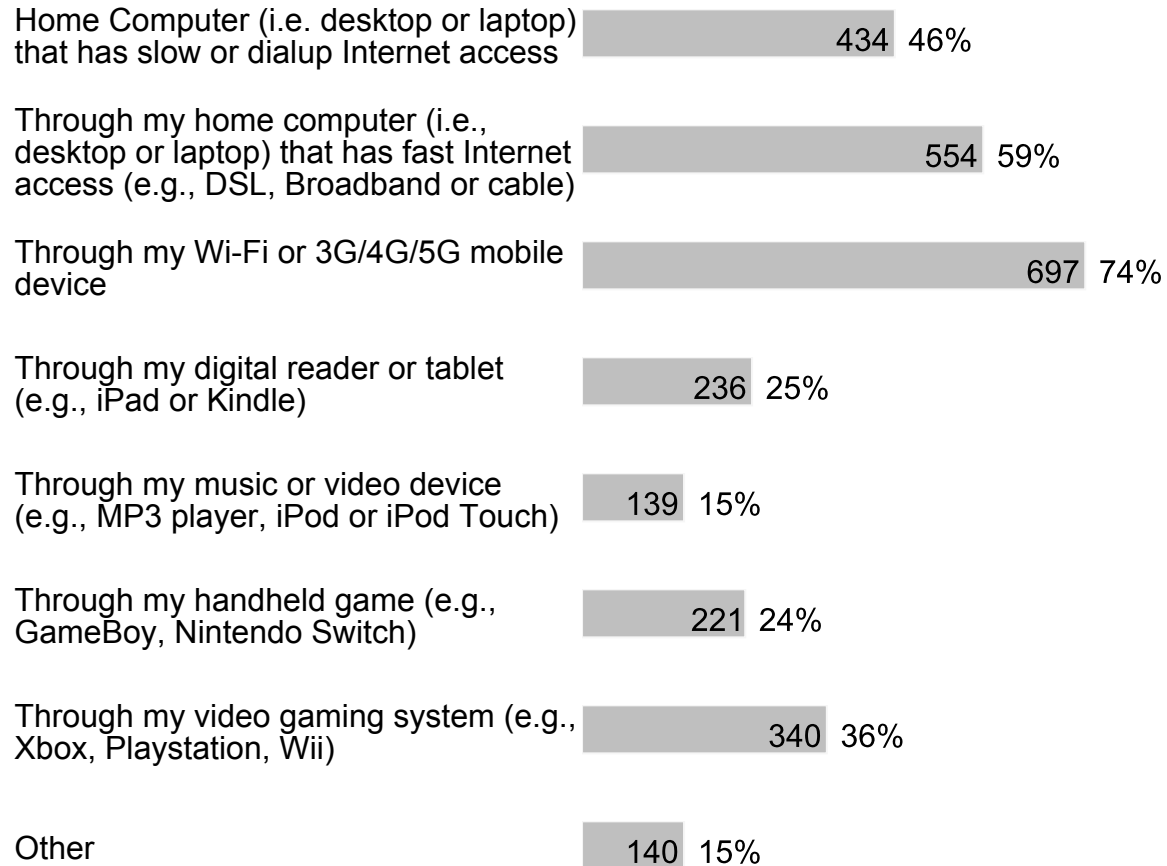
948 respondents

25. My school is clean and well-maintained.



D. Section 3

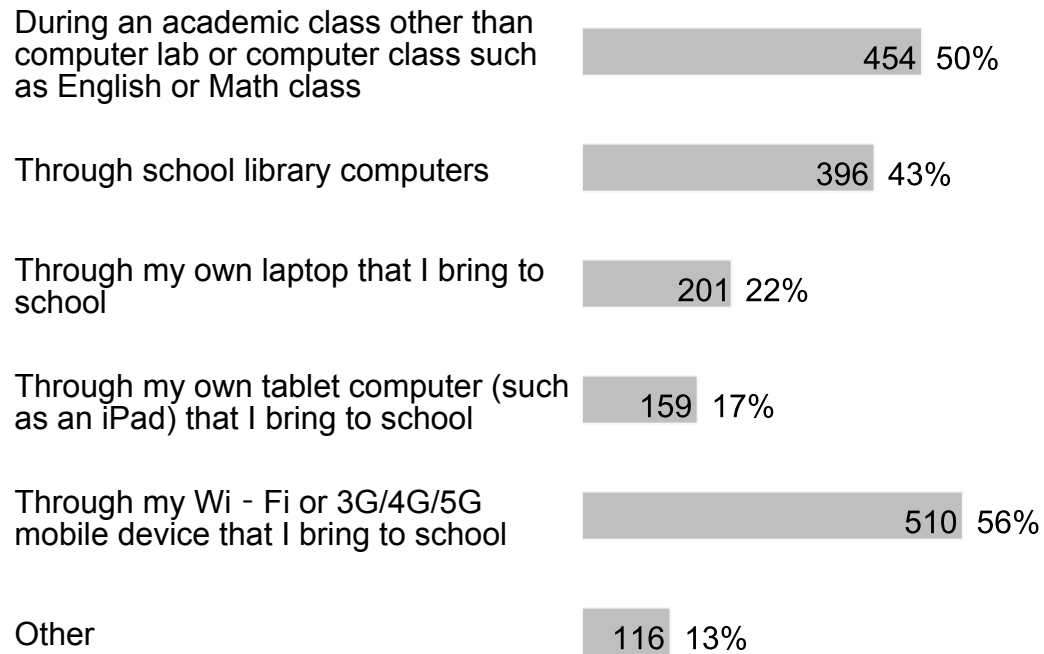
1. During a typical week, I have access to the internet at home in the following ways (check all that apply):



940 respondents

2. During a typical school day, I have access to the internet at school in the following ways (check all that apply):

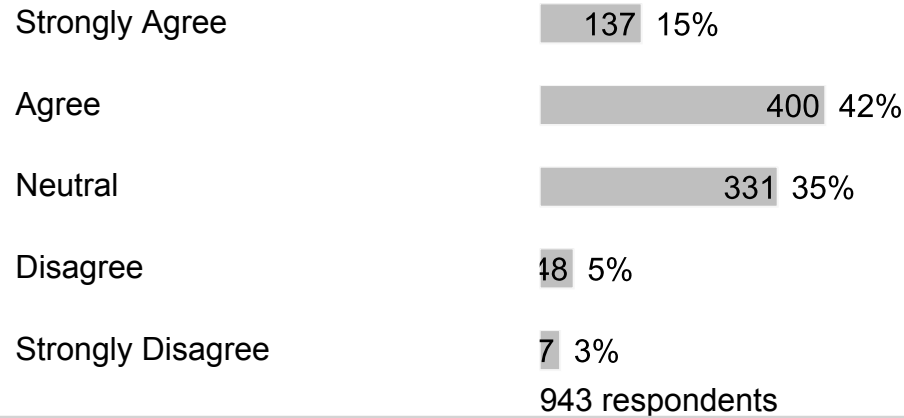




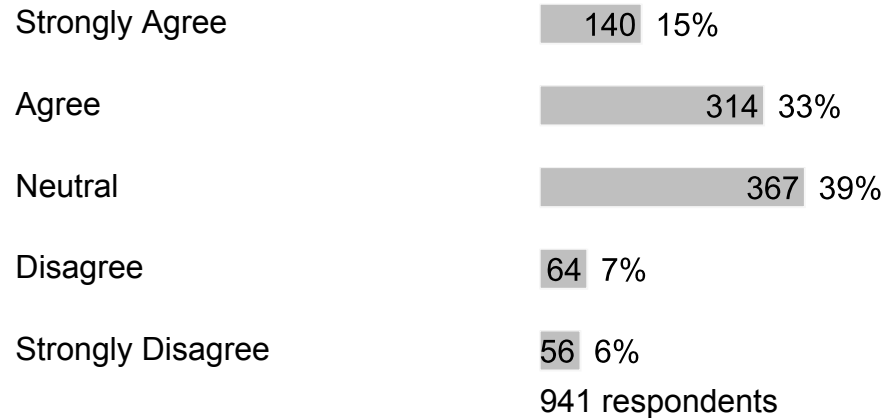
916 respondents

E. Section 4

1. My school provides sufficient material resources (books, supplies, technology, etc.) to meet my needs.



2. I would recommend my school to my friends.



F. Section 5

1. If I have a problem, I know who I can go to for help.

Strongly Agree	154	16%
Agree	383	41%
Neutral	310	33%
Disagree	59	6%
Strongly Disagree	16	4%

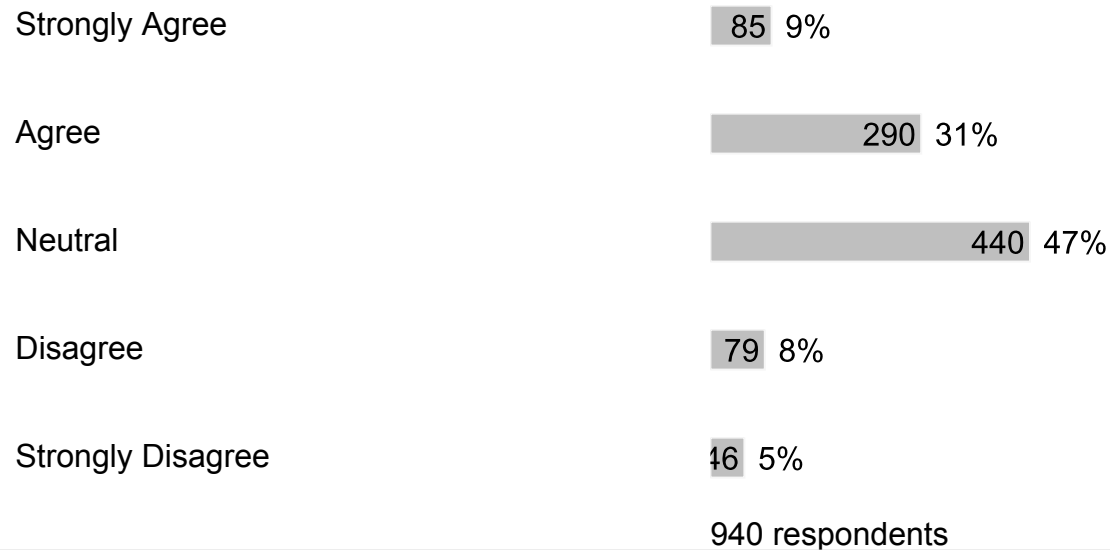
942 respondents

2. In my school, students treat adults with respect.

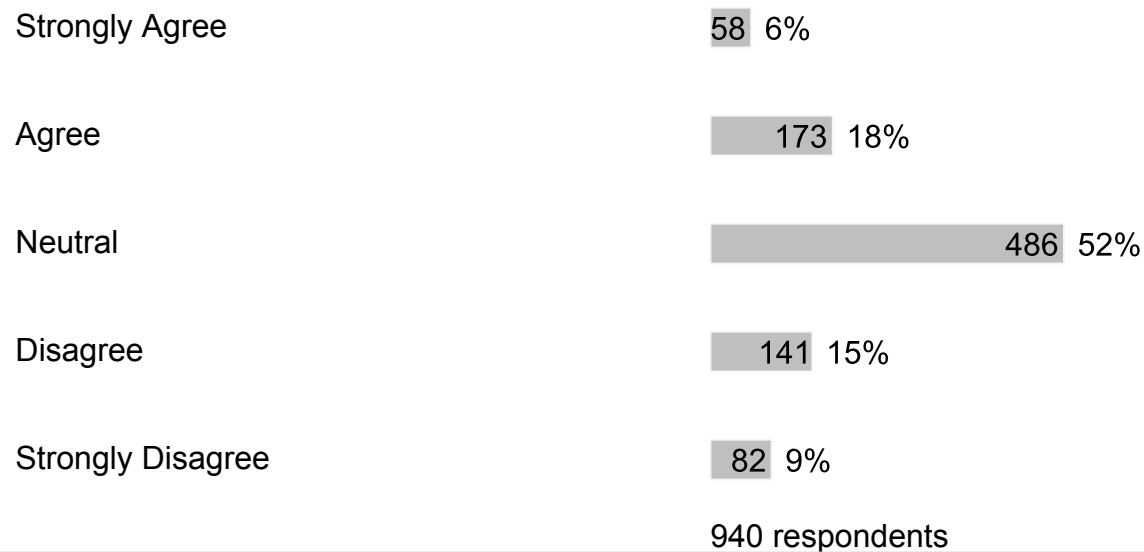
Strongly Agree	58	6%
Agree	195	21%
Neutral	461	49%
Disagree	146	16%
Strongly Disagree	79	8%

939 respondents

3. In my school, adults treat students with respect.



4. In my school, students treat each other with respect.



5. My school provides me the support that I need.

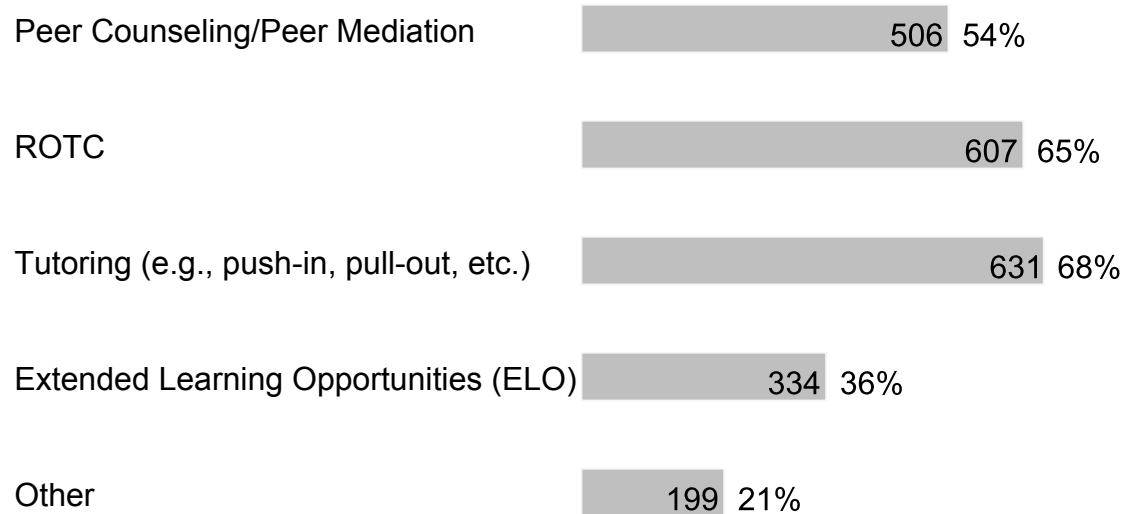


Agree	361	39%
Neutral	403	43%
Disagree	50	5%
Strongly Disagree	10	4%

937 respondents

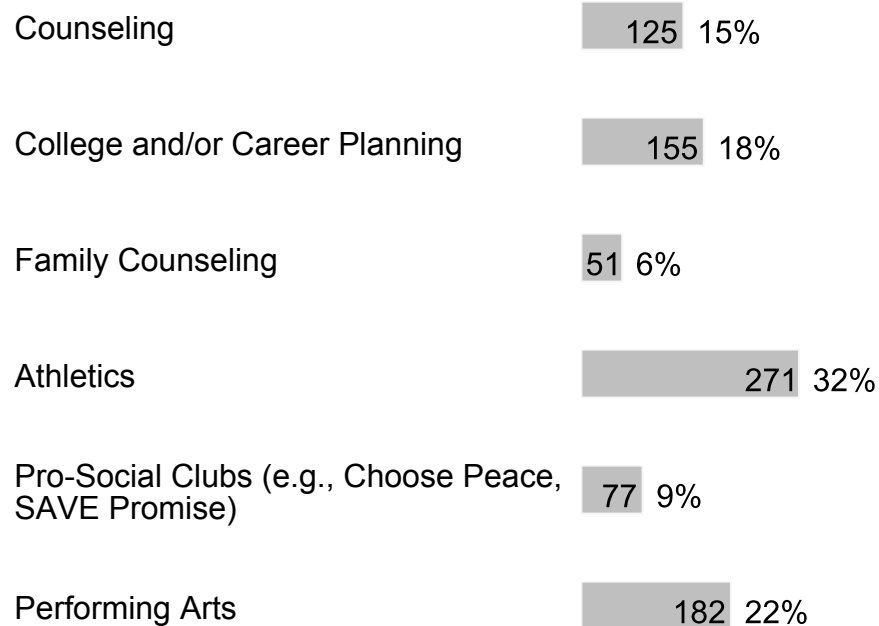
6. At my school, the following programs/services are available (check all that apply):

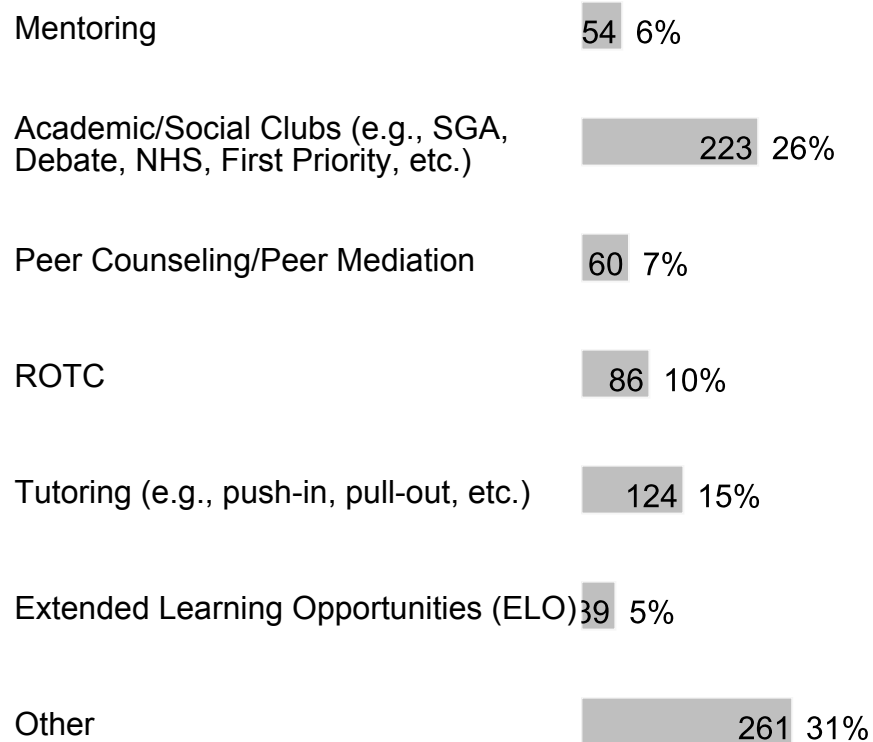
Counseling	732	79%
College and/or Career Planning	645	69%
Family Counseling	394	42%
Athletics	699	75%
Pro-Social Clubs (e.g., Choose Peace, SAVE Promise)	435	47%
Performing Arts	613	66%
Mentoring	420	45%
Academic/Social Clubs (e.g., SGA, Debate, NHS, First Priority, etc.)	603	65%



929 respondents

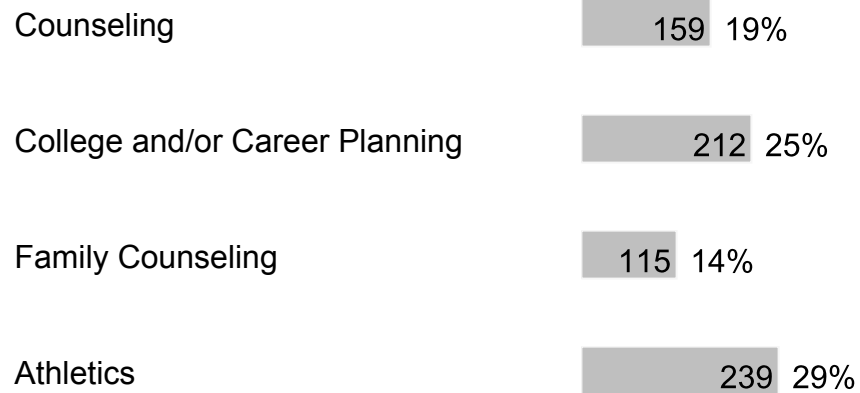
7. At my school, I participate in the following programs/services (check all that apply):





842 respondents

8. These are the programs/services at my school that I value most or would value if they were available at my school (check all that apply):



Pro-Social Clubs (e.g., Choose Peace, SAVE Promise)	107	13%
Performing Arts	145	17%
Mentoring	106	13%
Academic/Social Clubs (e.g., SGA, Debate, NHS, First Priority, etc.)	164	20%
Peer Counseling/Peer Mediation	91	11%
ROTC	98	12%
Tutoring (e.g., push-in, pull-out, etc.)	139	17%
Extended Learning Opportunities (ELO)	83	10%
Other	330	40%

832 respondents

9. I am friends with other students at this school.

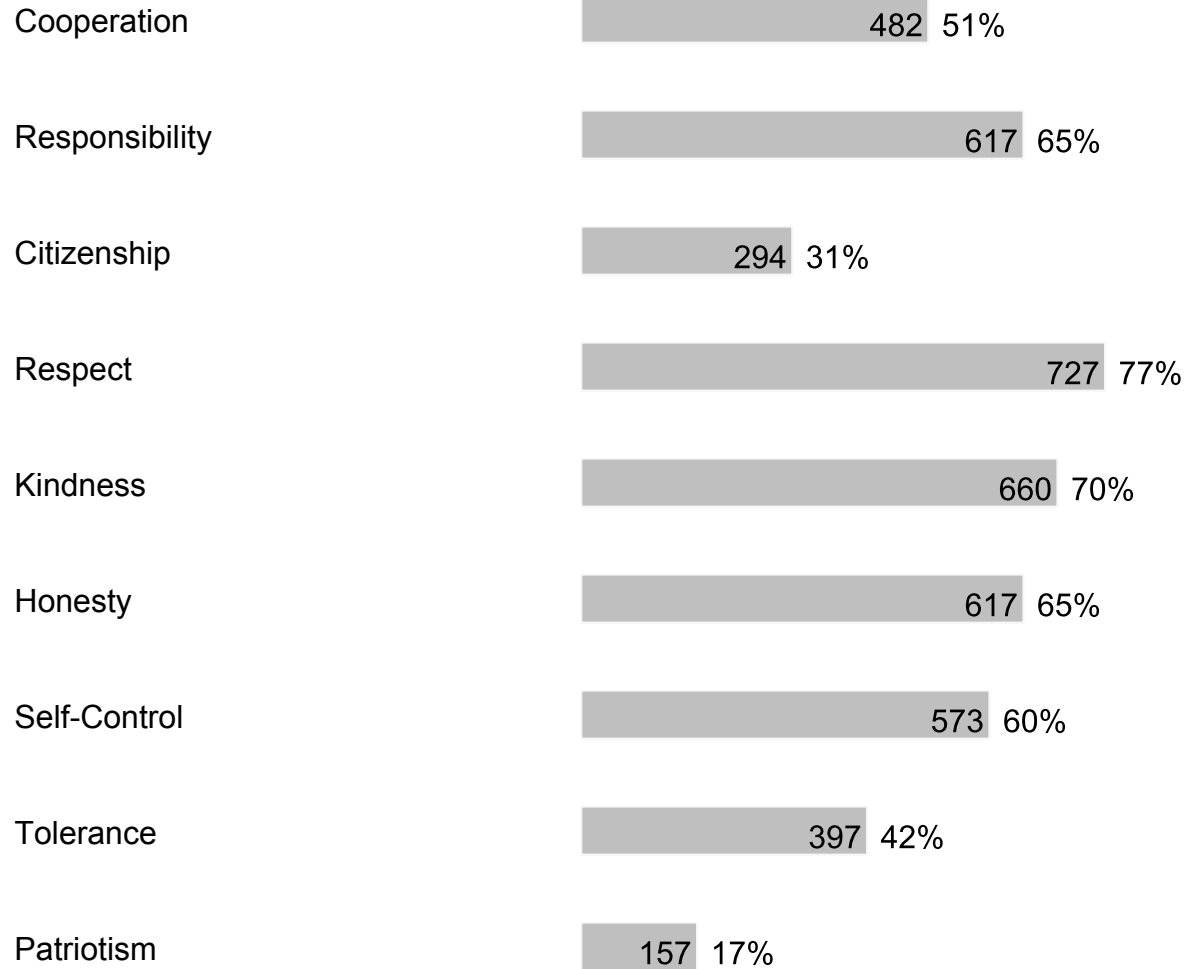
Strongly Agree	304	32%
Agree	401	42%
Neutral	202	21%

Disagree 7 2%

Strongly Disagree 4 3%

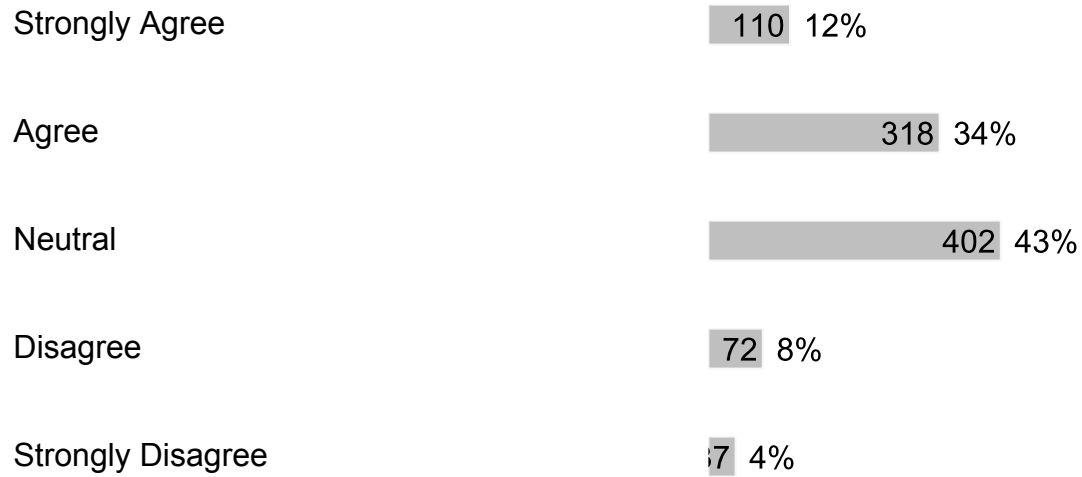
948 respondents

10. Which character traits do you value the most in yourself and others? (check all that apply)




948 respondents

11. I receive acknowledgement and/or praise for my strengths or accomplishments by adults at my school.



939 respondents


12. I enjoy eating food prepared by the cafeteria.




948 respondents

G. Section 6

1. In my school, a high-quality education is offered.



2. My school provides me with challenging curriculum, uses a variety of teaching methods and learning experiences to develop the skills I need to succeed.

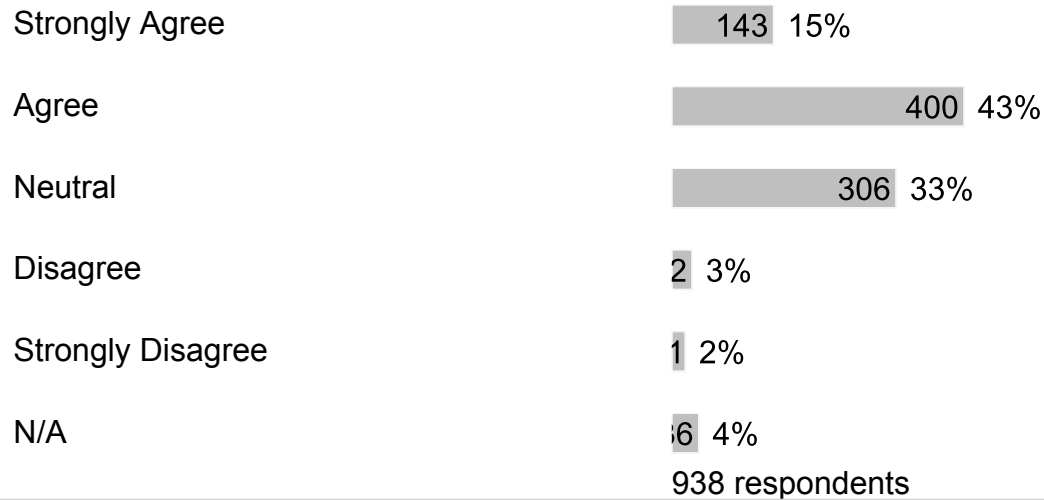


3. My school motivates me to set academic goals and learn new things.







4. My teachers use tests, projects, presentations, and portfolios to assess my understanding of what was taught.




5. My school prepares me for success in the next school year.




6. Lessons and materials in our school prepare us to be effective users of media and technology.



7. In class, students spend considerable amounts of time actively engaged in learning (such as solving problems, discussing ideas, creating their own work, reading, writing, speaking and researching).




8. My teachers effectively engage students in the classroom and encourage creative thinking.




936 respondents

9. There are few distractions during class.



937 respondents

10. Students are encouraged to work in groups regularly.



937 respondents

11. Teachers are generally fair when it comes to grading student work.



Strongly Disagree 50 5%
939 respondents

12. I give class presentations or share my work with classmates.

Strongly Agree 95 10%
Agree 331 35%
Neutral 425 45%
Disagree 56 6%
Strongly Disagree 1 3%
938 respondents

13. I work on assignments that challenge me and/or take more than one class period to complete.

Strongly Agree 125 13%
Agree 381 41%
Neutral 376 40%
Disagree 5 3%
Strongly Disagree 6 3%
933 respondents

14. I complete meaningful homework to review what I learned in class and/or prepare for the next day's lesson.

Strongly Agree 93 10%
Agree 341 36%
Neutral 423 45%

Disagree 14 5%

Strongly Disagree 14 4%

935 respondents

15. I receive feedback about my work that helps me better understand what I'm learning.

Strongly Agree 82 9%

Agree 318 34%

Neutral 424 45%

Disagree 66 7%

Strongly Disagree 14 5%

934 respondents

16. I am provided opportunities to correct or improve my work.

Strongly Agree 90 10%

Agree 343 37%

Neutral 420 45%

Disagree 17 5%

Strongly Disagree 13 4%

933 respondents


17. I am provided opportunities to participate in class discussions and activities.

Strongly Agree 95 10%

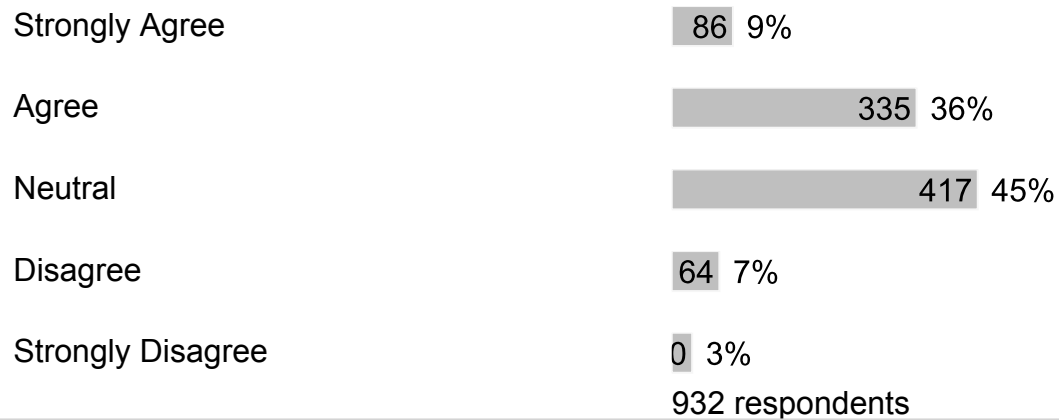
Agree 412 44%



18. My teachers explain their expectations so I can be successful.




19. My teachers provide me with information about how well I am doing in school.




20. Teachers regularly post information online or send home a newsletter.






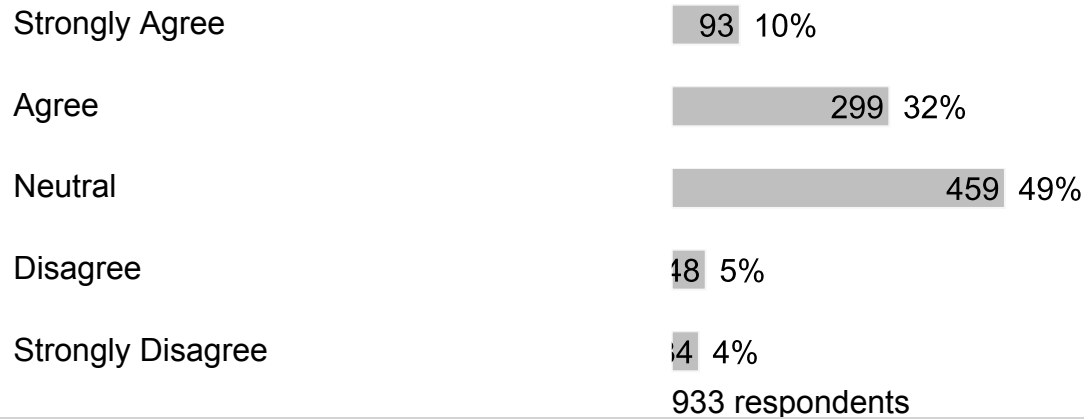
21. My teachers keep my family informed of my academic progress.



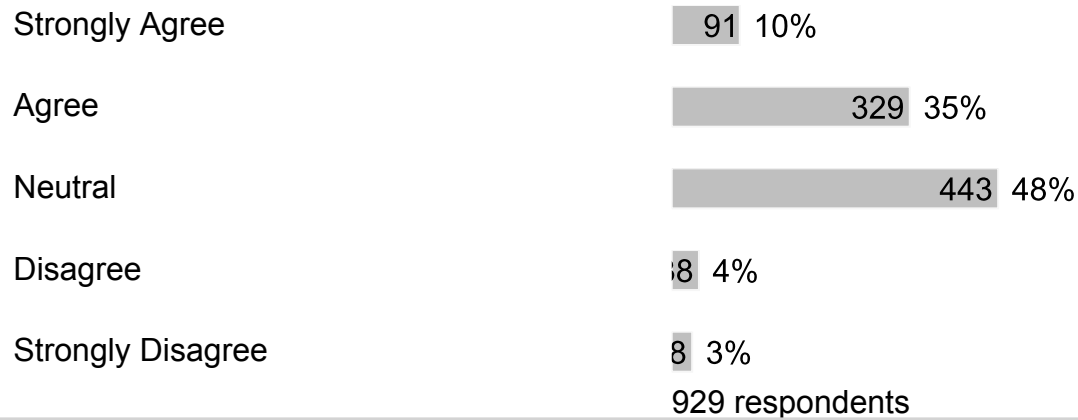
22. My school considers students' opinions when changing rules/policies and planning ways to improve the school.




23. My school shares information about school success with my community.



24. Our school uses different ways to communicate what is happening to parents and students.



25. My school focuses on Customer Service (greeting with a smile and responding to questions and concerns within one business day).



932 respondents

H. Section 7

1. What else would you like to tell us about your school?

Free form text answers are available in the exported CSV report