



Schoolwide Positive Behavior Plan (SPBP)
Broward County Public Schools



SY 2025 – 2026

School Name:	Riverland Elementary
School Number:	0151

Please refer to the SPBP Canvas Resource page to access video tutorials, guidance, and resources for completing the 2025-2026 SPBP template. [i](#)

CRITICAL ELEMENT # 1: Active Team with Administrative Participation

1A. Integrated MTSS School-Leadership Team Members

Title	First and Last Name	Title	First and Last Name
1. Administrator	Oslay Gil	7. Security Specialist/ Campus Monitor	Officer Polk
2. Point of Contact	Yesenia Sanchez	8. Social Worker	Victor Mora
3. BTU Representative	Pat Taylor	9. School Nurse	Sheila Smith O'brien
4. Parent/Community Representative	Terry Utokia	10. Attendance Manager	Christine Ammann
5. Student Representative	Elementary School	11. Life Skills & Wellness Liaison	Whitney Toussaint
6. School Counselor	Whitney Toussaint	12. Resiliency Liaison	Whitney Toussaint

*Optional Team Member(s): Family Therapist, Grade Level/Content Area Representatives, Clerical, Custodial, Food/Nutrition

1B. Schedule of quarterly team meetings.

Meeting Objectives:

1. Progress monitor the action steps indicated in Critical Element #9.
2. Collect & analyze student outcome data using the 4 Step Problem Solving Process.

Quarter	PBIS Data Meeting Dates	PBIS Data Meeting Times		Faculty and Staff Data Communication/Presentation Dates
1 st	Click to enter a date.	8/29/25	➡	8/15/2025
2 nd	Click to enter a date.	10/03/25	➡	9/12/2025
3 rd	Click to enter a date.	12/12/25	➡	11/21/2025
4 th	Click to enter a date.	03/06/26	➡	2/13/2026

CRITICAL ELEMENT # 2: Faculty & Stakeholder Commitment

2. Team communication/presentation of new SPBP to staff and stakeholders

Action Steps:	Dates
Present the 2025-26 SPBP to staff (<i>prior to April 30, 2025</i>)	4/11/2025
Hold a <i>faculty</i> vote on the new SPBP (<i>prior to April 30, 2025</i>)	4/25/2025
Provide training to faculty and staff (<i>prior to September 30, 2025</i>)	9/12/2025
Present the 2025-26 SPBP to family and community stakeholders (<i>prior to September 30, 2025</i>)	9/19/2025

CRITICAL ELEMENT # 3: Data Collection and Analysis

3A. Core Effectiveness: Use current 2024-2025 school year behavior data as listed in Focus.

- Review your referral data YTD in Focus – Discipline Reports – *Students with Referrals*.
- Complete the yellow highlighted cells.
- Auto-calculate the “% of Total Population” by clicking on each “! Zero Divide” in the cells and pressing “F8 + F9”.
- Determine if the core is effective in all three areas.

TOTAL Population:		% of Total Population	Core Effectiveness	
# Referrals:	# of Students:			
I. 0 - 1 referrals		465	Are your 0 – 1 referral > 80%?	<input checked="" type="checkbox"/> Yes <input type="checkbox"/> No
II. 2 - 5 referrals (at risk students)		11	Are your 2 - 5 referrals <15%?	<input checked="" type="checkbox"/> Yes <input type="checkbox"/> No
III. > 5 referrals (high-risk students)		12	Are your >5 referrals <5%?	<input checked="" type="checkbox"/> Yes <input type="checkbox"/> No

3B. Core Effectiveness Action Steps:

If you answered “Yes” to I, II, and III above, then your core is effective. Based upon table 8A, is your core effective?	<input checked="" type="checkbox"/> Yes <input type="checkbox"/> No
Answer either (a) or (b): (a) If your core is effective, then identify action steps your school leadership team should continue to take for early identification of at risk or high-risk students. (b) If you answered “No” to at least one of the items above (I, II, or III) then indicate the supports and interventions and action steps your school leadership team will implement <i>at the beginning</i> of the next school year to improve core strength:	
Core Effectiveness Action Steps: <i>(3-4 detailed steps)</i>	
<ol style="list-style-type: none"> Rules will be visible in all rooms. Teachers will review the rules daily. Teachers refer to the rules as they change settings such as playground, hallway, etc. Schoolwide Positive Behavior Intervention Plan implementation and monitoring. Growth Mindset and ReThink ED lessons implemented weekly. 	

3C. Disproportionality is often measured with the relative risk statistic calculation (Relative Risk Ratio = RRR), a measure that indicates the probability of a certain event (e.g., referrals) for one subgroup when compared to all other subgroups.

Relative Risk Ratio calculations are coming soon with the Focus Data System migration.

3D. Disproportionality Action Steps:

What activities/initiatives/programs will your school leadership team implement to prevent disproportionate discipline outcomes within sub-group populations (race, SWD, ELL)?
Disproportionality Action Steps: <i>(3-4 detailed steps)</i>
<ol style="list-style-type: none"> Identify subgroups with disproportionate discipline during the quarterly meetings. Provide support and preventive interventions to identify students. Provide classroom lessons and/or small group interventions that are targeted towards student groups. Share data schoolwide during behavior assemblies.

CRITICAL ELEMENT # 4: Schoolwide Expectations & Location-based Rules

- 4A.** Top five behavior incidents: **Use current 2024-2025 school year behavior data** as listed in Focus.
- (a) Review your referral data YTD in Focus – Discipline – Category Breakdown – *Highest Discipline Code*.
 - (b) Complete the chart by identifying the top five behavior incidents and the number of incidents for each type.
 - (c) Complete the yellow highlighted cells.
 - (d) Auto-calculate the total # of referrals by clicking on “0” and pressing “Fn + F9” together.

Top 5 Behavior Incidents Current Year 2024-2025	# Incidents
1. Disobedience/Insubordination	68
2. Habitual Defiance	45
3. Fight/Minor Altercation	30
4. Out of Assigned Area	21
5. Battery Low Level	20
TOTAL	184

- 4B.** School-wide expectations are 3 – 5 positive characteristics (*not behaviors*) that counteract the top school-wide misbehaviors in section 3A. ALL people on campus are expected to model these expectations.

Schoolwide Expectations
1. Show Respect
2. Tolerate Individual Differences
3. Always Do My Best
4. Ready to Learn

- 4C.** Top three school-wide locations: **Use current 2024-2025 school year behavior data** as listed in Focus.
- (a) Review your referral data YTD in Focus – Discipline – Category Breakdown – *Location*.
 - (b) Complete the chart by identifying the top three schoolwide locations, excluding classroom and the number of incidents for each location.

Top 3 Locations, excluding Classroom:	
School Location(s)	# Incidents
1. Hallway	18
2. Cafeteria	7
3. School Grounds	4

4D. Expectations and Rules Chart for common areas of school campus:
 This chart is posted in all classrooms and used to teach students during behavior lessons.

Schoolwide Expectations and Location-based Rules				Completed by each teacher:
Schoolwide EXPECTATIONS	Hallway Rules	Cafeteria Rules	Playground Rules	Classroom Rules
Respect Everyone	Walk in a straight line	Keep hands, feet, and objects to yourself	Keep hands and feet to yourself	
Respond with Kindness	Walk with hands by your side Face forward	Clean your eating space and pick up trash around your area	Use kind words	
Rise to the Challenge	Conversation level 0	Use a level 1-2 voice	Wear your ID badge	
Remember to be Safe	Have your ID badge visible at all times	Immediately inform an adult of any spills	Wait for your turn without pushing or touching anyone else.	
Rethink your Choices	Walk on the right side of the hallway	Raise your hand to get the attention of an attendant/adult	Listen and watch for the signal from the teacher	

CRITICAL ELEMENT #5: Teaching Behavior

5A. At least one lesson plan for **each** schoolwide expectation above is distributed to instructional staff during pre-planning week and are maintained in the SPBP Binder.

Dates when the schoolwide expectations lesson plans are taught by instructional staff and noted in lesson plans:			
	Date(s)	Time:	Location(s):
Start of School Year	8/13/2025 – 8/14/25	During K-2 and 3-5 assemblies	Cafeteria
After Winter Break	1/6/2026	During K-2 and 3-5 assemblies	Cafeteria
After Spring Break	3/24/2026	During K-2 and 3-5 assemblies	Cafeteria

5B. At least one Rules Lesson Plan for **each** common location is distributed to instructional staff during pre-planning. This is aligned to the **Schoolwide Expectation/Location-based Rules** chart in section 4D. Location-based rules should be taught and reinforced in the context of the location at the beginning of the year, after long breaks, and throughout the year as necessary.

Dates when the rules lesson plans for common locations are taught by instructional staff and noted in lesson plans:			
Common Location	Hallway Rules	Cafeteria Rules	Select location
Lesson Plan Dates			
Start of School Year	8/13/2025	8/13/2025	8/14/2025
After Winter Break	1/8/2026	1/8/2026	1/8/2026
After Spring Break	3/25/2026	3/25/2026	3/25/2026

5C. Prevention programs and other schoolwide student support initiatives can be used to proactively teach positive behavior and prosocial skills. Use this chart to plan for how you will use District supported programs and initiatives to promote positive behavior on campus.


Program/Initiative	Plan Details			
	When will it be taught?	Who will teach it?	How will it be implemented? <i>2-3 sentences</i>	How will it be monitored for effectiveness?
Resiliency Curriculum	Once a month	Classroom teacher and school counselor	Lessons are available to teachers. School counselor will work with teams to develop a calendar for the school year with lessons once a month and activities weekly.	The school counselor will monitor.
Life Skills & Wellness	Once a month	Classroom teacher and school counselor	Lessons are available to teachers. School counselor will work with teams to develop a calendar for the school year with lessons once a month and activities weekly.	School counselor will monitor.

CRITICAL ELEMENT # 6: Recognition Programs

6A. The schoolwide recognition system focuses on reinforcing schoolwide expectations OR a specific location where referrals often occur. The recognition should be used to encourage, acknowledge, and reinforce students to exhibit positive behaviors.

Identified Schoolwide Expectation OR Specific Location: [Click here to enter Expectation OR Location](#)

4 Step Problem Solving Process	Plan Details
<p>1. Problem Identification: Review your behavior data to identify one school-wide problem. What problem did you identify? <i>(use numerical data)</i></p>	<p>Data used: FOCUS Data</p> <p>Problem Identification Statement: 68 Referrals for Disobedience and Insubordination were serviced year to date.</p>
<p>2. Problem Analysis: Why do you think this problem is occurring? What is your goal? <i>(create a SMART goal statement with numerical data)</i></p>	<p>Hypothesis: Although the schoolwide expectations and classroom rules are posted in every class, there is evidence that teachers are not referring to the expectations and rules daily. In addition, we are lacking in schoolwide and classroom incentives.</p> <p>SMART Goal Statement: Students will follow school rules and procedures aligned with school expectations in order to earn Raccoon Reward points, which will result in a 30% decrease of referral for disruptive unruly behavior.</p>
<p>3. Intervention Design: Describe how you will implement a positive reward program/system to decrease this problem.</p>	<p>Type of Program/System: Point system</p> <p>Description of Program/System: Students will be rewarded Raccoon Reward point tickets for following schoolwide expectations and rules. Tickets can be redeemed for prizes from the Raccoon Store. Prizes vary depending on grade level and student interests.</p>
<p>4. Evaluation: A. Implementation fidelity</p>	<p>How will you monitor the fidelity (consistency and effectiveness) of the staff's implementation of the reward program/system? (2-3 sentences) Fidelity will be monitored by tracking the number of student tickets redeemed at the Raccoon Store. This data will be tracked by teacher, students, and location earned in order to determine level of participation by staff and monitor effectiveness. This data will be cross-referenced with referral incident data to further determine effectiveness.</p>
<p>B. Student outcome monitoring <i>(use numerical data)</i></p>	<p>How will you know if the reward program/system is positively impacting students? What measurable data will you use to determine "success"? (2-3 sentences) Raccoon Rewards will be tracked by teacher, students, and the location earned in order to determine level of participation by staff and monitor effectiveness. This data will be cross-referenced with referral incident data to further determine effectiveness</p>

6B. *Character Education* is an educational and award program utilized to teach and recognize students who display positive character traits each month. Please refer to the BCPS website for lesson plans, videos and additional resources to support this recognition program at your school. 

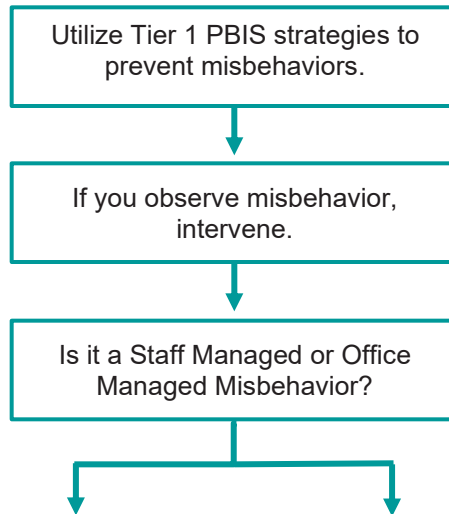
Monthly Character Traits	Plan Details
	How will you recognize <i>Kids of Character</i> each month? (2-3 sentences)

1. September: Cooperation
2. October: Responsibility
3. November: Citizenship
4. December: Kindness
5. January: Respect
6. February: Honesty
7. March: Self-Control
8. April: Tolerance

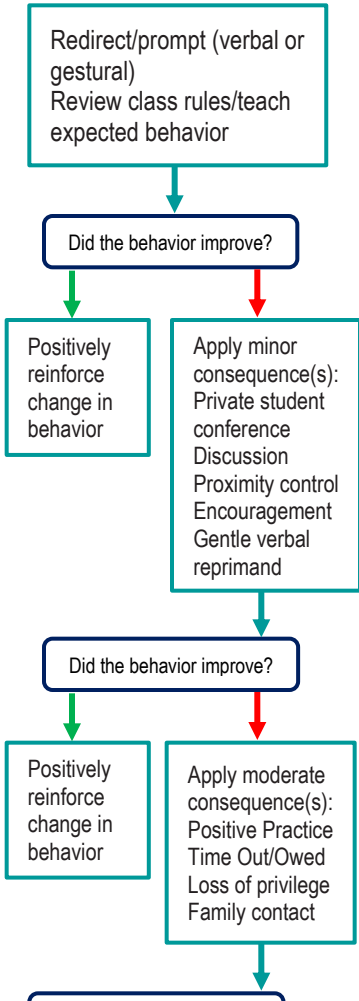
A gallery will be created in the cafeteria and photos of the students receiving character traits awards will be displayed and updated every month with the new character trait winner.

CRITICAL ELEMENT #7: Effective Discipline Procedures

You can choose to use the flow chart below or create your own. This flow chart is posted in all classrooms and used to teach students during behavior lessons.



- Tier 1 Strategies include, but are not limited to:
- Effective classroom structure
 - Precorrection
 - Preferential seating/seat change
 - Remove distractions
 - Personal schedule/organization
 - Reteach expectations and rules.
 - Redirection
 - Prompts, cues, and reminders
 - Think time/cool down area
 - Consistent reward system
 - Modify academic assignments
 - Provide choices



Staff Managed Misbehaviors	Office Managed Misbehaviors
Note: The behaviors provided are examples, not an exhausted list of misbehaviors.	
Inappropriate language <ul style="list-style-type: none"> • name calling • use of profanity 	Inappropriate language <ul style="list-style-type: none"> • racial slurs or taunting • profanity directed at a staff member
Disrespect <ul style="list-style-type: none"> • talking back • physical gestures 	Harassment <ul style="list-style-type: none"> • bullying • threat or intimidation
Defiance <ul style="list-style-type: none"> • work refusal • head down on desk/sleeping • not following directions 	Defiance <ul style="list-style-type: none"> • leaving classroom, assigned area, or school grounds without permission • forgery/plagiarism
Disruptive <ul style="list-style-type: none"> • tattling/false information • talking out of turn • calling out distracting others 	Disruptive <ul style="list-style-type: none"> • inciting others to disrupt teacher • chronic classroom disruption: more than 3 times within 30 minutes
Physical Contact <ul style="list-style-type: none"> • touching others, pushing/shoving (no injuries) • mutual horseplay 	Physical Contact <ul style="list-style-type: none"> • touching others (hitting, kicking, biting) with intent to do harm • petty theft
Violation of classroom or location-specific rules	Violation of the Code of Student Conduct

Staff:
Submit an office discipline referral (ODR) using report style writing (non-judgmental, observable, and measurable language)

Administrator:
Review, investigate and apply consequence according to policy
Contact family to communicate incident and consequence
Follow up with teacher/feedback/support




Crisis Events:
In need of immediate assistance
Potentially unsafe environment
Suspicion of criminal behavior
Contact front office/administration immediately

CRITICAL ELEMENT # 8: Classroom Management Systems

8A. Evidence-based Tier 1 classroom management system:

Which evidence-based system(s) are you using?	Provide 3-4 measurable and observable action steps the team will take to help educators improve their classroom management system. <i>(3-4 detailed steps)</i>
<input checked="" type="checkbox"/> CHAMPS <input type="checkbox"/> Positive Behavior Interventions and Supports and the Classroom https://fl-pda.org/#/category/26 <input type="checkbox"/> Other: Click here to enter name of system.	<ol style="list-style-type: none"> 1. i-CHAMPS training for all teachers during planning week. 2. i-CHAMPS assembly for students during the first week of school. 3. i-CHAMPS feedback and monitoring of its usage will be provided to teachers after each walkthrough.

8B. The administration reviews and analyzes the fidelity of staff implementation of Tier 1 classroom management systems **across teachers** using:

<input checked="" type="checkbox"/> CHAMPS 7 Up Checklist 
<input checked="" type="checkbox"/> Classroom Snapshot (Classroom Management Assessment) 
<input type="checkbox"/> PBIS Classroom Assistance Tool (CAT) 
<input type="checkbox"/> Other <i>(specify)</i> :

8C. Percentage of classroom referrals: **Use current 2024-2025 school year behavior data** as listed in Focus.

(a) Review your classroom data YTD in Focus – Discipline – Category Breakdown – Location.

(b) Complete the yellow highlighted cells.

(c) Auto-calculate the % of referrals in the classroom by clicking on “!Zero Divide” in the next cell and pressing “Fn + F9” together.

Total number of discipline referrals from classrooms :	177
Total number of <i>other</i> school-wide discipline referrals (not including classrooms):	22
% of referrals in the classroom:	88%
Do more than 40% of your referrals come from the classroom?	<input checked="" type="checkbox"/> Yes <input type="checkbox"/> No

If >40% of discipline referrals come from the classroom, it suggests Tier 1 classroom management implementation may need to be strengthened school wide.

Critical Elements # 9: SPBP Implementation Planning

RED Font = Action Steps for all schools in Broward County

GREY Font = Best Practices for all schools in Broward County

TEAL Font = Resources available at <https://browardschools.instructure.com/enroll/PWF673>

Implementation Action Plan	
Month	Action Steps
	<input checked="" type="checkbox"/> check off Action Step when completed
Current	<input checked="" type="checkbox"/> Create an SPBP binder or portfolio to retain (for 2 years) hard copies of: your SPBPs, Action Plans, staff PBIS professional development attendance, stakeholder training attendance, quarterly meeting agendas, quarterly staff behavior presentations, voting attendance and outcome, Expectations lesson plans and Rules lesson plans
Pre-Planning	<input type="checkbox"/> Print up your SPBP and Feedback form BCPS Central <input type="checkbox"/> Provide SPBP presentation to all staff during Pre-Planning <input type="checkbox"/> Disseminate the current SPBP (hard copy or electronically) to all staff and stakeholders <input type="checkbox"/> Market and post School-wide Expectations and Location-specific Rules <input type="checkbox"/> Identify your district PBIS Specialist (Contact amber.jennings@browardschools.com for more information if you are unsure) <input type="checkbox"/> Ensure schedule of quarterly meeting dates for entire year as indicated in the SPBP (indicated in yellow)
August 1 st Quarter Team Meeting	<input type="checkbox"/> Determine any needed team training, such as: 4 Step Problem Solving Process series, PBIS 10 Critical Elements, Data Collection, etc. <input type="checkbox"/> Review previous year's SPBP and feedback form; make necessary modifications <input type="checkbox"/> Review previous year's data (Use Tier 1 Agenda and Quarter Big 5 Data template on PBIS Canvas page) <input type="checkbox"/> Verify and implement teaching schedule for Expectations and Rules behavior lesson plans <input type="checkbox"/> Implement the Reward System for all students as indicated in the SPBP <input type="checkbox"/> Ensure the Discipline Flow Chart is distributed to all staff and is being used as written <input type="checkbox"/> Present implementation data, behavior data, team activities and SPBP progress to entire staff <input type="checkbox"/> Ensure all teachers are using an evidence-based classroom management plan, such as CHAMPS <input type="checkbox"/> Confirm next quarterly PBIS team meeting date and time
September	<input type="checkbox"/> Provide SPBP stakeholder presentation by September 30 th <input type="checkbox"/> Ensure instructional staff know how to document Tier 1 Supplemental Strategies for behavior <input type="checkbox"/> Check for staff and teacher understanding of PBIS - provide "PBIS 101" training as a resource Brainspark available at: http://www.brainspark.com/browardschools/PBIS101
October 2 nd Quarter Team Meeting	<input type="checkbox"/> Review previous quarter's data. (Use Tier 1 Agenda and Quarter Big 5 Data template on PBIS Canvas page) <input type="checkbox"/> Present implementation data, behavior data, team activities, and SPBP progress to entire staff <input type="checkbox"/> Ensure Core Effectiveness Action Steps are being implemented as written <input type="checkbox"/> Complete Quarterly Big 5 Data Template and submit to your PBIS Administrator <input type="checkbox"/> Confirm next quarterly PBIS team meeting date and time
November	<input type="checkbox"/> Review/revise lesson plans as indicated by previous quarter behavior data <input type="checkbox"/> Ensure that the Student Outcome Monitoring Action Steps are being implemented as written
January 3 rd Quarter Team Meeting	<input type="checkbox"/> Staff to re-teach Expectations and Rules after winter break <input type="checkbox"/> Review previous quarter's data. (Use Tier 1 Agenda and Quarter Big 5 Data template on PBIS Canvas page) <input type="checkbox"/> Present implementation data, behavior data, team activities, and SPBP progress to entire staff <input type="checkbox"/> Complete Quarterly Big 5 Data Template and submit to your PBIS Administrator <input type="checkbox"/> Confirm next quarterly PBIS team meeting date and time
February	<input type="checkbox"/> Check on recently hired staff for PBIS understanding - provide "PBIS 101" Brainspark resource <input type="checkbox"/> Utilize the Stakeholder SPBP Forms Survey to solicit input for planning next year's SPBP (optional)
March 4 th Quarter Team Meeting	<input type="checkbox"/> Ensure progress towards completion and submission of next year's SPBP <input type="checkbox"/> Staff to re-teach Expectations and Rules after spring break <input type="checkbox"/> Review previous quarter's data. (Use Tier 1 Agenda and Quarter Big 5 Data template on PBIS Canvas page) <input type="checkbox"/> Present implementation data, behavior data, team activities, and SPBP progress to entire staff <input type="checkbox"/> Complete Quarterly Big 5 Data Template and submit to your PBIS Administrator
April	<input type="checkbox"/> Provide staff presentation and faculty vote on new SPBP for next year <input type="checkbox"/> Submit your SPBP in BCPS Central by April 30 th . Use this new SPBP in the next school year <input type="checkbox"/> Continue implementing your current SPBP through the end of the current school year

CRITICAL ELEMENT # 10: Evaluation

10A. Staff Implementation of the Schoolwide Positive Behavior Plan: review goals, evaluate implementation, and create 2 action steps to review in quarterly PBIS meetings.

“Are staff implementing the SPBP with fidelity? If not, how will you address this area?”

STAFF Implementation Monitoring		
Staff Implementation Goal	Quarterly Team Review: Implemented with fidelity?	If you answered No , enter 2 action steps your school will take to move towards this goal by the next PBIS meeting.
100% of hallways, front office, cafeteria, and other public areas all have school-wide expectations and location-specific rules posted.	<input type="checkbox"/> Yes <input checked="" type="checkbox"/> No	By 8/11/2025, 1. Schoolwide Expectations Posters will be displayed in all public areas. 2. Students will have a scavenger hunt of Schoolwide Expectations in public areas during the first week of school.
100% of instructional staff has delivered expectations and rules lesson plans as written and when indicated.	<input type="checkbox"/> Yes <input checked="" type="checkbox"/> No	By 8/15/2025, 1. Teachers will work with their team to develop and implement interactive lessons related to Schoolwide Expectations. 2. Coaches will check for evidence of lesson delivery such as lesson plans and walkthroughs.
100% of staff members are oriented to the Discipline Flow Chart. It is used consistently by 100% instructional staff, behavioral support, and administrators.	<input type="checkbox"/> Yes <input checked="" type="checkbox"/> No	By 8/11/2025, 1. Staff members will be trained on the Discipline Flow Chart during pre-planning week. 2. All staff members will be provided with a copy of the Discipline Flow Chart.
A recognition system is implemented by 100% of staff for <i>all</i> students.	<input type="checkbox"/> Yes <input checked="" type="checkbox"/> No	By 8/22/2025, 1. A schedule of student recognition will be developed by teams during pre-planning week. 2. Students will have access to the Raccoon Reward store by the second week of school.

10B. The SPBP is successful in positively impacting **students**: review behavior data and create a SMART goal. Evaluate implementation and create action steps to review in quarterly PBIS meeting.


“If staff are implementing the SPBP consistently and effectively, is it positively impacting students? How will you know?”

SMART Criteria:

S	Specific	Concrete, detailed, focused, and well defined. Results-focused and action-orientated.
M	Measurable	The measurement sources (data) are defined numerically in order to track progress towards the objective.
A	Attainable	Objectives are achievable in the near future to maintain motivation.
R	Realistic	Staff have the resources to achieve the objective- time, personnel, materials, etc.
T	Time-bound	Agreed-on time frames create the necessary urgency and prompt action.

STUDENT Outcome Monitoring		
Student Outcome Data	Complete the SMART goal to determine “successful” student outcomes <i>(use numerical data)</i>	List 2 action steps your team will take to ensure this goal is monitored and meets or exceeds the SMART goal.
Classroom Referrals	By June 3, 2026, Classroom Referrals will indicate a 30 percent decrease as measured by Office Discipline Referrals (ODRs) in Focus.	1. Implementation of Behavior Assemblies and classroom lessons. 2. All staff reviewing expectations daily with students.

SPBP Submission

1. Upload completed SPBP (as PDF) into BCPS Central in the School Improvement Plan. 
2. Complete PBIS Point of Contact form. 