



Schoolwide Positive Behavior Plan (SPBP)
Broward County Public Schools



SY 2025 – 2026

School Name:	Hollywood Hills Elementary
School Number:	0111

Please refer to the SPBP Canvas Resource page to access video tutorials, guidance, and resources for completing the 2025-2026 SPBP template.

CRITICAL ELEMENT # 1: Active Team with Administrative Participation

1A. Integrated MTSS School-Leadership Team Members

Title	First and Last Name	Title	First and Last Name
1. Administrator	Christine Ringler	7. Security Specialist/ Campus Monitor	Teresita Robinson
2. Point of Contact	Gisela Rivera	8. Social Worker	Amy Finnk
3. BTU Representative	Irene Duran	9. School Nurse	Stephanie Grant
4. Parent/Community Representative	Michael Pacheco	10. Attendance Manager	LaTrunda Taylor
5. Student Representative	Stella Pacheco	11. Life Skills & Wellness Liaison	Laura Turner
6. School Counselor	Laura Turner	12. Resiliency Liaison	Laura Turner

*Optional Team Member(s): Family Therapist, Grade Level/Content Area Representatives, Clerical, Custodial, Food/Nutrition

1B. Schedule of quarterly team meetings.

Meeting Objectives:

1. Progress monitor the action steps indicated in Critical Element #9.
2. Collect & analyze student outcome data using the 4 Step Problem Solving Process.

Quarter	PBIS Data Meeting Dates	PBIS Data Meeting Times		Faculty and Staff Data Communication/Presentation Dates
1 st	10/6/2025			10/7/2025
2 nd	12/15/2025			12/16/2025
3 rd	3/9/2026			3/10/2026
4 th	5/18/2026			5/26/2026

CRITICAL ELEMENT # 2: Faculty & Stakeholder Commitment

2. Team communication/presentation of new SPBP to staff and stakeholders

Action Steps:	Dates
Present the 2025-26 SPBP to staff (<i>prior to April 30, 2025</i>)	4/22/2025
Hold a <i>faculty</i> vote on the new SPBP (<i>prior to April 30, 2025</i>)	4/22/2025
Provide training to faculty and staff (<i>prior to September 30, 2025</i>)	8/27/2025
Present the 2025-26 SPBP to family and community stakeholders (<i>prior to September 30, 2025</i>)	9/10/2025

CRITICAL ELEMENT # 3: Data Collection and Analysis

3A. Core Effectiveness: Use current 2024-2025 school year behavior data as listed in Focus.

- (a) Review your referral data YTD in Focus – Discipline Reports – *Students with Referrals*.
- (b) Complete the yellow highlighted cells.
- (c) Auto-calculate the “% of Total Population” by clicking on each “!Zero Divide” in the cells and pressing “Fn + F9”.
- (d) Determine if the core is effective in all three areas.

TOTAL Population:	624	% of Total Population	Core Effectiveness	
# Referrals:	# of Students:			
I. 0 - 1 referrals	27	4%	Are your 0 – 1 referral > 80%?	<input checked="" type="checkbox"/> Yes <input type="checkbox"/> No
II. 2 - 5 referrals (at risk students)	12	2%	Are your 2 - 5 referrals <15%?	<input checked="" type="checkbox"/> Yes <input type="checkbox"/> No
III. > 5 referrals (high-risk students)	0	0	Are your >5 referrals <5%?	<input checked="" type="checkbox"/> Yes <input type="checkbox"/> No

3B. Core Effectiveness Action Steps:

If you answered “Yes” to I, II, and III above, then your core is effective. Based upon table 8A, is your core effective?	<input checked="" type="checkbox"/> Yes <input type="checkbox"/> No
<p>Answer either (a) or (b):</p> <p>(a) If your core is effective, then identify action steps your school leadership team should continue to take for early identification of at risk or high-risk students.</p> <p>(b) If you answered “No” to at least one of the items above (I, II, or III) then indicate the supports and interventions and action steps your school leadership team will implement <i>at the beginning</i> of the next school year to improve core strength:</p>	
<p>Core Effectiveness Action Steps: <i>(3-4 detailed steps)</i></p> <ol style="list-style-type: none"> 1. Work with SPBP team to identify students who may need tiered behavior interventions. 2. Continue to meet with Tier 1 behavior team to analyze data and adjust SPBP accordingly. 3. Continue to implement reward systems consistently. 	

3C. Disproportionality is often measured with the relative risk statistic calculation (Relative Risk Ratio = RRR), a measure that indicates the probability of a certain event (e.g., referrals) for one subgroup when compared to all other subgroups.

Relative Risk Ratio calculations are coming soon with the Focus Data System migration.

3D. Disproportionality Action Steps:

What activities/initiatives/programs will your school leadership team implement to prevent disproportionate discipline outcomes within sub group populations (race, SWD, ELL)?	
<p>Disproportionality Action Steps: <i>(3-4 detailed steps)</i></p> <ol style="list-style-type: none"> 1. Continuously update your SPBP based on a determination of next steps for sustainable improvements. 2. Monitor students’ Tier 1 data to determine if core plan is equitable. 3. Meet quarterly with PBIS Team to analyze Tier 1 data to identify trends. 	

CRITICAL ELEMENT # 4: Schoolwide Expectations & Location-based Rules

- 4A.** Top five behavior incidents: **Use current 2024-2025 school year behavior data** as listed in Focus.
- (a) Review your referral data YTD in Focus – Discipline – Category Breakdown – *Highest Discipline Code*.
 - (b) Complete the chart by identifying the top five behavior incidents and the number of incidents for each type.
 - (c) Complete the yellow highlighted cells.
 - (d) Auto-calculate the total # of referrals by clicking on “0” and pressing “Fn + F9” together.

Top 5 Behavior Incidents Current Year 2024-2025	# Incidents
1. Mistreatment of Peers	13
2. Disobedience/Insubordination	7
3. Unruly Disruptive Behavior	5
4. Disruption on Campus Minor	4
5. Disruptive/Unruly Play	1
TOTAL	30

- 4B.** School-wide expectations are 3 – 5 positive characteristics (*not behaviors*) that counteract the top school-wide misbehaviors in section 3A. ALL people on campus are expected to model these expectations.

Schoolwide Expectations
1. Always be safe.
2. Always be respectful.
3. Always be responsible.

- 4C.** Top three school-wide locations: **Use current 2024-2025 school year behavior data** as listed in Focus.
- (a) Review your referral data YTD in Focus – Discipline – Category Breakdown – *Location*.
 - (b) Complete the chart by identifying the top three schoolwide locations, excluding classroom and the number of incidents for each location.

Top 3 Locations, excluding Classroom:	
School Location(s)	# Incidents
1. Cafeteria	8
2. Playground	7
4. Hallway	5

4D. Expectations and Rules Chart for common areas of school campus:
 This chart is posted in all classrooms and used to teach students during behavior lessons.

Schoolwide Expectations and Location-based Rules				Completed by each teacher:
Schoolwide EXPECTATIONS	Hallway Rules	Cafeteria Rules	Playground Rules	Classroom Rules
Work cooperatively with staff and peers.	Go directly to your destination Click here to type hallway rules.	Keep all food items on your tray Click here to type cafeteria rules.	Keep hands, feet and objects to yourself Click here to type location rules.	
Always respect yourself and others.	Use Level 1 voice in the hallways Click here to type hallway rules.	Raise your hand to get the attention of an attendant/adult Click here to type cafeteria rules.	Follow directions the first time given Click here to type location rules.	
Show kindness Always.	Keep hands and feet to yourself Click here to type hallway rules.	Follow all directions given by the cafe monitors/adults Click here to type cafeteria rules.	Keep athletic materials on the field Click here to type location rules.	
Click here to type your Expectation	Click here to select hallway rules OR Click here to type hallway rules.	Click here to select cafeteria rules OR Click here to type cafeteria rules.	Click here to select location rules OR Click here to type location rules.	
Click here to type your Expectation	Click here to select hallway rules OR Click here to type hallway rules.	Click here to select cafeteria rules OR Click here to type cafeteria rules.	Click here to select location rules OR Click here to type location rules.	

CRITICAL ELEMENT #5: Teaching Behavior

5A. At least one lesson plan for **each** schoolwide expectation above is distributed to instructional staff during pre-planning week and are maintained in the SPBP Binder.

Dates when the schoolwide expectations lesson plans are taught by instructional staff and noted in lesson plans:			
	Date(s)	Time:	Location(s):
Start of School Year	8/13/2025	8:30AM	Homeroom classrooms
After Winter Break	1/6/2026	8:30AM	Homeroom classrooms
After Spring Break	3/23/2026	8:30AM	Homeroom classrooms

5B. At least one Rules Lesson Plan for **each** common location is distributed to instructional staff during pre-planning. This is aligned to the **Schoolwide Expectation/Location-based Rules** chart in section 4D. Location-based rules should be taught and reinforced in the context of the location in the beginning of the year, after long breaks, and throughout the year as necessary.

Dates when the rules lesson plans for common locations are taught by instructional staff and noted in lesson plans:			
Common Location	Hallway Rules	Cafeteria Rules	Select location
Lesson Plan Dates			
Start of School Year	8/13/2025	8/13/2025	8/13/2025
After Winter Break	1/6/2026	1/6/2026	1/6/2026
After Spring Break	3/23/2026	3/23/2026	3/23/2026

5C. Prevention programs and other schoolwide student support initiatives can be used to proactively teach positive behavior and prosocial skills. Use this chart to plan for how you will use District supported programs and initiatives to promote positive behavior on campus.

Program/Initiative	Plan Details			
	When will it be taught?	Who will teach it?	How will it be implemented? <i>2-3 sentences</i>	How will it be monitored for effectiveness?
Character Education Click to enter "other"	Character education will be taught daily with an emphasis on morning announcements, giving examples of the monthly character trait.	School counselor and teachers	Morning announcements and lessons delivered by classroom teachers.	Students will demonstrate character traits by earning points for good character. The points will tie into the monthly incentive program.
Resiliency Curriculum Click to enter "other"	In the classroom the school counselor will visit and implement Lauren's kids curriculum monthly.	School Counselor	Via Canvas, using a grade level approved course, delivered to the whole group, during classroom visits. Scaffolded lessons are used in each classroom for each grade level.	Through positive behaviors, reduction of student behavior referrals, and teacher observations. Monthly data on the number of students that have taken the course.


CRITICAL ELEMENT # 6: Recognition Programs

6A. The schoolwide recognition system focuses on reinforcing schoolwide expectations OR a specific location where referrals often occur. The recognition should be used to encourage, acknowledge, and reinforce students to exhibit positive behaviors.

Identified Schoolwide Expectation OR Specific Location: [Click here to enter Expectation OR Location](#)

4 Step Problem Solving Process	Plan Details
<p>1. Problem Identification: Review your behavior data to identify one school-wide problem. What problem did you identify? <i>(use numerical data)</i></p>	<p>Data used: Behavior referrals</p> <p>Problem Identification Statement: There are more incidents of Mistreatment of Peers in 2024-2025 than in previous years.</p>
<p>2. Problem Analysis: Why do you think this problem is occurring? What is your goal? <i>(create a SMART goal statement with numerical data)</i></p>	<p>Hypothesis: Students must be taught appropriate behavior for interpersonal interactions and problem-solving strategies.</p> <p>SMART Goal Statement: Students must receive additional instruction by classroom teachers regarding appropriate interactions with peers and problem solving. By June 3, 2026, there will be 60% less behavior incidents of Mistreatment of Peers than there were in the 2024-2025 school year.</p>
<p>3. Intervention Design: Describe how you will implement a positive reward program/system to decrease this problem.</p>	<p>Type of Program/System: Token system</p> <p>Description of Program/System:</p> <p>Via the classroom teachers, the AM announcements, as well as during lunch time; school staff will promote the positive behaviors that we want to see displayed, which counteracts the negative behaviors that are being displayed on campus. Using the point system, goals will be pre-determined by each grade level, each student will be assigned a goal for the month. Teachers will reward points for positive behaviors. Our top behavior incident is currently Mistreatment of Peers. Teachers will assign points for being Respectful and Responsible; targeting behaviors where students demonstrate they are being respectful and keeping hands and feet to themselves. Students will receive a monthly incentive for the students that have reached the point goal. The behavior incentive will be hosted by administration and classrooms teachers and may include activities such as movies and popcorn, a dance, ice cream party or popsicles, and cupcakes, etc.</p>
<p>4. Evaluation: A. Implementation fidelity</p>	<p>How will you monitor the fidelity (consistency and effectiveness) of the staff's implementation of the reward program/system? (2-3 sentences) The administrative team will ensure that the school-wide rewards system is implemented with fidelity by reviewing the submitted, grade level point report monthly and by providing the monthly incentive reward. The administrative team will ensure that the positive behavior lessons are implemented throughout the school year, particularly after long breaks such as winter and spring breaks.</p>
<p>B. Student outcome monitoring <i>(use numerical data)</i></p>	<p>How will you know if the reward program/system is positively impacting students? What measurable data will you use to determine "success"? (2-3 sentences)</p> <p>Classroom rules will be displayed in each classroom. Classroom walkthroughs and a point system will be submitted to administration monthly. We will monitor the points assigned by having the grade chairs collect and submit student points to</p>

	administration monthly to determine if teachers are assigning points consistently. We will also monitor behavior data, such as office behavior referrals, to determine if we are seeing a decrease in negative behaviors.
--	---

6B. *Character Education* is an educational and award program utilized to teach and recognize students who display positive character traits each month. Please refer to the BCPS website for lesson plans, videos and additional resources to support this recognition program at your school. 

Monthly Character Traits	Plan Details How will you recognize <i>Kids of Character</i> each month? (2-3 sentences)
<ol style="list-style-type: none"> 1. September: Cooperation 2. October: Responsibility 3. November: Citizenship 4. December: Kindness 5. January: Respect 6. February: Honesty 7. March: Self-Control 8. April: Tolerance 	<p>The character trait is taught monthly on morning announcements and during classroom lessons by the school counselor and classroom teacher. In addition, the classroom teachers will discuss and reinforce the trait. Students are identified that demonstrate the character trait by staff. The students are recognized on the schoolwide morning announcements and parents are invited to view the morning announcements. Students that are referred by the classroom teacher for exhibiting the character trait the most consistently will receive recognition, a certificate and a small token as a reward.</p>

CRITICAL ELEMENT #7: Effective Discipline Procedures

You can choose to use the flow chart below or create your own. This flow chart is posted in all classrooms and used to teach students during behavior lessons.



Utilize Tier 1 PBIS strategies to prevent misbehaviors.

- Tier 1 Strategies include, but are not limited to:
- Effective classroom structure
 - Precorrection
 - Preferential seating/seat change
 - Remove distractions
 - Personal schedule/organization
 - Reteach expectations and rules
 - Redirection
 - Prompts, cues, and reminders
 - Think time/cool down area
 - Consistent reward system
 - Modify academic assignments
 - Provide choices

If you observe misbehavior, intervene.

Is it a Staff Managed or Office Managed Misbehavior?

Redirect/prompt (verbal or gestural)
Review class rules/teach expected behavior

Did the behavior improve?

Positively reinforce change in behavior

Apply minor consequence(s):
Private student conference
Discussion
Proximity control
Encouragement
Gentle verbal reprimand

Did the behavior improve?

Positively reinforce change in behavior

Apply moderate consequence(s):
Positive Practice
Time Out/Owed
Loss of privilege
Family contact

Did the behavior improve?

Positively reinforce change in behavior

Apply Administrative Consequence(s):
Office Discipline Referral (ODR)
CPST Referral

Staff Managed Misbehaviors	Office Managed Misbehaviors
Note: The behaviors provided are examples, not an exhausted list of misbehaviors.	
Inappropriate language <ul style="list-style-type: none"> name calling use of profanity 	Inappropriate language <ul style="list-style-type: none"> racial slurs or taunting profanity directed at a staff member
Disrespect <ul style="list-style-type: none"> talking back physical gestures 	Harassment <ul style="list-style-type: none"> bullying threat or intimidation
Defiance <ul style="list-style-type: none"> work refusal head down on desk/sleeping not following directions 	Defiance <ul style="list-style-type: none"> leaving classroom, assigned area, or school grounds without permission forgery/plagiarism
Disruptive <ul style="list-style-type: none"> tattling/false information talking out of turn calling out distracting others 	Disruptive <ul style="list-style-type: none"> inciting others to disrupt teacher chronic classroom disruption: more than 3 times within 30 minutes
Physical Contact <ul style="list-style-type: none"> touching others, pushing/shoving (no injuries) mutual horseplay 	Physical Contact <ul style="list-style-type: none"> touching others (hitting, kicking, biting) with intent to do harm petty theft
Violation of classroom or location-specific rules	Violation of the Code of Student Conduct

Staff:
Submit an office discipline referral (ODR) using report style writing (non-judgmental, observable, and measurable language)

Administrator:
Review, investigate and apply consequence according to policy
Contact family to communicate incident and consequence
Follow up with teacher/feedback/support




Crisis Events:
In need of immediate assistance
Potentially unsafe environment
Suspicion of criminal behavior
Contact front office/administration immediately
Follow safety team protocol

CRITICAL ELEMENT # 8: Classroom Management Systems

8A. Evidence-based Tier 1 classroom management system:

Which evidence-based system(s) are you using?	Provide 3-4 measurable and observable action steps the team will take to help educators improve their classroom management system. <i>(3-4 detailed steps)</i>
<input type="checkbox"/> CHAMPS <input checked="" type="checkbox"/> Positive Behavior Interventions and Supports and the Classroom https://fl-pda.org/#/category/26 <input type="checkbox"/> Other: Click here to enter name of system.	<ol style="list-style-type: none"> 1. All teachers will participate in online PBIS training to strengthen their classroom management skills. 2. Coaching and support will be provided at the school level. 3. Classroom management tips will be incorporated into faculty meetings. By June 3, 2026, an increase of 50% of our classroom teachers will have completed the online PBIS classroom management course.

8B. The administration reviews and analyzes the fidelity of staff implementation of Tier 1 classroom management systems **across teachers** using:

<input type="checkbox"/> CHAMPS 7 Up Checklist 
<input type="checkbox"/> Classroom Snapshot (Classroom Management Assessment) 
<input checked="" type="checkbox"/> PBIS Classroom Assistance Tool (CAT) 
<input type="checkbox"/> Other (<i>specify</i>):

8C. Percentage of classroom referrals: **Use current 2024-2025 school year behavior data** as listed in Focus.

(a) Review your classroom data YTD in Focus – Discipline – Category Breakdown – Location.

(b) Complete the yellow highlighted cells.

(c) Auto-calculate the % of referrals in the classroom by clicking on “!Zero Divide” in the next cell and pressing “Fn + F9” together.

Total number of discipline referrals from classrooms :	37
Total number of <i>other school-wide</i> discipline referrals (not including classrooms):	21
% of referrals in the classroom:	64%
Do more than 40% of your referrals come from the classroom?	<input checked="" type="checkbox"/> Yes <input type="checkbox"/> No

If >40% of discipline referrals come from the classroom, it suggests Tier 1 classroom management implementation may need to be strengthened school wide.

Critical Elements # 9: SPBP Implementation Planning

RED Font = Action Steps for all schools in Broward County

GREY Font = Best Practices for all schools in Broward County

TEAL Font = Resources available at <https://browardschools.instructure.com/enroll/PWF673>

Implementation Action Plan	
Month	Action Steps
	<input checked="" type="checkbox"/> check off Action Step when completed
Current	<ul style="list-style-type: none"> <input type="checkbox"/> Create an SPBP binder or portfolio to retain (for 2 years) hard copies of: your SPBPs, Action Plans, staff PBIS professional development attendance, stakeholder training attendance, quarterly meeting agendas, quarterly staff behavior presentations, voting attendance and outcome, Expectations lesson plans and Rules lesson plans
Pre-Planning	<ul style="list-style-type: none"> <input type="checkbox"/> Print up your SPBP and Feedback form BCPS Central <input type="checkbox"/> Provide SPBP presentation to all staff during Pre-Planning <input type="checkbox"/> Disseminate the current SPBP (hard copy or electronically) to all staff and stakeholders <input type="checkbox"/> Market and post School-wide Expectations and Location-specific Rules <input type="checkbox"/> Identify your district PBIS Specialist (Contact amber.jennings@browardschools.com for more information if you are unsure) <input type="checkbox"/> Ensure schedule of quarterly meeting dates for entire year as indicated in the SPBP (indicated in yellow)
August 1 st Quarter Team Meeting	<ul style="list-style-type: none"> <input type="checkbox"/> Determine any needed team training, such as: 4 Step Problem Solving Process series, PBIS 10 Critical Elements, Data Collection, etc. <input type="checkbox"/> Review previous year's SPBP and feedback form; make necessary modifications <input type="checkbox"/> Review previous year's data (Use Tier 1 Agenda and Quarter Big 5 Data template on PBIS Canvas page) <input type="checkbox"/> Verify and implement teaching schedule for Expectations and Rules behavior lesson plans <input type="checkbox"/> Implement the Reward System for all students as indicated in the SPBP <input type="checkbox"/> Ensure the Discipline Flow Chart is distributed to all staff and is being used as written <input type="checkbox"/> Present implementation data, behavior data, team activities and SPBP progress to entire staff <input type="checkbox"/> Ensure all teachers are using an evidence-based classroom management plan, such as CHAMPS <input type="checkbox"/> Confirm next quarterly PBIS team meeting date and time
September	<ul style="list-style-type: none"> <input type="checkbox"/> Provide SPBP stakeholder presentation by September 30th <input type="checkbox"/> Ensure instructional staff know how to document Tier 1 Supplemental Strategies for behavior <input type="checkbox"/> Check for staff and teacher understanding of PBIS - provide "PBIS 101" training as a resource Brainshark available at: http://www.brainshark.com/browardschools/PBIS101
October 2 nd Quarter Team Meeting	<ul style="list-style-type: none"> <input type="checkbox"/> Review previous quarter's data. (Use Tier 1 Agenda and Quarter Big 5 Data template on PBIS Canvas page) <input type="checkbox"/> Present implementation data, behavior data, team activities, and SPBP progress to entire staff <input type="checkbox"/> Ensure Core Effectiveness Action Steps are being implemented as written <input type="checkbox"/> Complete Quarterly Big 5 Data Template and submit to your PBIS Administrator <input type="checkbox"/> Confirm next quarterly PBIS team meeting date and time
November	<ul style="list-style-type: none"> <input type="checkbox"/> Review/revise lesson plans as indicated by previous quarter behavior data <input type="checkbox"/> Ensure that the Student Outcome Monitoring Action Steps are being implemented as written
January 3 rd Quarter Team Meeting	<ul style="list-style-type: none"> <input type="checkbox"/> Staff to re-teach Expectations and Rules after winter break <input type="checkbox"/> Review previous quarter's data. (Use Tier 1 Agenda and Quarter Big 5 Data template on PBIS Canvas page) <input type="checkbox"/> Present implementation data, behavior data, team activities, and SPBP progress to entire staff <input type="checkbox"/> Complete Quarterly Big 5 Data Template and submit to your PBIS Administrator <input type="checkbox"/> Confirm next quarterly PBIS team meeting date and time
February	<ul style="list-style-type: none"> <input type="checkbox"/> Check on recently hired staff for PBIS understanding - provide "PBIS 101" Brainshark resource <input type="checkbox"/> Utilize the Stakeholder SPBP Forms Survey to solicit input for planning next year's SPBP (optional)
March 4 th Quarter Team Meeting	<ul style="list-style-type: none"> <input type="checkbox"/> Ensure progress towards completion and submission of next year's SPBP <input type="checkbox"/> Staff to re-teach Expectations and Rules after spring break <input type="checkbox"/> Review previous quarter's data. (Use Tier 1 Agenda and Quarter Big 5 Data template on PBIS Canvas page) <input type="checkbox"/> Present implementation data, behavior data, team activities, and SPBP progress to entire staff <input type="checkbox"/> Complete Quarterly Big 5 Data Template and submit to your PBIS Administrator
April	<ul style="list-style-type: none"> <input type="checkbox"/> Provide staff presentation and faculty vote on new SPBP for next year <input type="checkbox"/> Submit your SPBP in BCPS Central by April 30th. Use this new SPBP in the next school year <input type="checkbox"/> Continue implementing your current SPBP through the end of the current school year

CRITICAL ELEMENT # 10: Evaluation

10A. Staff Implementation of the Schoolwide Positive Behavior Plan: review goals, evaluate implementation, and create 2 action steps to review in quarterly PBIS meetings.

“Are staff implementing the SPBP with fidelity? If not, how will you address this area?”

STAFF Implementation Monitoring		
Staff Implementation Goal	Quarterly Team Review: Implemented with fidelity?	If you answered No , enter 2 action steps your school will take to move towards this goal by the next PBIS meeting.
100% of hallways, front office, cafeteria, and other public areas all have school-wide expectations and location-specific rules posted.	<input checked="" type="checkbox"/> Yes <input type="checkbox"/> No	By Click here to enter a date, 1. 2.
100% of instructional staff have delivered expectations and rules stated in lesson plans, as written and when indicated.	<input checked="" type="checkbox"/> Yes <input type="checkbox"/> No	By Click here to enter a date, 1. 2.
100% of staff members are oriented to the Discipline Flow Chart. It is used consistently by 100% instructional staff, behavioral support, and administrators.	<input checked="" type="checkbox"/> Yes <input type="checkbox"/> No	By Click here to enter a date, 1. 2.
A recognition system is implemented by 100% staff for <i>all</i> students.	<input checked="" type="checkbox"/> Yes <input type="checkbox"/> No	By Click here to enter a date, 1. 2.


10B. The SPBP is successful in positively impacting **students**: review behavior data and create a SMART goal. Evaluate implementation and create action steps to review in quarterly PBIS meeting.

“If staff are implementing the SPBP consistently and effectively, is it positively impacting students? How will you know?”

SMART Criteria:

S	Specific	Concrete, detailed, focused, and well defined. Results-focused and action-orientated.
M	Measurable	The measurement sources (data) are defined numerically in order to track progress towards the objective.
A	Attainable	Objectives are achievable in the near future to maintain motivation.
R	Realistic	Staff have the resources to achieve the objective- time, personnel, materials, etc.
T	Time-bound	Agreed-on time frames create the necessary urgency and prompt action.

STUDENT Outcome Monitoring		
Student Outcome Data	Complete the SMART goal to determine “successful” student outcomes <i>(use numerical data)</i>	List 2 action steps your team will take to ensure this goal is monitored and meets or exceeds the SMART goal.
<p>Select an item <i>Choose one ODR area of focus</i></p>	By June 3, 2026, behavior referrals of <i>Mistreatment of Peers</i> will indicate a decrease by 60% as measured by Office Discipline Referrals (ODRs) in Focus.	1. During monthly PBIS meetings behavior referral data will be reviewed and evaluated to determine the progress of this goal. 2. Administration, along with teachers, will continue to monitor students on the proper interactions with their peers and they will be given strategies to use. Behavior referral data will be reviewed on a monthly basis.

SPBP Submission
1. Upload completed SPBP (as PDF) into BCPS Central in the School Improvement Plan.  2. Complete PBIS Point of Contact form. 