

BCPS STUDENT (Grades 6-12) CUSTOMER SURVEY 2025

run on 09/23/2025





BCPS STUDENT (Grades 6-12) CUSTOMER SURVEY 2025

run on 09/23/2025

Custom Survey

1 survey(s) 440 response(s)

Report Filters

School:
N/A

Race:
N/A

Grade:
N/A

Gender:
N/A

Ethnicity:
N/A

Tag:
N/A

BCPS STUDENT (Grades 6-12) CUSTOMER SURVEY 2025

Demographics

Number of Responses | Percentages of Total Responses

1. Gender

Male	196	45%
Female	225	51%
Prefer not to answer	7	4%

438 respondents

2. Race

American Indian or Alaska Native	7	2%
Asian	5	4%
Black or African American	135	32%
Native Hawaiian or Other Pacific Islander	1	1%
White	119	28%

Multiracial 53 12%

Other 94 22%

428 respondents

3. Ethnicity

Hispanic 150 39%

Non-Hispanic or Latino 147 38%

Prefer not to answer 91 23%

388 respondents

4. Grade

Grade 6 274 62%

Grade 7 65 15%

Grade 8 98 22%

Grade 9 0%


Grade 10 0%

Grade 12 0%


440 respondents

C. Section 2

1. I feel safe at my school.



2. I feel safe getting to and from my school.



3. *Note: Remember, this survey is anonymous, please report any bullying concerns to a trusted adult at your school. The next 10 questions ask about bullying. Bullying is when 1 or more students tease, threaten, spread rumors about, hit, shove, or hurt another student over and over again. It is not bullying when 2 students of about the same strength or power argue, fight or tease each other in a friendly way. During the past 12 months, have you ever been bullied on school property?

Yes	104	24%
-----	-----	-----

No 336 76%

440 respondents

4. The primary location on school property where I was bullied during the last 12 months was:

On the school bus 1 3%

In the classroom 53 12%

In the cafeteria 3 3%

In the hallway 24 6%

In the restroom 1 1%

Other school area 2 3%

Does not apply to me 317 73%

435 respondents

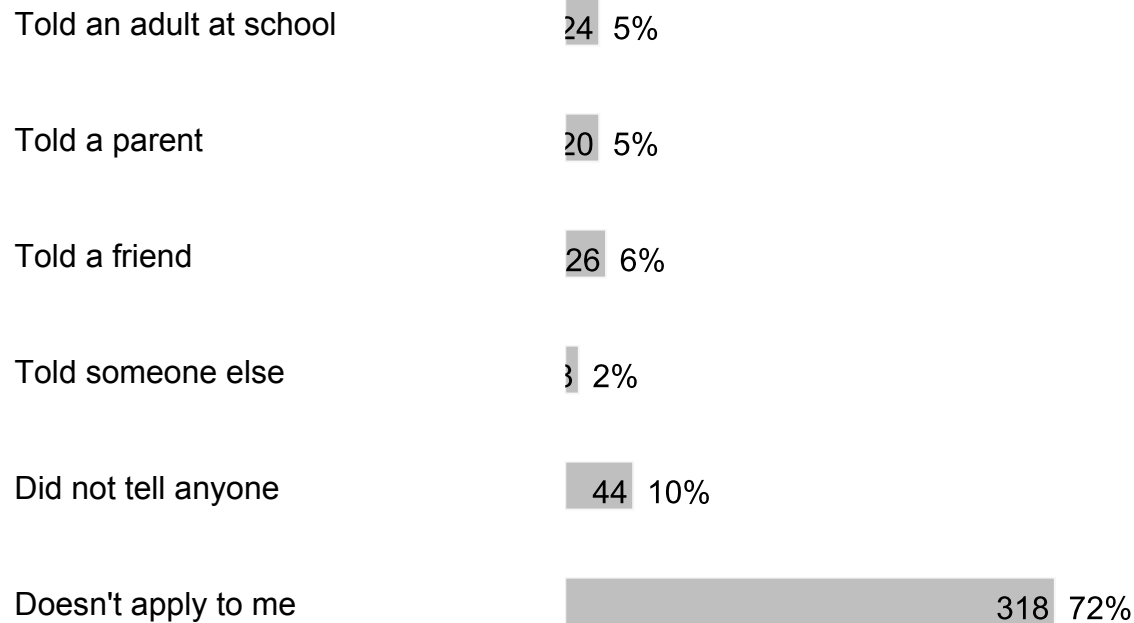
5. During the past 12 months, have you ever been electronically bullied? (Count being bullied through texting, Instagram, TikTok, Snapchat or other social media.)

Yes 57 13%

No 383 87%

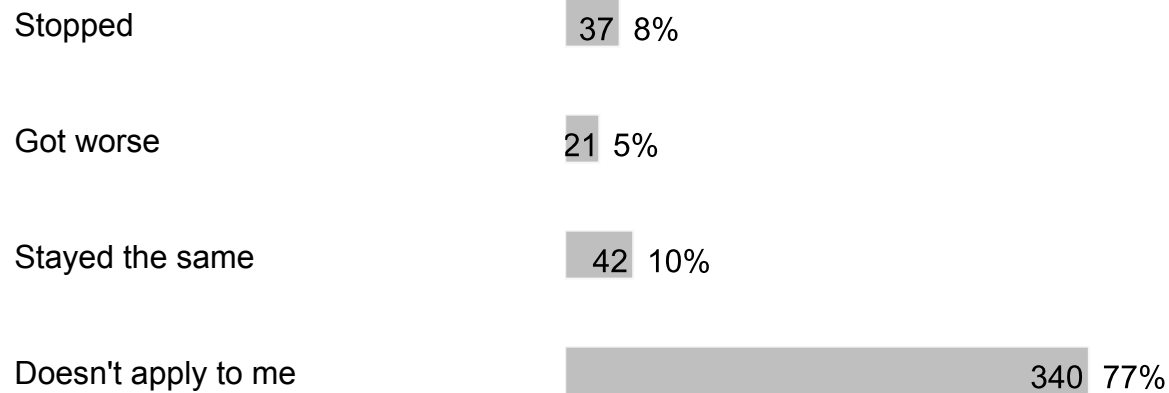
440 respondents

6. After I was bullied, I:



440 respondents

7. After I told an adult at school about being bullied, the bullying:



440 respondents

8. A teacher or another adult at school taught our class about what bullying is this school year.

Yes 325 74%

No 115 26%

440 respondents

9. I think bullying is wrong.

Strongly Agree 253 58%

Agree 105 24%

Neutral 55 13%

Disagree 1 3%

Strongly Disagree 6 4%

440 respondents

10. I know different ways to intervene or help if bullying were occurring or going to occur.

Strongly Agree 97 22%

Agree 144 33%

Neutral 160 36%

Disagree 21 5%

Strongly Disagree 8 4%

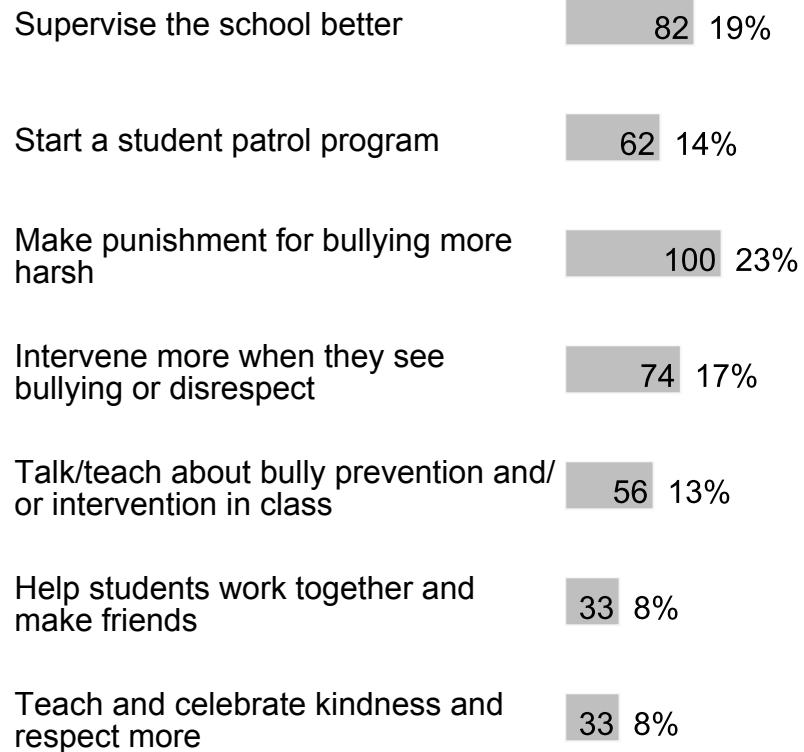
440 respondents

11. I would intervene or help if another student was being bullied.

Strongly Agree 107 24%

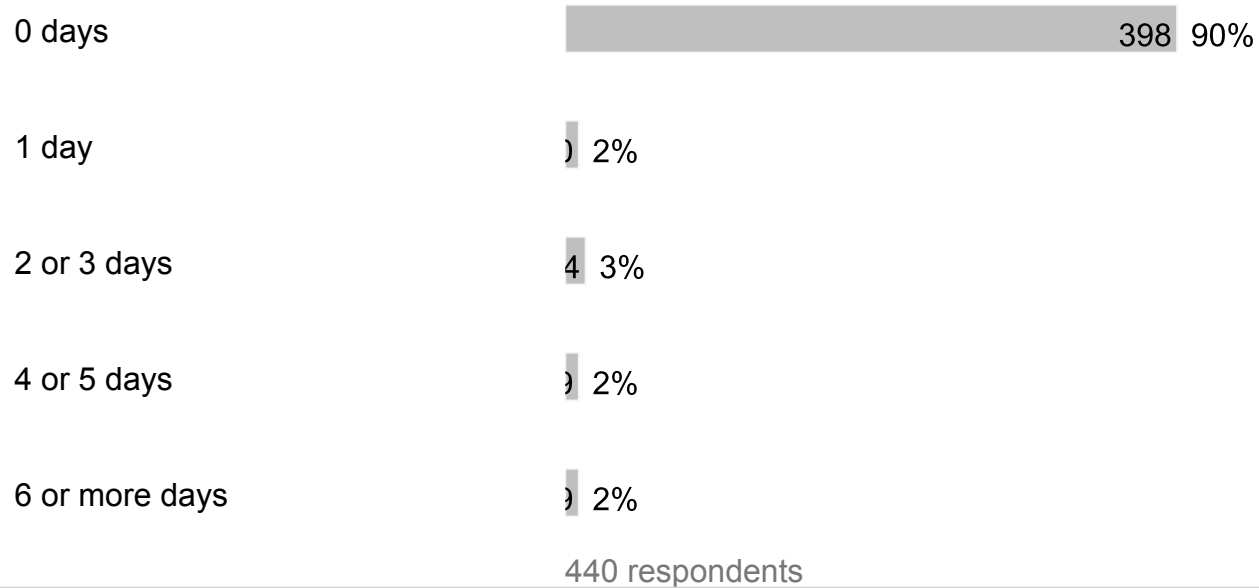


12. What can adults do to help stop bullying at school?

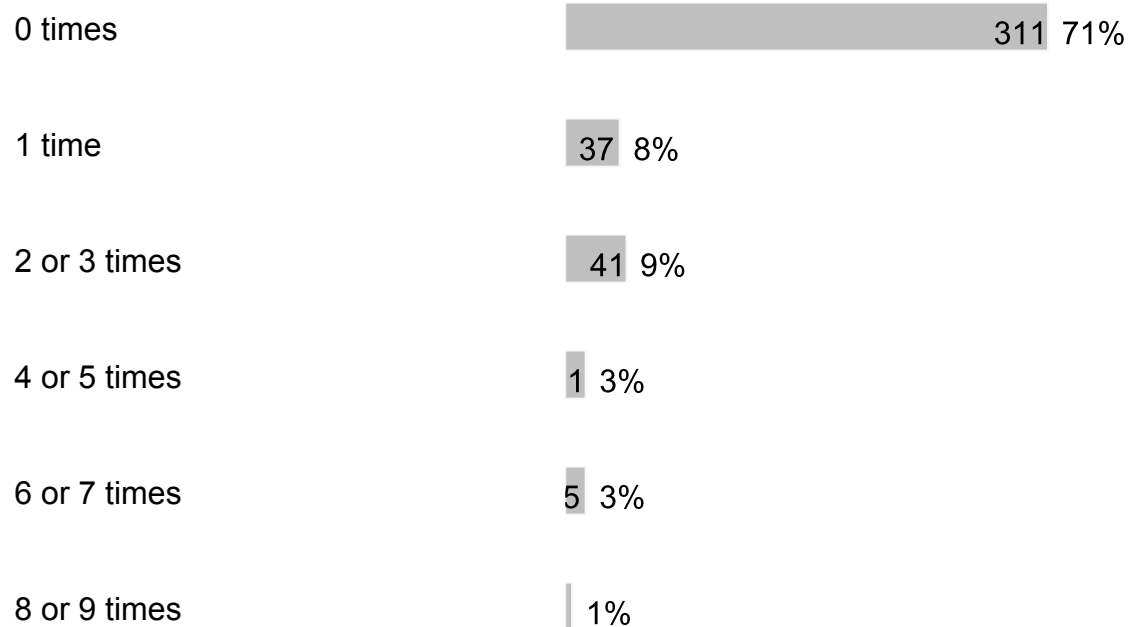


440 respondents

13. During the past 30 days, how many days did you carry a weapon such as a gun, knife or club on school property?



14. During the past 30 days, how many times have you been threatened by another student at school?



10 or 11 times | 1%

12 or more times 8 4%

440 respondents

15. During the past 12 months, how many times were you in a physical fight on school property?

0 times 350 80%

1 time 34 8%

2 or 3 times 20 5%

4 or 5 times 9 2%

6 or 7 times 3 2%

8 or 9 times | 1%

10 or 11 times 7 2%

12 or more times 7 2%

439 respondents

16. During the past 12 months, how many times did someone you were dating or going out with physically hurt you on purpose? (Count such things as being hit, slammed into something or injured with an object or weapon.)

I did not date or go out with anyone during the past 12 months 237 54%

0 times 146 33%

1 time 20 5%

2 or 3 times 1 2%

4 or 5 times 3 3%

6 or more times 4 3%

440 respondents

17. During the past 30 days, how many days did you have at least one drink of alcohol? (Alcohol includes drinking beer, wine, flavored alcoholic beverages and liquor such as rum, gin, vodka, whiskey, etc.) For the purpose of this question, drinking alcohol does not include drinking a few sips of wine for religious purposes.

0 days 379 86%

1 or 2 days 24 5%

3 or 5 days 1 2%

6 to 9 days 3 3%

10 to 19 days 1 1%

20 to 29 days 1%

All 30 days 2%

440 respondents

18. During the past 30 days, how many days did you use an electronic vapor product? (Electronic vapor products include JUUL, SMOK, Suorin, Vuse, blu e-cigarettes, vapes, vape pens, e-cigars, e-hookahs, hookah pens, mods, etc.)

0 days 382 87%

1 or 2 days 9 4%

3 or 5 days 4 3%

6 to 9 days 3 2%

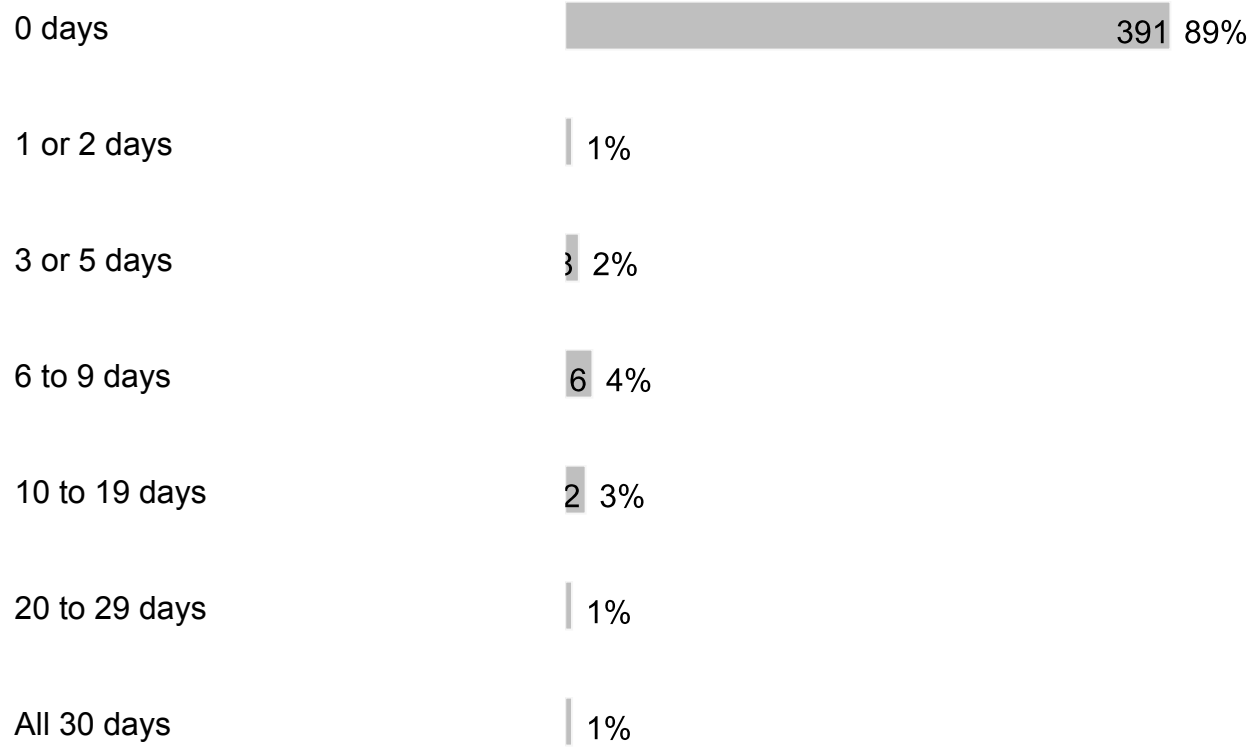
10 to 19 days 2 2%

20 to 29 days 0%

All 30 days 2%

440 respondents

19. During the past 30 days, how many days did you use marijuana (also called pot or weed)? Do not count CBD-only or hemp products, which come from the same plant as marijuana, but do not cause a high when used alone.



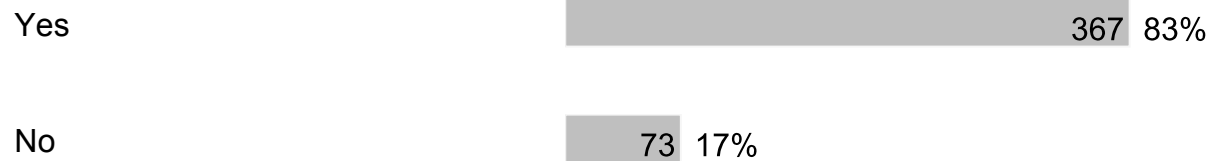
440 respondents

20. During the school year, I participated in alcohol, other drug or tobacco prevention activities or lessons.



440 respondents

21. I believe drinking alcohol is bad for your brain.



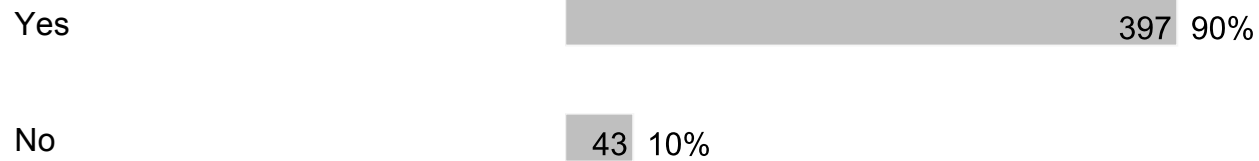
440 respondents

22. In your opinion, what percentage of Broward County students in grades 6 - 12 choose not to drink alcohol?




440 respondents

23. I believe using drugs are bad for your health.




440 respondents

24. At what age is a human brain fully developed?



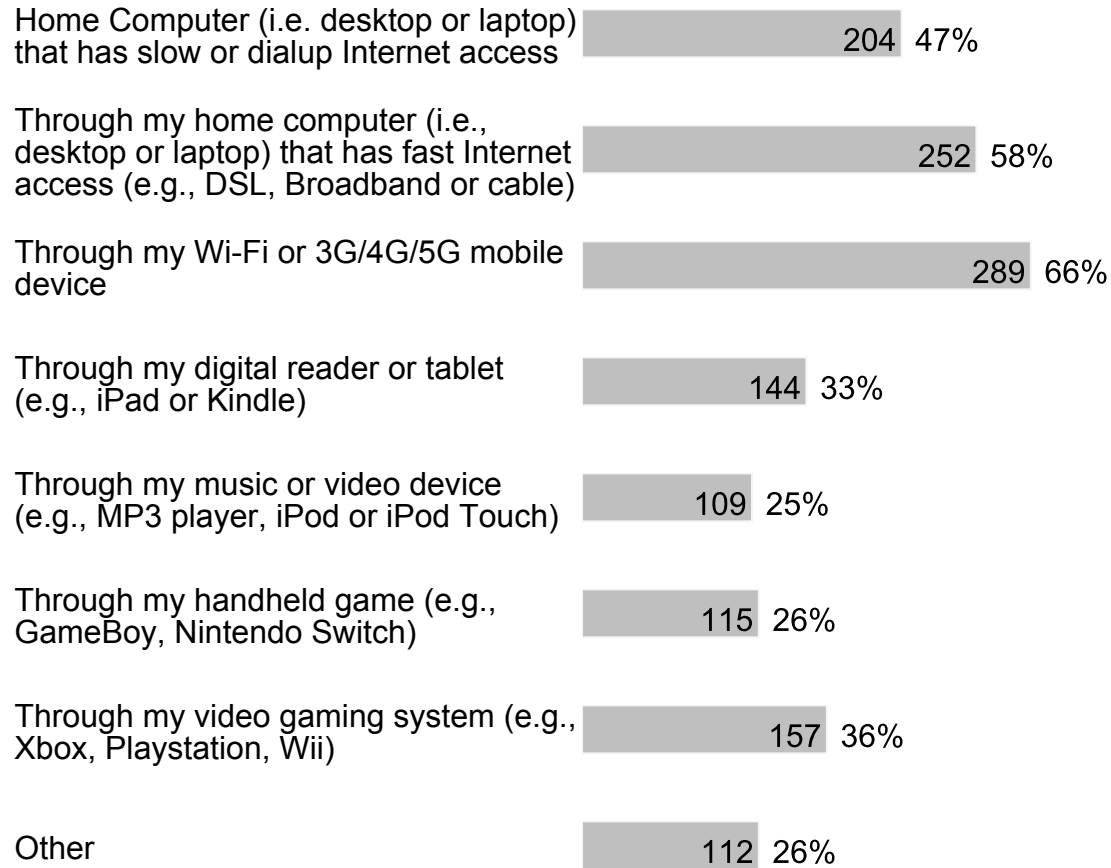
440 respondents

25. My school is clean and well-maintained.



D. Section 3

1. During a typical week, I have access to the internet at home in the following ways (check all that apply):



436 respondents

2. During a typical school day, I have access to the internet at school in the following ways (check all that apply):



During an academic class other than computer lab or computer class such as English or Math class 201 48%

Through school library computers 112 26%

Through my own laptop that I bring to school 58 14%

Through my own tablet computer (such as an iPad) that I bring to school 67 16%

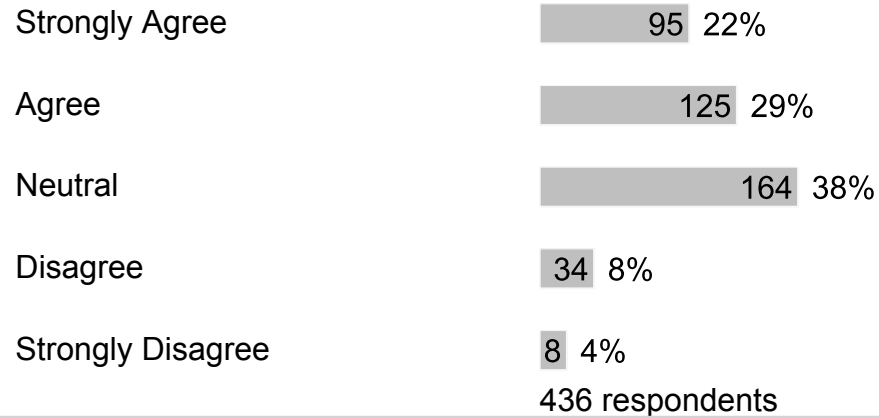
Through my Wi - Fi or 3G/4G/5G mobile device that I bring to school 151 36%

Other 87 21%

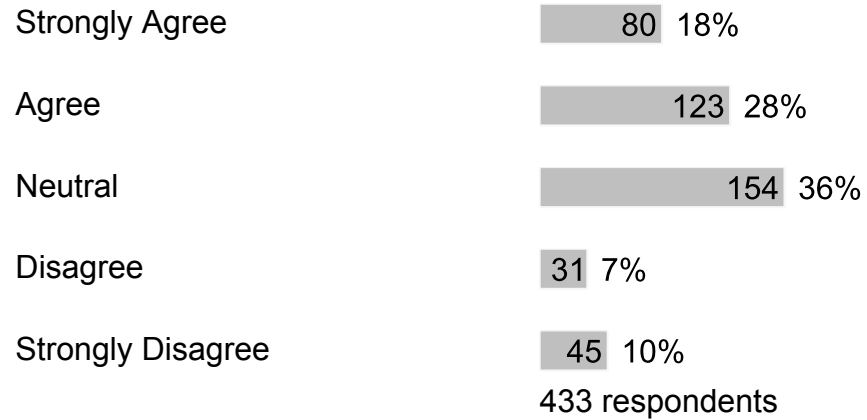
423 respondents

E. Section 4

1. My school provides sufficient material resources (books, supplies, technology, etc.) to meet my needs.



2. I would recommend my school to my friends.



F. Section 5

1. If I have a problem, I know who I can go to for help.

Strongly Agree	120	28%
Agree	117	27%
Neutral	152	35%
Disagree	30	7%
Strongly Disagree	7	4%


436 respondents

2. In my school, students treat adults with respect.

Strongly Agree	54	12%
Agree	70	16%
Neutral	195	45%
Disagree	65	15%
Strongly Disagree	50	12%


434 respondents

3. In my school, adults treat students with respect.




438 respondents

4. In my school, students treat each other with respect.



435 respondents

5. My school provides me the support that I need.

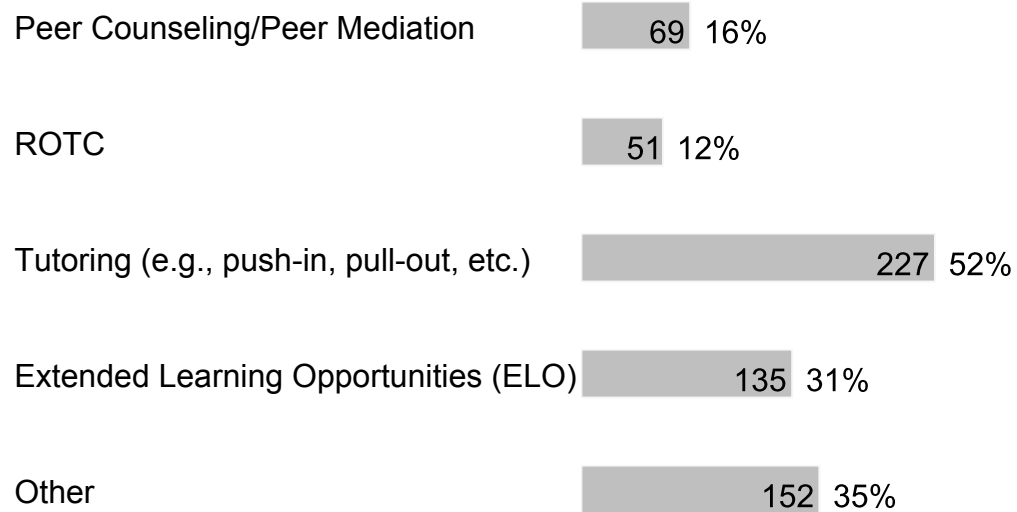


Agree	104	24%
Neutral	178	42%
Disagree	34	8%
Strongly Disagree	26	6%

428 respondents

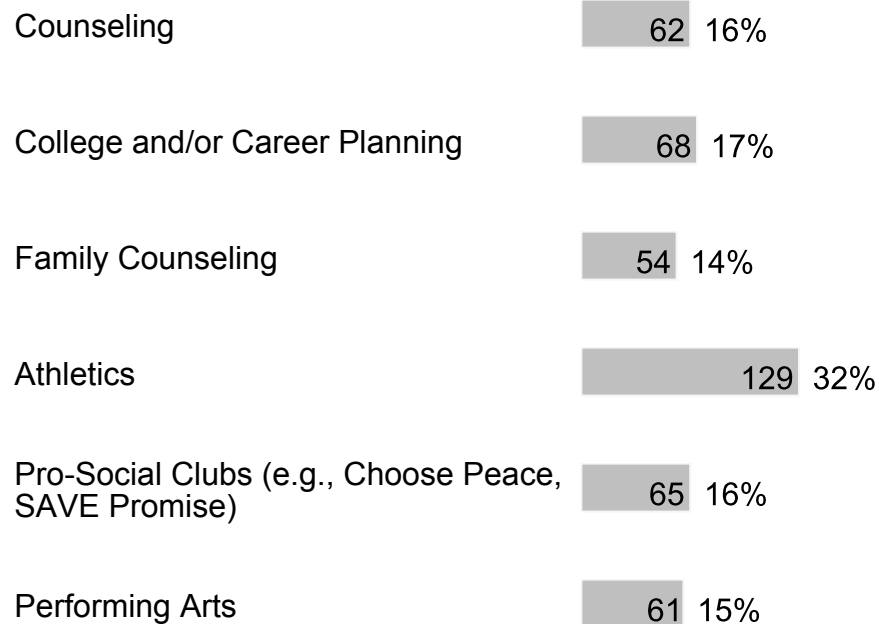
6. At my school, the following programs/services are available (check all that apply):

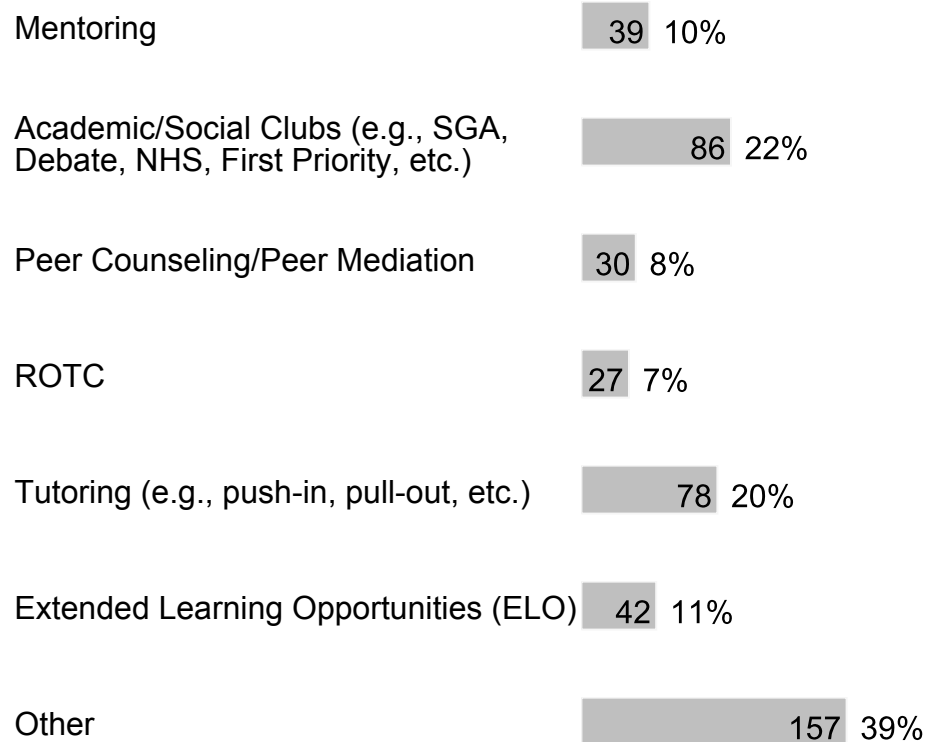
Counseling	265	61%
College and/or Career Planning	160	37%
Family Counseling	123	28%
Athletics	272	62%
Pro-Social Clubs (e.g., Choose Peace, SAVE Promise)	188	43%
Performing Arts	133	30%
Mentoring	104	24%
Academic/Social Clubs (e.g., SGA, Debate, NHS, First Priority, etc.)	190	43%



438 respondents

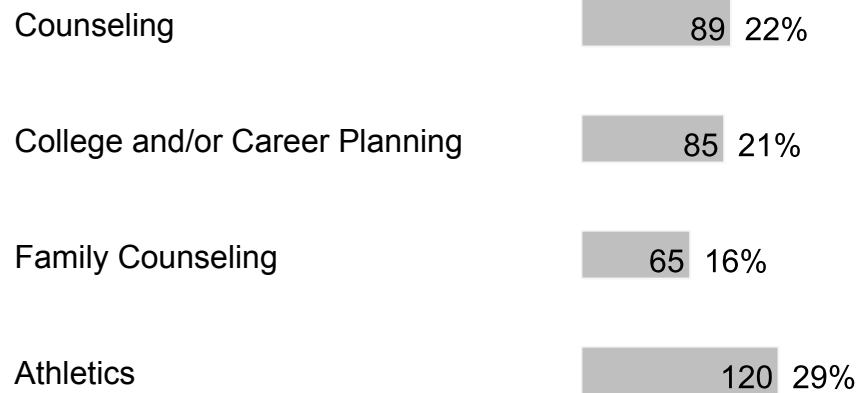
7. At my school, I participate in the following programs/services (check all that apply):

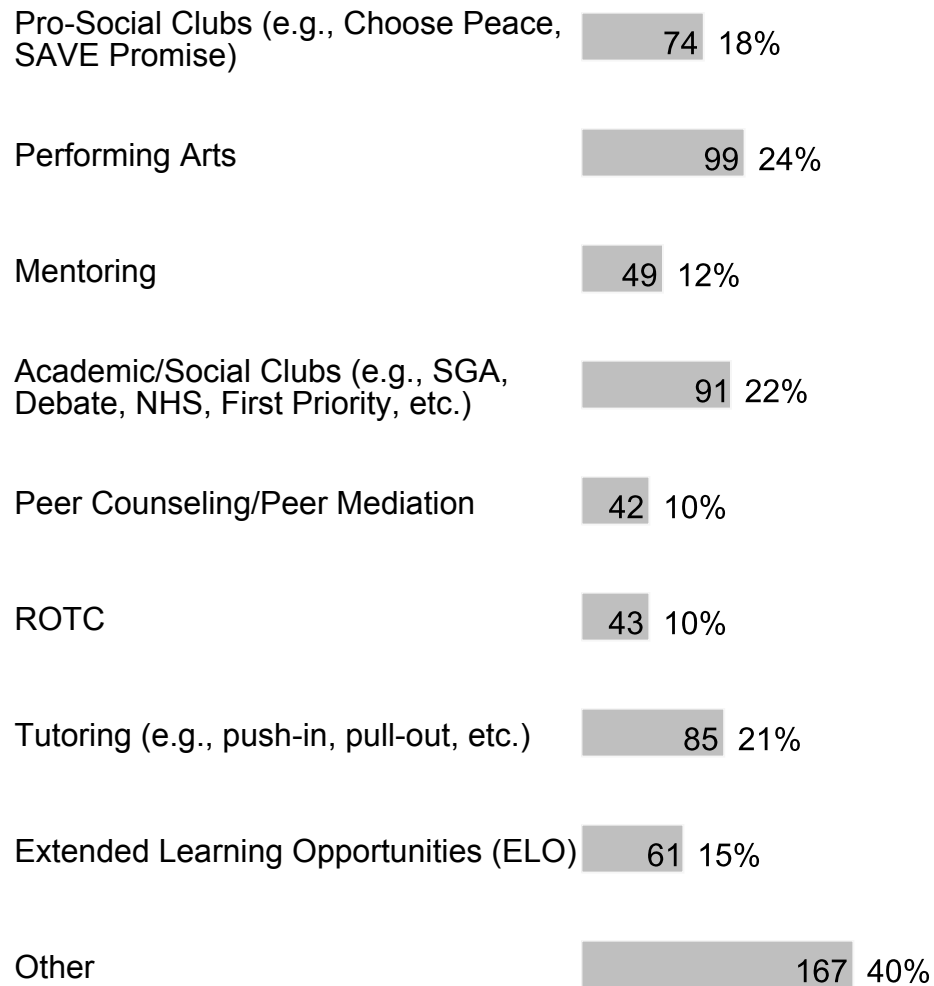




399 respondents

8. These are the programs/services at my school that I value most or would value if they were available at my school (check all that apply):





413 respondents

9. I am friends with other students at this school.

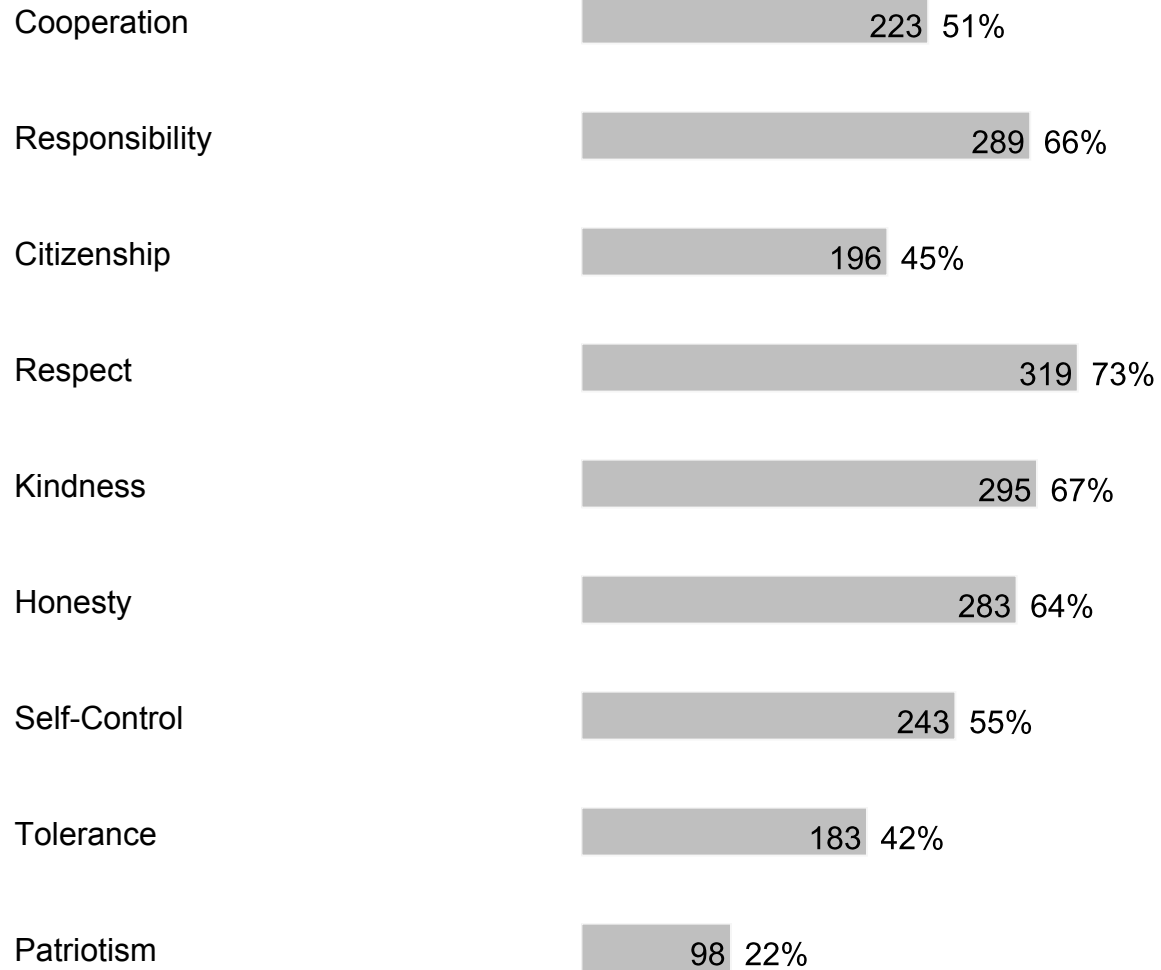


Disagree 3 3%

Strongly Disagree 3 3%


440 respondents

10. Which character traits do you value the most in yourself and others? (check all that apply)




440 respondents

11. I receive acknowledgement and/or praise for my strengths or accomplishments by adults at my school.



438 respondents


12. I enjoy eating food prepared by the cafeteria.




440 respondents

G. Section 6

1. In my school, a high-quality education is offered.



2. My school provides me with challenging curriculum, uses a variety of teaching methods and learning experiences to develop the skills I need to succeed.

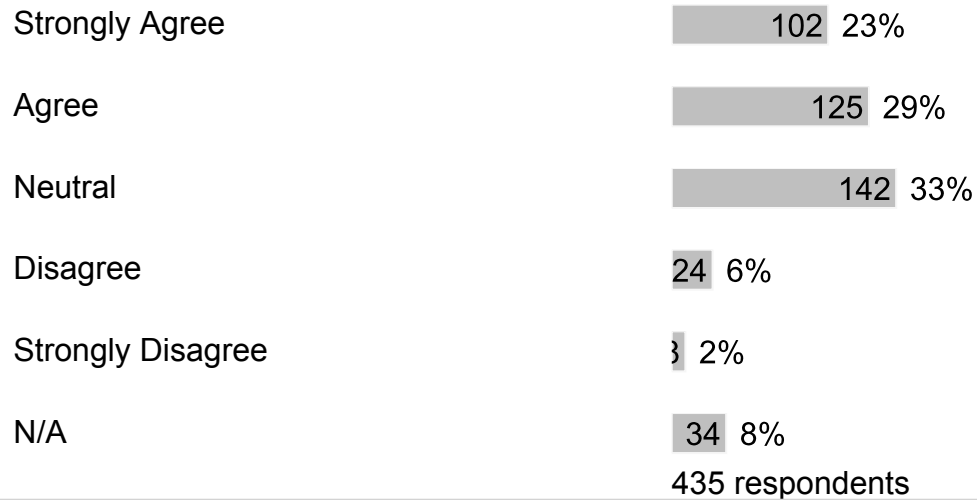


3. My school motivates me to set academic goals and learn new things.







4. My teachers use tests, projects, presentations, and portfolios to assess my understanding of what was taught.




5. My school prepares me for success in the next school year.




6. Lessons and materials in our school prepare us to be effective users of media and technology.



7. In class, students spend considerable amounts of time actively engaged in learning (such as solving problems, discussing ideas, creating their own work, reading, writing, speaking and researching).



8. My teachers effectively engage students in the classroom and encourage creative thinking.



435 respondents

9. There are few distractions during class.

Strongly Agree	109	25%
Agree	94	22%
Neutral	162	37%
Disagree	35	8%
Strongly Disagree	33	8%

433 respondents

10. Students are encouraged to work in groups regularly.

Strongly Agree	66	15%
Agree	117	27%
Neutral	193	45%
Disagree	34	8%
Strongly Disagree	23	5%

433 respondents

11. Teachers are generally fair when it comes to grading student work.

Strongly Agree	83	19%
Agree	113	26%
Neutral	179	41%
Disagree	33	8%

Strongly Disagree 28 6%
436 respondents

12. I give class presentations or share my work with classmates.

Strongly Agree 71 16%
Agree 119 27%
Neutral 193 44%
Disagree 33 8%
Strongly Disagree 8 4%
434 respondents

13. I work on assignments that challenge me and/or take more than one class period to complete.

Strongly Agree 99 23%
Agree 132 30%
Neutral 168 39%
Disagree 9 4%
Strongly Disagree 6 4%
434 respondents

14. I complete meaningful homework to review what I learned in class and/or prepare for the next day's lesson.

Strongly Agree 86 20%
Agree 112 26%
Neutral 198 46%

Disagree 20 5%

Strongly Disagree 7 4%

433 respondents

15. I receive feedback about my work that helps me better understand what I'm learning.

Strongly Agree 82 19%

Agree 127 30%

Neutral 179 42%

Disagree 26 6%

Strongly Disagree 6 4%

430 respondents

16. I am provided opportunities to correct or improve my work.

Strongly Agree 93 21%

Agree 117 27%

Neutral 183 42%

Disagree 23 5%

Strongly Disagree 7 4%

433 respondents


17. I am provided opportunities to participate in class discussions and activities.

Strongly Agree 93 22%


Agree 126 29%



18. My teachers explain their expectations so I can be successful.




19. My teachers provide me with information about how well I am doing in school.




20. Teachers regularly post information online or send home a newsletter.

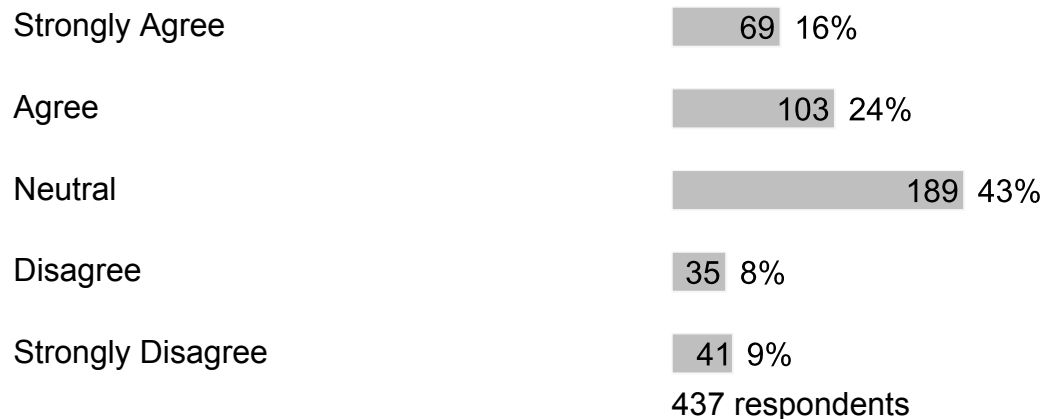




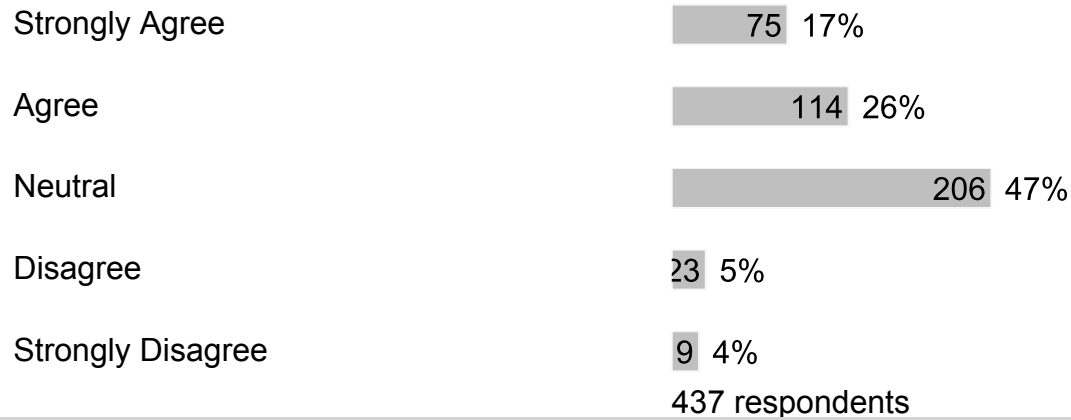
21. My teachers keep my family informed of my academic progress.




22. My school considers students' opinions when changing rules/policies and planning ways to improve the school.




23. My school shares information about school success with my community.



24. Our school uses different ways to communicate what is happening to parents and students.



25. My school focuses on Customer Service (greeting with a smile and responding to questions and concerns within one business day).



437 respondents

H. Section 7

1. What else would you like to tell us about your school?

Free form text answers are available in the exported CSV report