

BCPS PARENT CUSTOMER SURVEY 2025 (English, Spanish, Portuguese and Haitian Creole)

run on 09/23/2025



surveys

Custom Survey

1 survey(s) 165 response(s)

Report Filters

School:
N/A

Race:
N/A

Grade:
N/A

Gender:
N/A

Ethnicity:
N/A

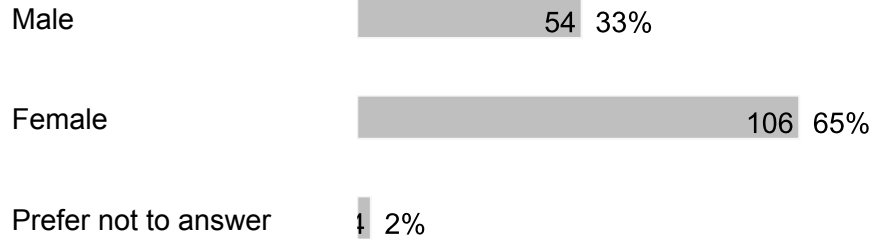
Tag:
N/A

BCPS PARENT CUSTOMER SURVEY 2025 (English, Spanish, Portuguese and Haitian Creole)

Demographics

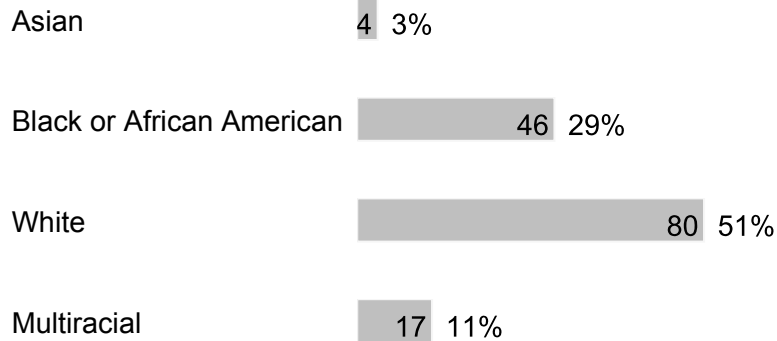
Number of Responses | Percentages of Total Responses

1. Gender



164 respondents

2. Race



Other 10 6%

157 respondents

3. Ethnicity

Hispanic 35 23%

Non-Hispanic or Latino 112 73%

Prefer not to answer 7 5%

154 respondents

4. Grade

Grade 6 52 32%

Grade 7 62 38%

Grade 8 49 30%

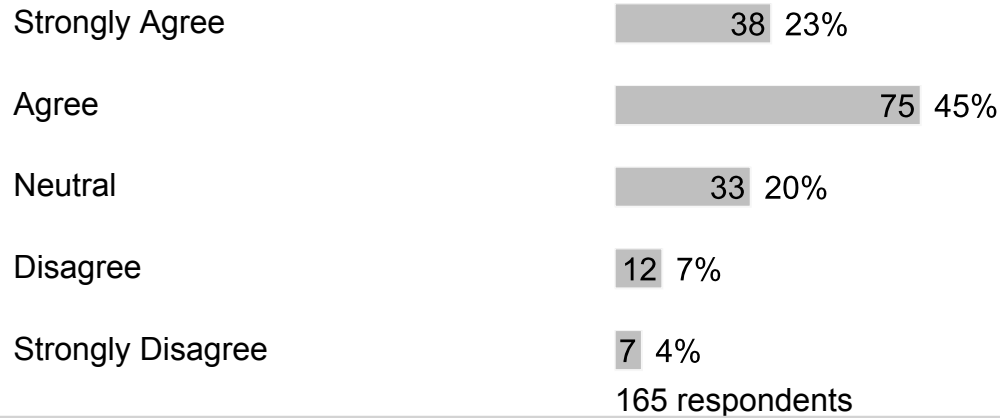
Grade 9 1 1%

Grade 11 1 1%

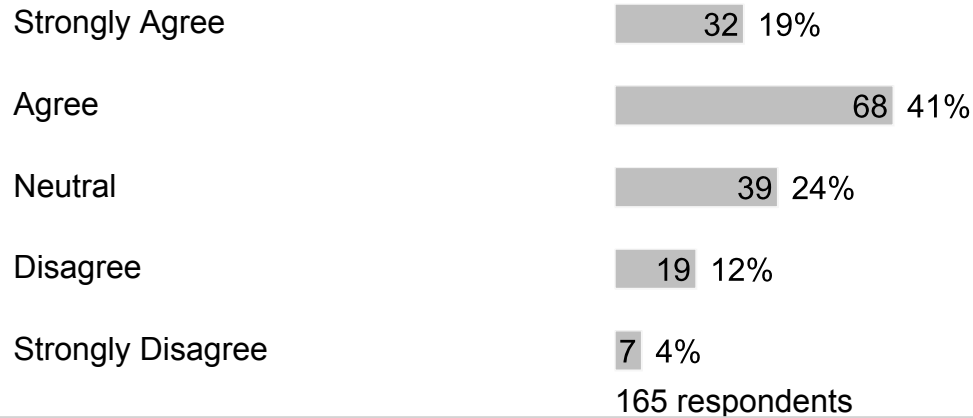
165 respondents

C. Section 2

1. My child feels safe at school.



2. My child's school is clean and well-maintained.



3. I would recommend my child's school to my friends and/or family.



Disagree 8 5%

Strongly Disagree 8 5%

164 respondents

4. Bullying is when 1 or more students tease, threaten, spread rumors about, hit, shove or hurt another student over and over again. It is not bullying when 2 students of about the same strength or power argue, fight or tease each other in a friendly way. Have students bullied or cyberbullied your child at school this year?

Strongly Agree 19 12%

Agree 16 10%

Neutral 34 21%

Disagree 43 27%

Strongly Disagree 49 30%

161 respondents

5. After my child was bullied, I contacted school staff.

Strongly Agree 12 8%

Agree 20 13%

Neutral 20 13%

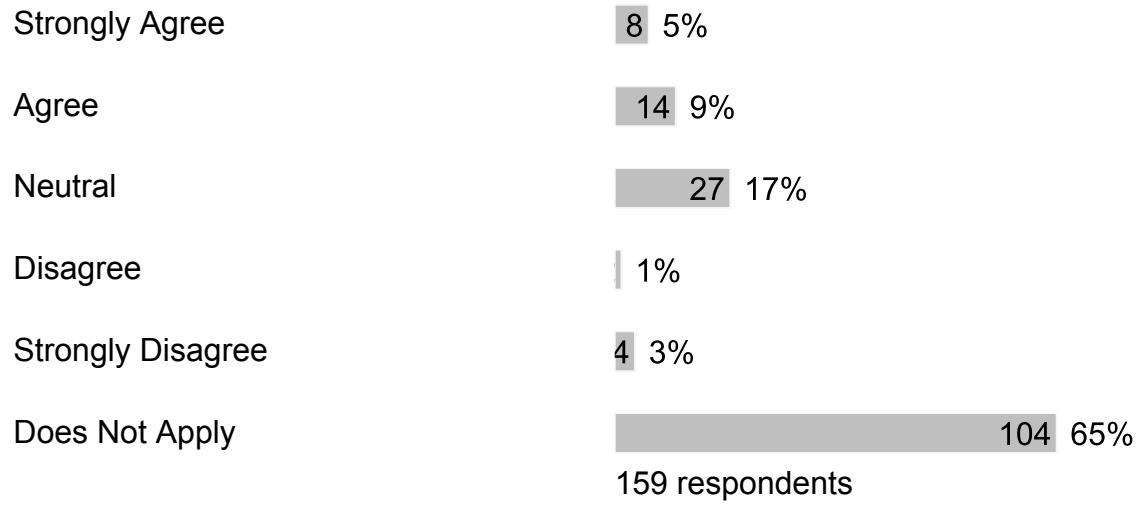
Disagree 4 3%

Strongly Disagree 1 1%

Does Not Apply 102 64%

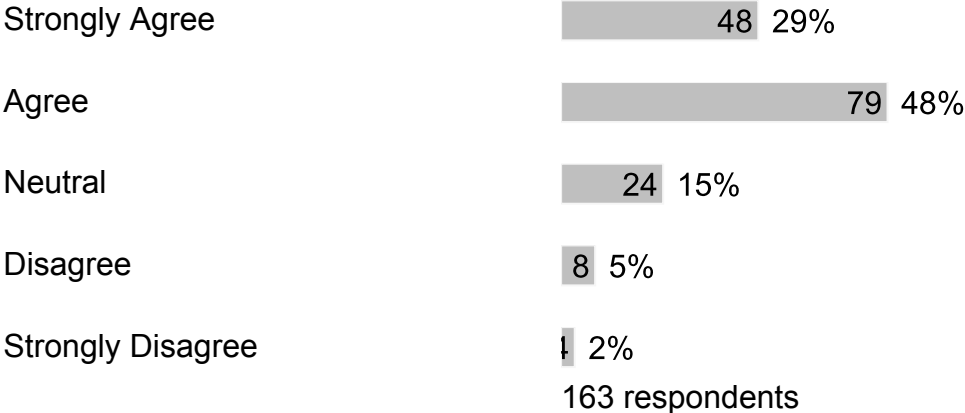
160 respondents

6. After I contacted school staff, the bullying behavior against my child stopped.



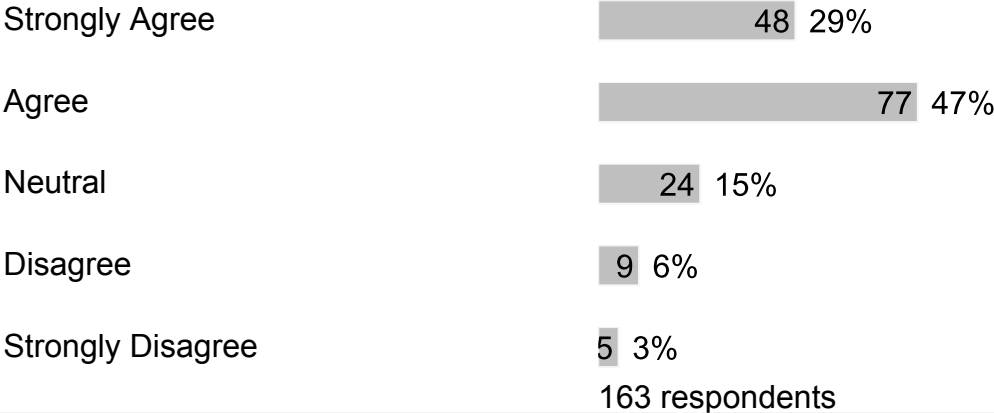
D. Section 3

1. Our school provides adequate technology and internet access for my child(ren) to complete their schoolwork.

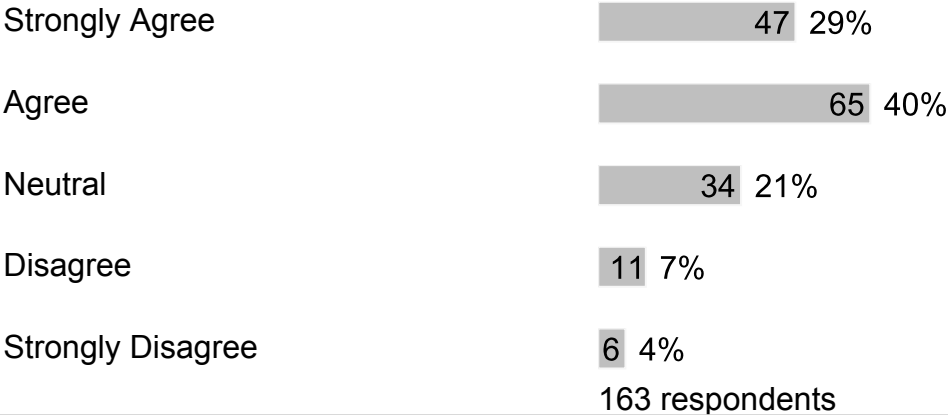


E. Section 4


1. Our school provides sufficient material resources (books, computers, learning materials, etc.) to meet student needs.



2. Our school provides qualified staff members to support student learning.



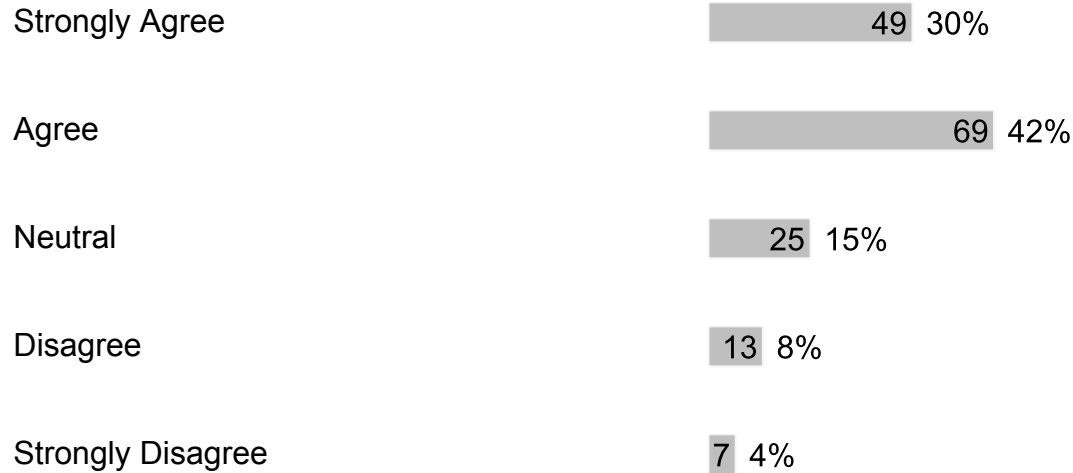
3. At school, my child has up-to-date computers and other technology to learn.






F. Section 5

1. If my child has a problem, they know who they can go to for help.




163 respondents

2. My child likes going to school.




163 respondents

3. I would recommend my child's school to my friends and/or family.



163 respondents

4. Our school treats students with value, respect and compassion.



163 respondents

5. The office staff is helpful and made me feel valued as a parent/guardian.





163 respondents

6. When visiting the school, I am greeted with courtesy and respect by the office staff.



163 respondents

7. Phone calls to the school are answered in a polite and respectful manner by the office staff.

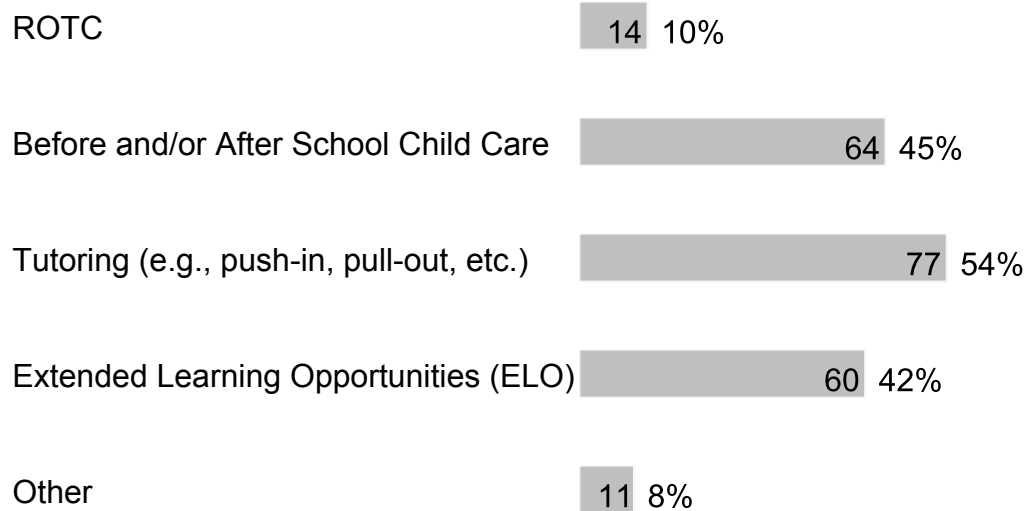


| | | |
|-------------------|----|-----|
| Neutral | 31 | 19% |
| Disagree | 10 | 6% |
| Strongly Disagree | 6 | 4% |

163 respondents

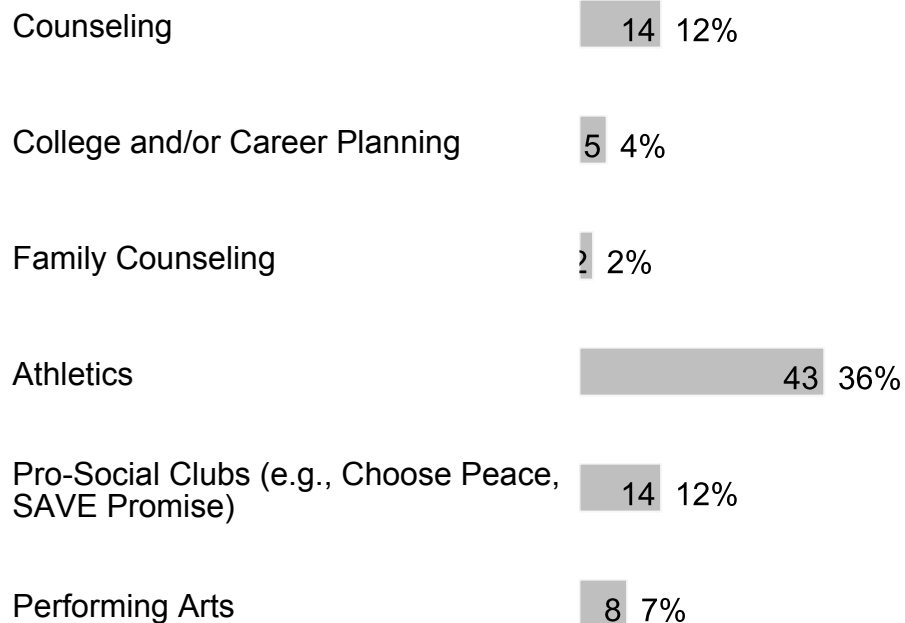
8. At our school, the following programs/services are available (check all that apply):

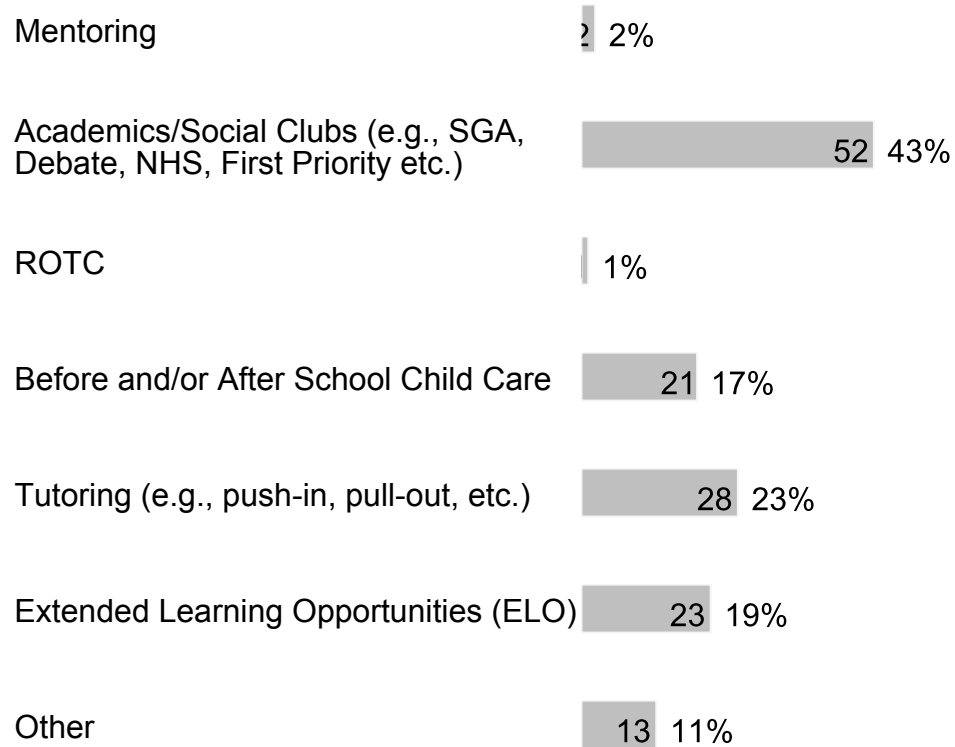
| | | |
|---|-----|-----|
| Counseling | 98 | 69% |
| College and/or Career Planning | 32 | 22% |
| Family Counseling | 28 | 20% |
| Athletics | 116 | 81% |
| Pro-Social Clubs (e.g., Choose Peace, SAVE Promise) | 61 | 43% |
| Performing Arts | 30 | 21% |
| Mentoring | 28 | 20% |
| Academics/Social Clubs (e.g., SGA, Debate, NHS, First Priority, etc.) | 96 | 67% |
| Peer Counseling/Peer Mediation | 20 | 14% |



143 respondents


9. At our school, my child participates in the following programs/services (check all that apply):

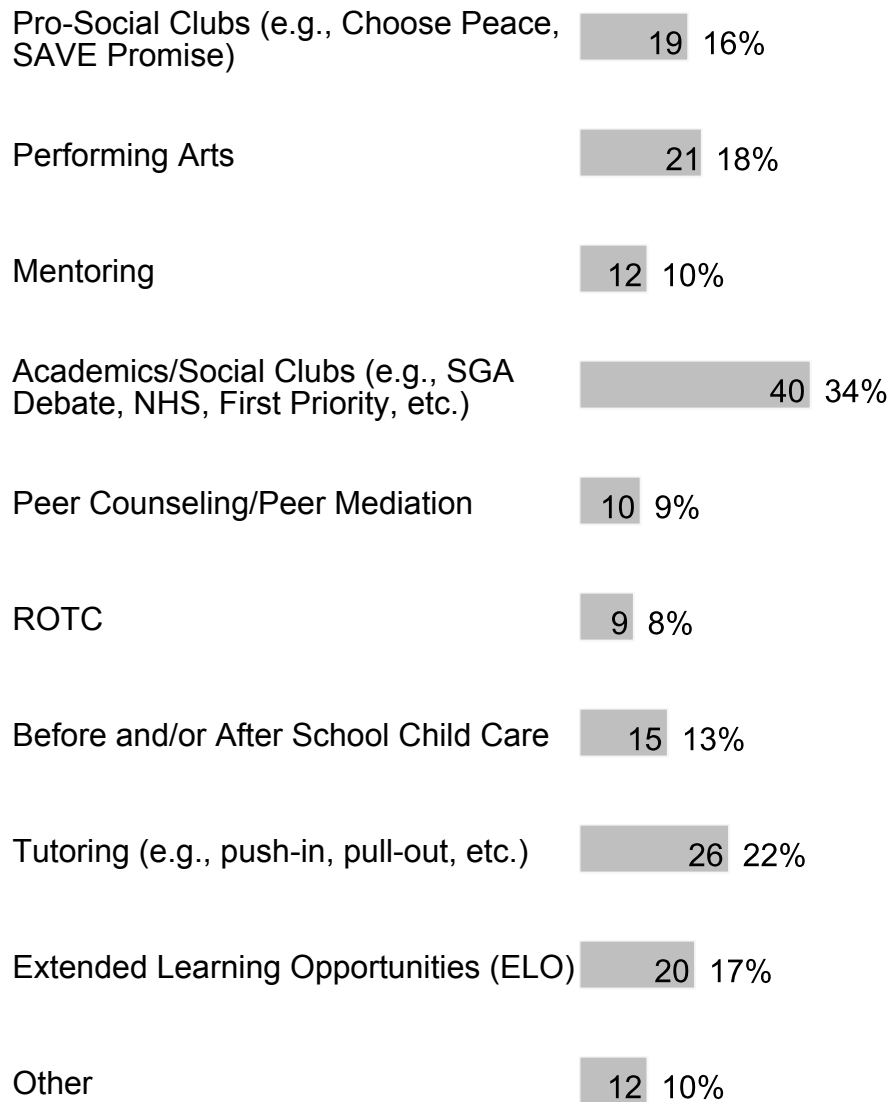




121 respondents

10. At our school, these are the following programs/services that my child values most or would value if they were available (check all that apply):





116 respondents

11. Our school has a family resource center and/or a staff member assigned to work with families.



Neutral 86 54%


Disagree 4 3%

Strongly Disagree 6 4%


160 respondents

G. Section 6

1. The principal is a positive educational leader at the school.



2. The assistant principal(s) is a positive educational leader at the school.



3. Our school's administration provides strong instructional leadership.



Disagree 8 5%

Strongly Disagree 5 3%

162 respondents

4. Our school has established goals and a plan for improving student learning.

Strongly Agree 57 35%

Agree 58 36%

Neutral 35 21%

Disagree 7 4%

Strongly Disagree 6 4%

163 respondents

5. Our school meets my expectations to prepare my child well for the next level of study.

Strongly Agree 50 31%

Agree 60 37%

Neutral 32 20%

Disagree 17 10%

Strongly Disagree 1 2%

163 respondents

6. Our school shares responsibility for student learning with its staff, parents and community members.

Strongly Agree 54 33%

Agree 67 41%

Neutral 27 17%

Disagree 8 5%

Strongly Disagree 6 4%

162 respondents

7. Our school has high expectations for students.

Strongly Agree 60 37%

Agree 63 39%

Neutral 27 17%

Disagree 7 4%

Strongly Disagree 6 4%

163 respondents

8. My child's teachers provide curriculum that meets the learning needs of my child.

Strongly Agree 52 32%

Agree 62 38%

Neutral 27 17%


Disagree 12 7%

Strongly Disagree 10 6%

163 respondents

9. My child's teachers give work that challenges my child.


Strongly Agree 58 36%



10. My child's teachers work as a team to help my child learn.



11. My child's teachers use a variety of teaching strategies.



12. My child's teachers adjust the instruction to meet my child's learning needs.




161 respondents

13. My child sees a relationship between what is being taught and everyday life.




162 respondents

14. Clear learning expectations are set for my child.




162 respondents

15. My child's understanding of what was taught is regularly assessed.



16. Our school works to keep instructional time free from distraction.



17. My child's teachers keep me informed regularly about my child's progress and how they are being graded.



Strongly Disagree 14 9%
162 respondents

18. My child's teachers report on my child's progress in easy to understand language.

Strongly Agree 41 25%
Agree 56 35%
Neutral 40 25%
Disagree 16 10%
Strongly Disagree 8 5%
161 respondents

19. Teachers schedule conferences to share student learning progress with families.

Strongly Agree 31 19%
Agree 30 19%
Neutral 48 30%
Disagree 29 18%
Strongly Disagree 24 15%
162 respondents

20. My child is prepared for success in the next school year.

Strongly Agree 47 29%
Agree 63 39%
Neutral 33 20%

Disagree 8 5%

Strongly Disagree 11 7%

162 respondents

21. Families are encouraged to volunteer.

Strongly Agree 41 26%

Agree 72 45%

Neutral 35 22%

Disagree 7 4%

Strongly Disagree 5 3%

160 respondents

22. Families are given the opportunity to participate on school committees.

Strongly Agree 46 29%

Agree 69 43%

Neutral 35 22%

Disagree 6 4%

Strongly Disagree 5 3%

161 respondents

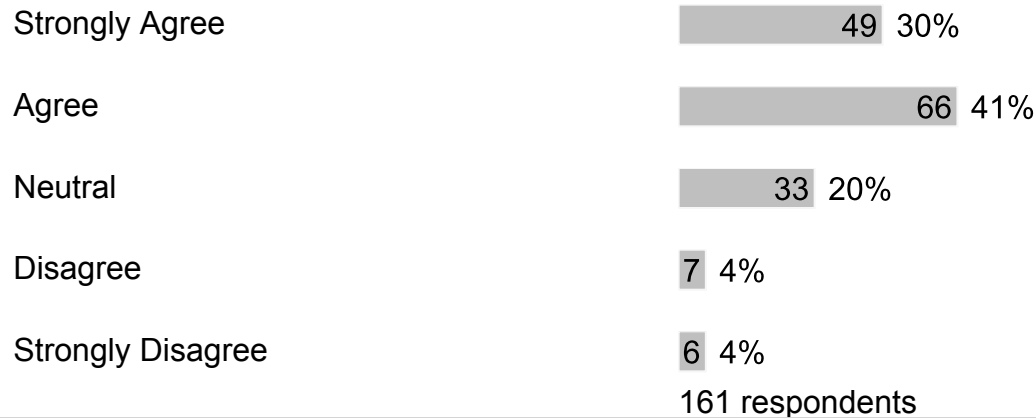
23. I am well-informed of the school's goals and activities.

Strongly Agree 46 28%


Agree 66 41%



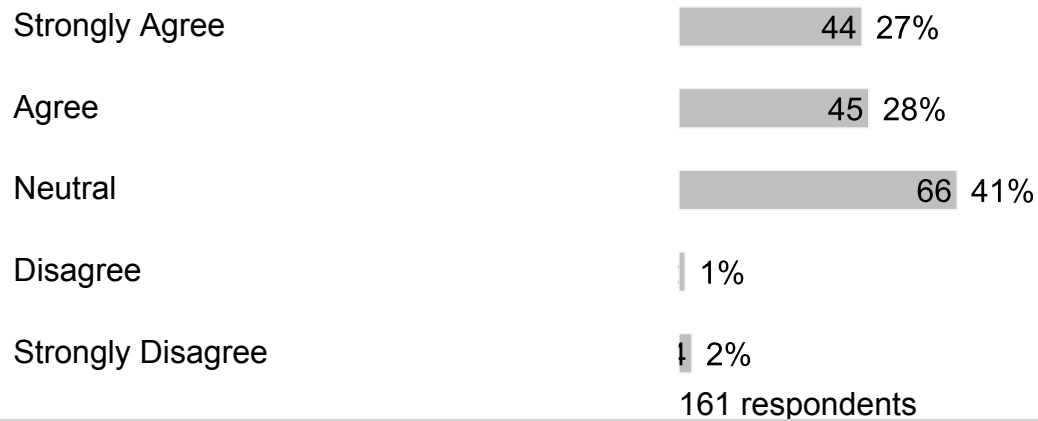
24. Our school reports the achievement of school goals.




25. Our school provides opportunities for parents to be involved through the School Advisory Council (SAC) and/or the School Advisory Forum (SAF).




26. The School Improvement Plan (SIP) is regularly reviewed and revised through the School Advisory Council (SAC).




27. Our school communicates information in ways that are easy for families to understand.




28. Teachers regularly post information online or send home a newsletter.




29. Our school asks families for their ideas on the best way to communicate school-related information.



30. Our school asks for family input when changing rules or policies.



31. Our school focuses on Customer Service (greeting with a smile and responding to questions and concerns within one business day).



Strongly Disagree

12 7%

161 respondents

H. Section 7

1. What else would you like to tell us?

Free form text answers are available in the exported CSV report