

# BCPS STUDENT (Grades 6-12) CUSTOMER SURVEY 2024

---

run on 09/19/2024



surveys



# BCPS STUDENT (Grades 6-12) CUSTOMER SURVEY 2024

run on 09/19/2024

Custom Survey

1 survey(s) 167 response(s)

## Report Filters

**School:**  
N/A

**Race:**  
N/A

**Grade:**  
N/A

**Gender:**  
N/A

**Ethnicity:**  
N/A

**Tag:**  
N/A

## BCPS STUDENT (Grades 6-12) CUSTOMER SURVEY 2024

### Demographics

Number of Responses | Percentages of Total Responses

#### 1. Gender

Male 92 55%

Female 73 44%

Prefer not to answer 1%

166 respondents

#### 2. Race

American Indian or Alaska Native 1%

Asian 1%

Black or African American 106 65%

Native Hawaiian or Other Pacific Islander 1%

White 22 13%

Multiracial 7 4%

Other 23 14%

163 respondents

### 3. Ethnicity

Hispanic 48 33%

Non-Hispanic or Latino 63 44%

Prefer not to answer 33 23%

144 respondents

### 4. Grade

Grade 7 18 11%

Grade 8 26 16%

Grade 9 6 4%

Grade 10 16 10%


Grade 11 47 28%

Grade 12 54 32%


167 respondents

## C. Safety

### 1. I feel safe at my school.



### 2. I feel safe getting to and from my school.



**3. \*Note:** Remember, this survey is anonymous, please report any bullying concerns to a trusted adult at your school. The next 10 questions ask about bullying. Bullying is when 1 or more students tease, threaten, spread rumors about, hit, shove, or hurt another student over and over again. It is not bullying when 2 students of about the same strength or power argue, fight or tease each other in a friendly way. During the past 12 months, have you ever been bullied on school property?

Yes 20 12%

No 147 88%

167 respondents

4. The primary location on school property where I was bullied during the last 12 months was:

On the school bus 6 4%

In the classroom 8 5%

In the cafeteria 1 1%

In the hallway 1 1%

In the restroom 3 2%

Other school area 5 3%

Does not apply to me 143 86%

167 respondents

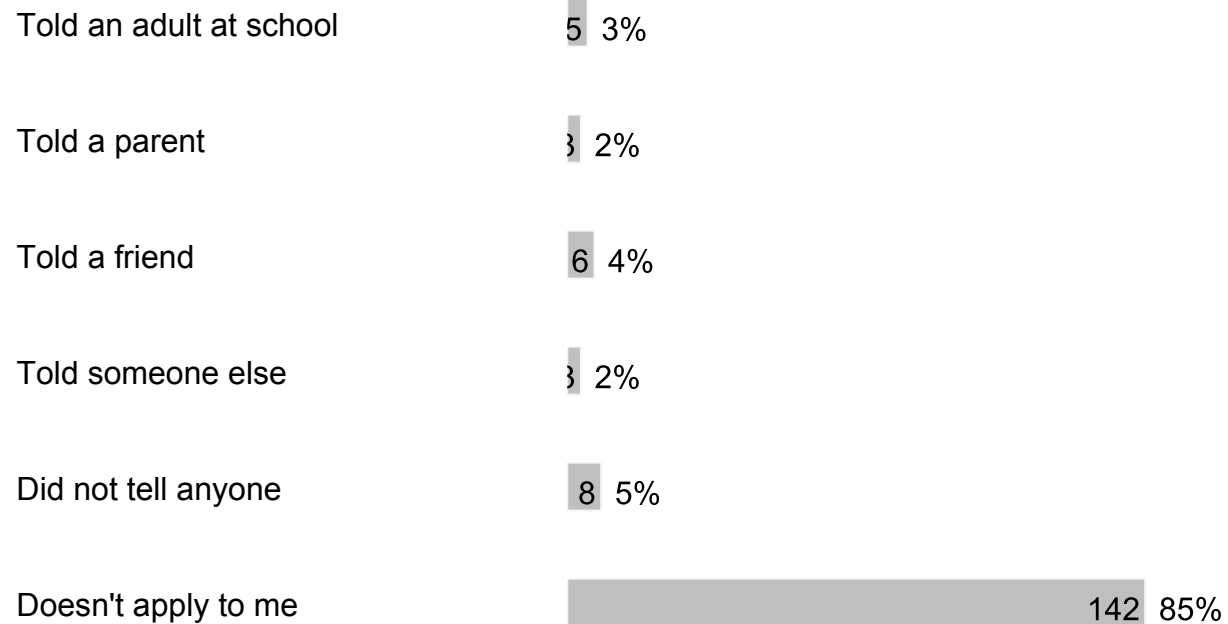
5. During the past 12 months, have you ever been electronically bullied? (Count being bullied through texting, Instagram, TikTok, Snapchat or other social media.)

Yes 16 10%

No 151 90%

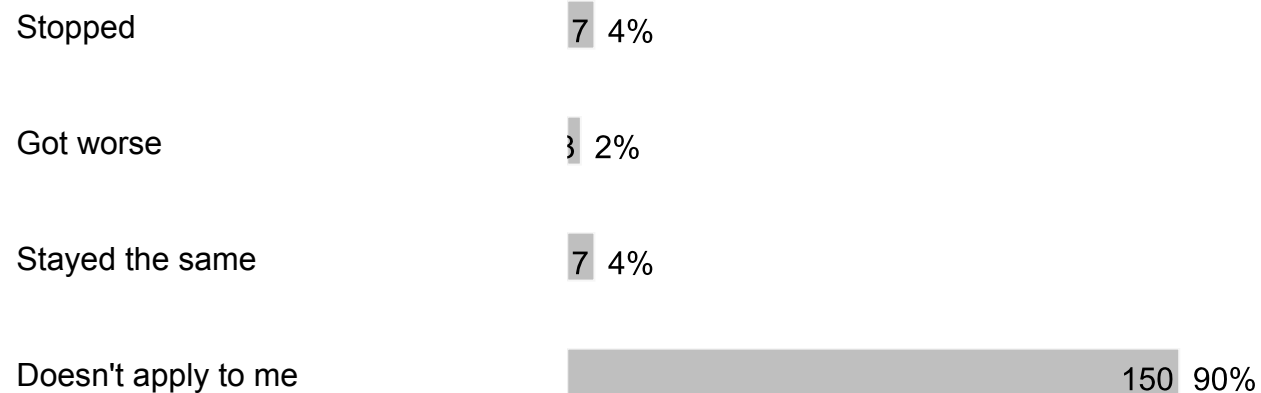
167 respondents

**6. After I was bullied, I:**



167 respondents

**7. After I told an adult at school about being bullied, the bullying:**




167 respondents

**8. A teacher or another adult at school taught our class about what bullying is this school year.**




167 respondents

**9. I think bullying is wrong.**



167 respondents

**10. I know different ways to intervene or help if bullying were occurring or going to occur.**



167 respondents

**11. I would intervene or help if another student was being bullied.**

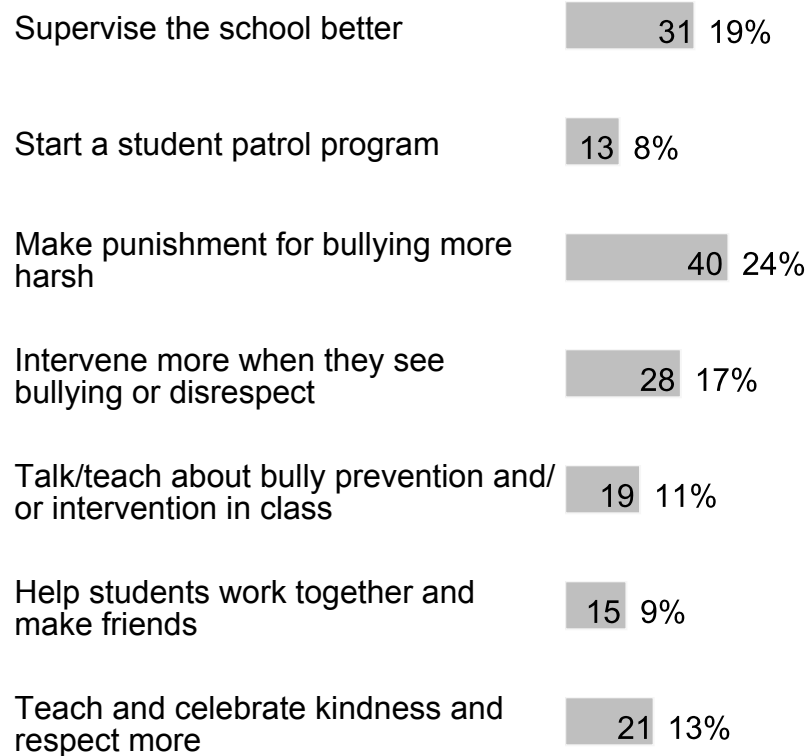






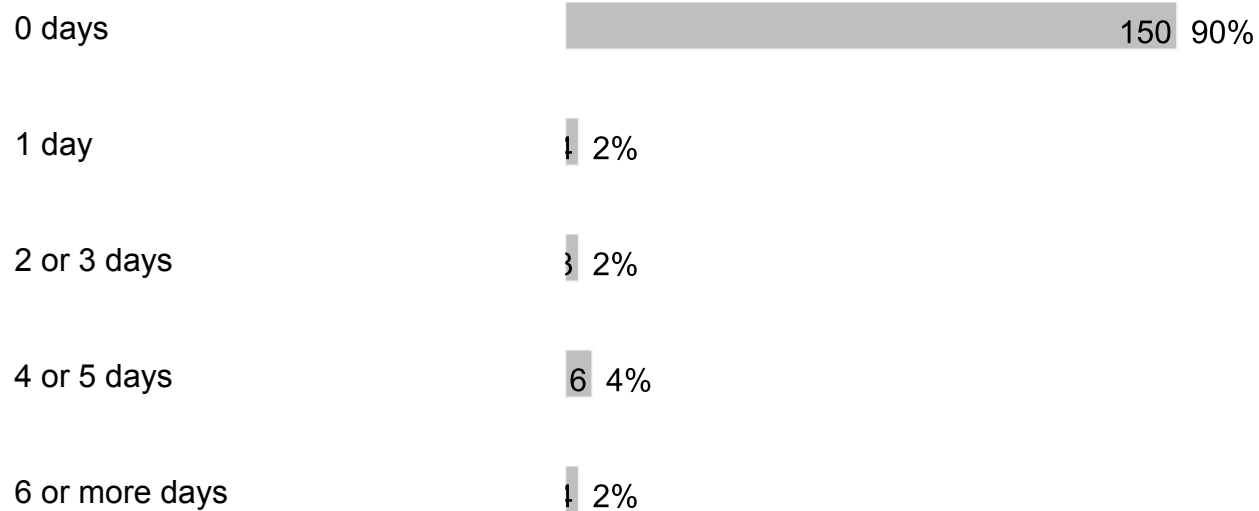
167 respondents

**12. What can adults do to help stop bullying at school?**



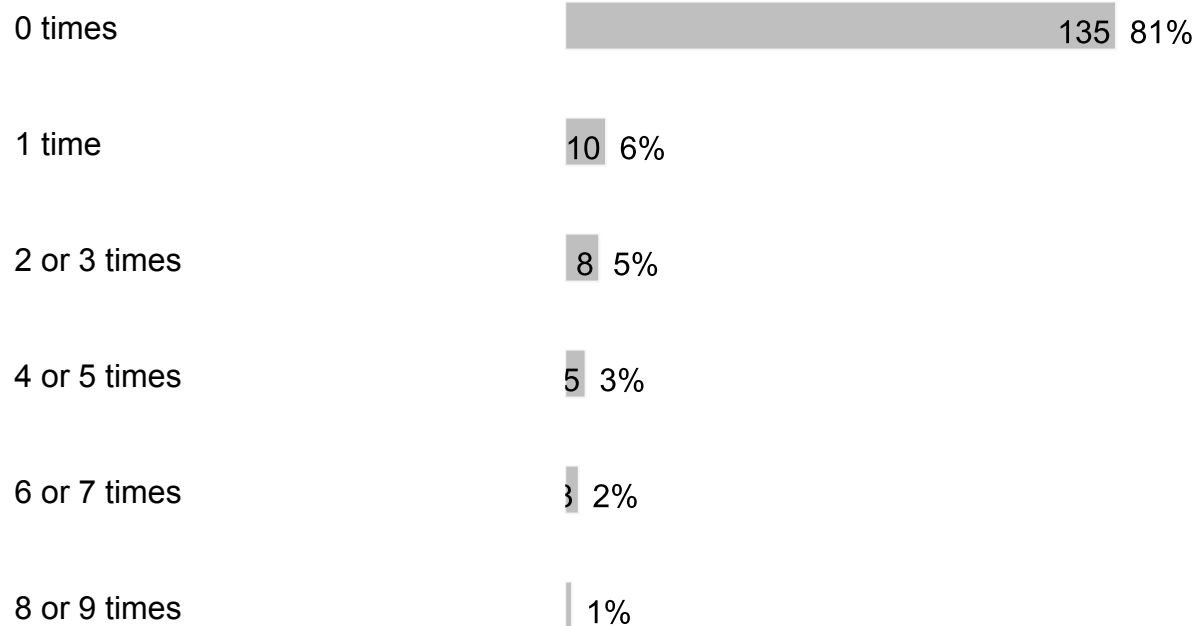
167 respondents

**13. During the past 30 days, how many days did you carry a weapon such as a gun, knife or club on school property?**



167 respondents

**14. During the past 30 days, how many times have you been threatened by another student at school?**



10 or 11 times | 1%

12 or more times | 2%

167 respondents

**15. During the past 12 months, how many times were you in a physical fight on school property?**

0 times 143 86%

1 time 6 4%

2 or 3 times 7 4%

4 or 5 times 1 2%

6 or 7 times | 1%

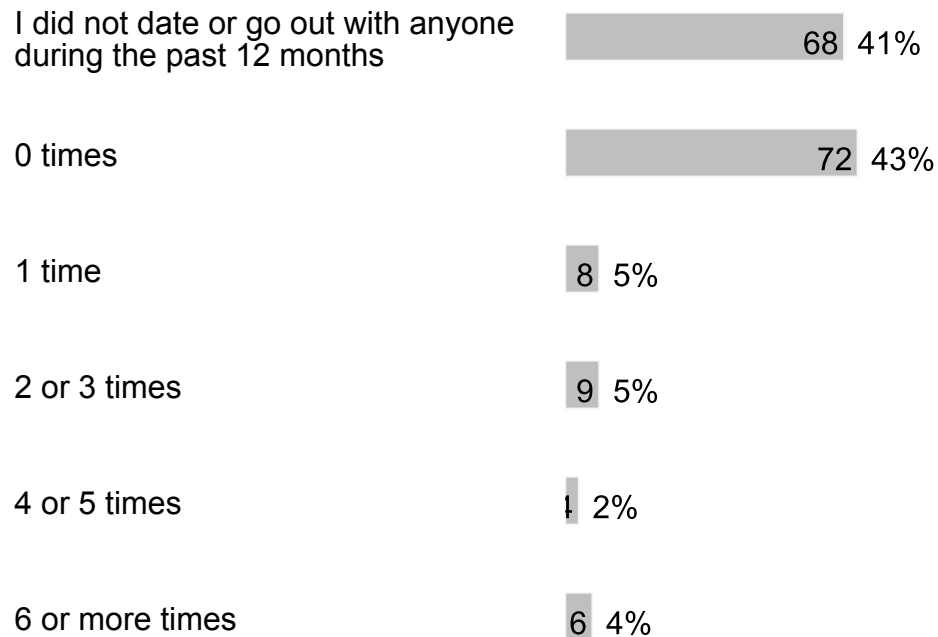
8 or 9 times | 1%

10 or 11 times | 1%

12 or more times | 1%

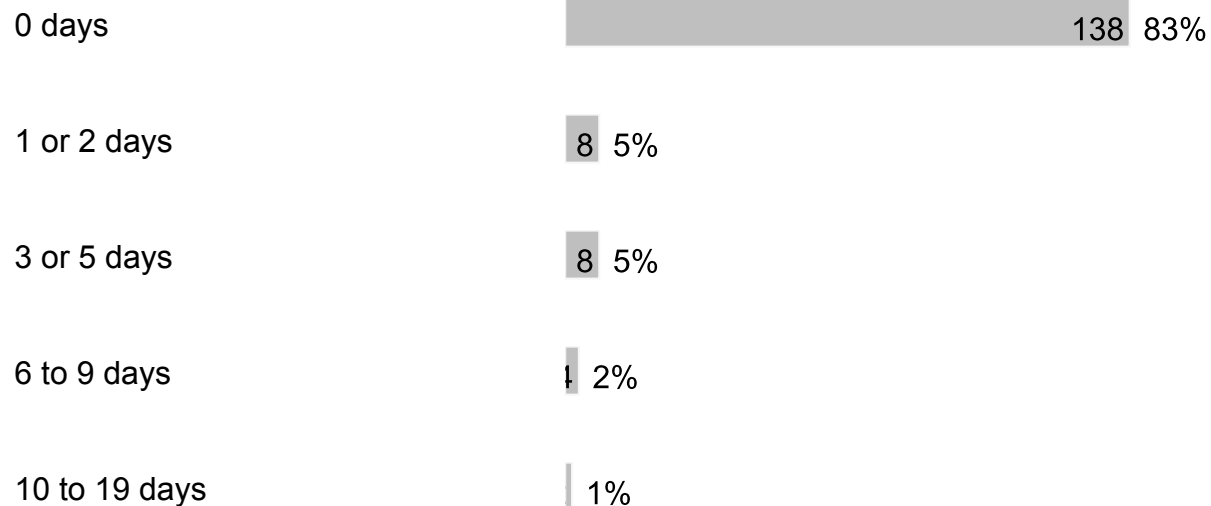
166 respondents

**16. During the past 12 months, how many times did someone you were dating or going out with physically hurt you on purpose? (Count such things as being hit, slammed into something or injured with an object or weapon.)**



167 respondents

**17.** During the past 30 days, how many days did you have at least one drink of alcohol? (Alcohol includes drinking beer, wine, flavored alcoholic beverages and liquor such as rum, gin, vodka, whiskey, etc.) For the purpose of this question, drinking alcohol does not include drinking a few sips of wine for religious purposes.



20 to 29 days | 1%

All 30 days 5 3%

167 respondents

**18.** During the past 30 days, how many days did you use an electronic vapor product? (Electronic vapor products include JUUL, SMOK, Suorin, Vuse, blu e-cigarettes, vapes, vape pens, e-cigars, e-hookahs, hookah pens, mods, etc.)

0 days 140 84%

1 or 2 days 9 5%

3 or 5 days | 1%

6 to 9 days 6 4%

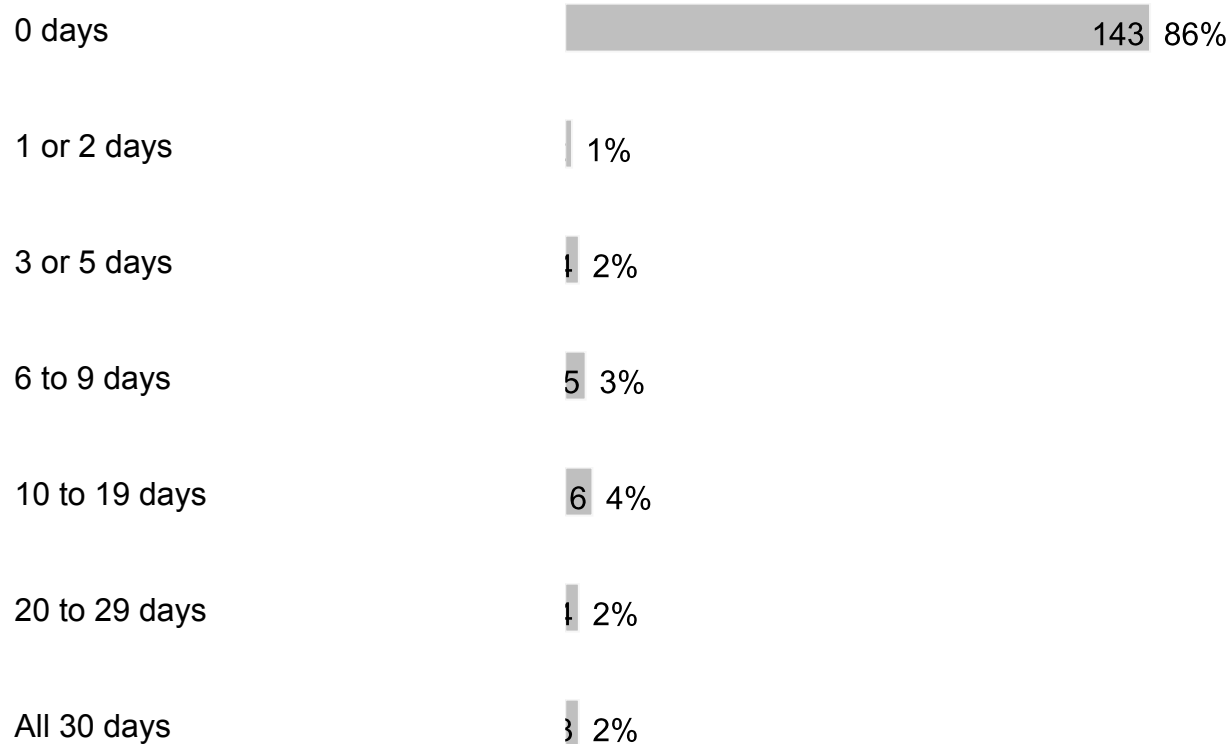
10 to 19 days 3 2%

20 to 29 days | 1%

All 30 days 6 4%


167 respondents

**19.** During the past 30 days, how many days did you use marijuana (also called pot or weed)? Do not count CBD-only or hemp products, which come from the same plant as marijuana, but do not cause a high when used alone.



167 respondents

**20.** During the school year, I participated in alcohol, other drug or tobacco prevention activities or lessons.



167 respondents

**21.** I believe drinking alcohol is bad for your brain.



167 respondents

**22.** In your opinion, what percentage of Broward County students in grades 6 - 12 choose not to drink alcohol?

25% 65 39%

50% 50 30%

75% 33 20%

Over 80% 19 11%

167 respondents

**23.** I believe using drugs are bad for your health.

Yes 128 77%

No 39 23%

167 respondents

**24.** At what age is a human brain fully developed?

15 13 8%

18 42 25%

25 112 67%

167 respondents

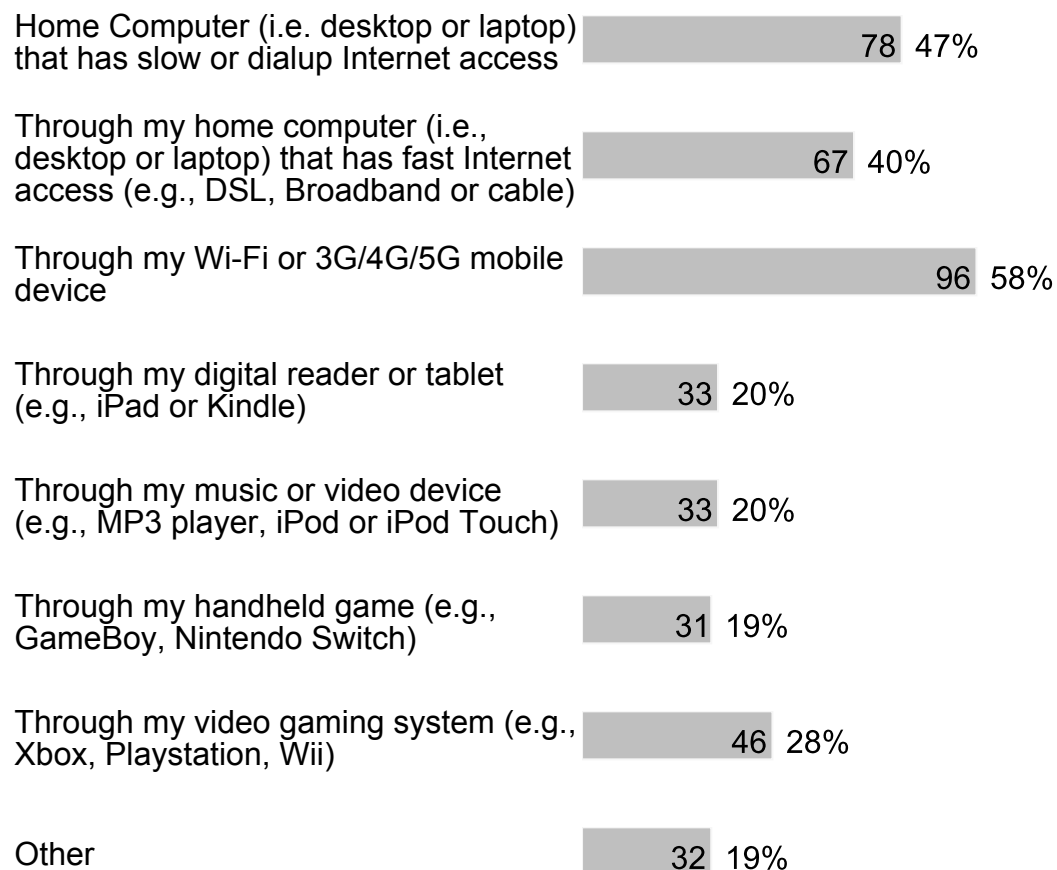
**25.** My school is clean and well-maintained.





## D. Equity

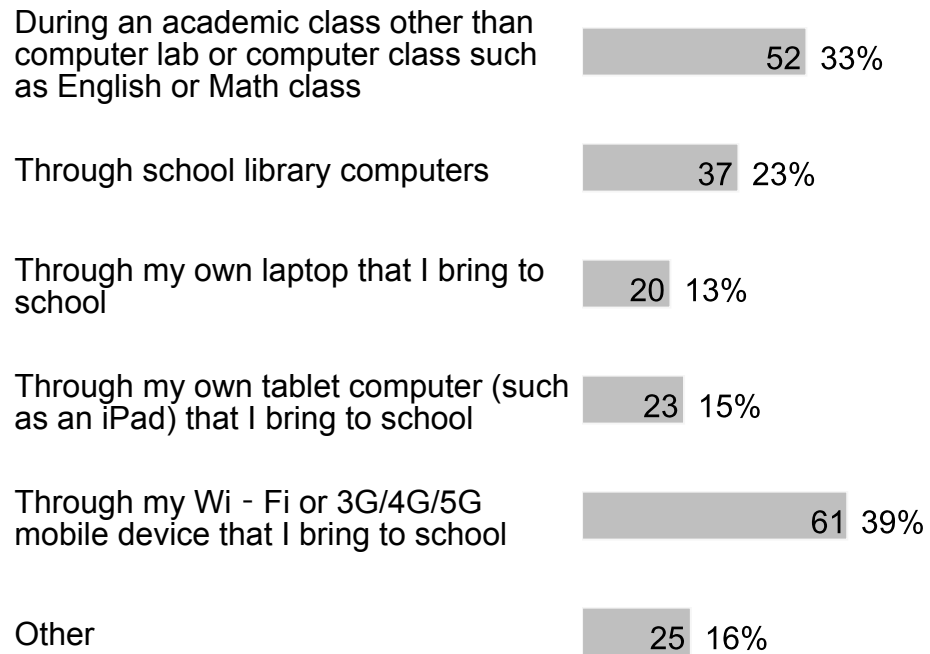
1. During a typical week, I have access to the internet at home in the following ways (check all that apply):



166 respondents

2. During a typical school day, I have access to the internet at school in the following ways (check all that apply):






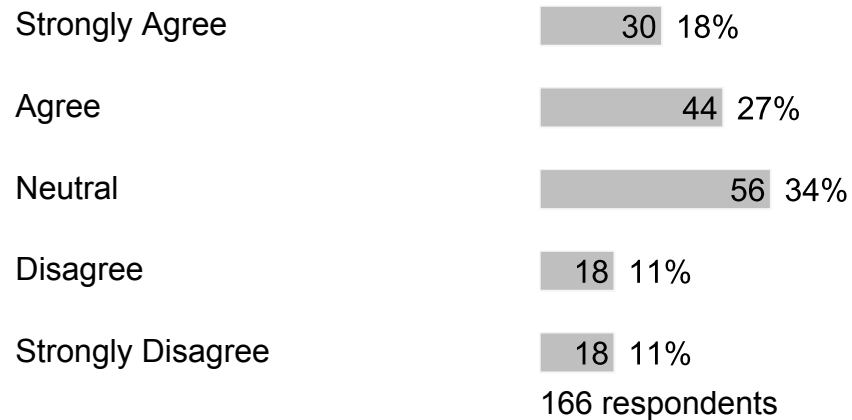
158 respondents

## E. School Support

1. My school provides sufficient material resources (books, supplies, technology, etc.) to meet my needs.




2. I would recommend my school to my friends.




# F. Wellness Support

## 1. If I have a problem, I know who I can go to for help.




167 respondents

## 2. In my school, students treat adults with respect.




166 respondents

**3. In my school, adults treat students with respect.**



167 respondents

**4. In my school, students treat each other with respect.**



167 respondents

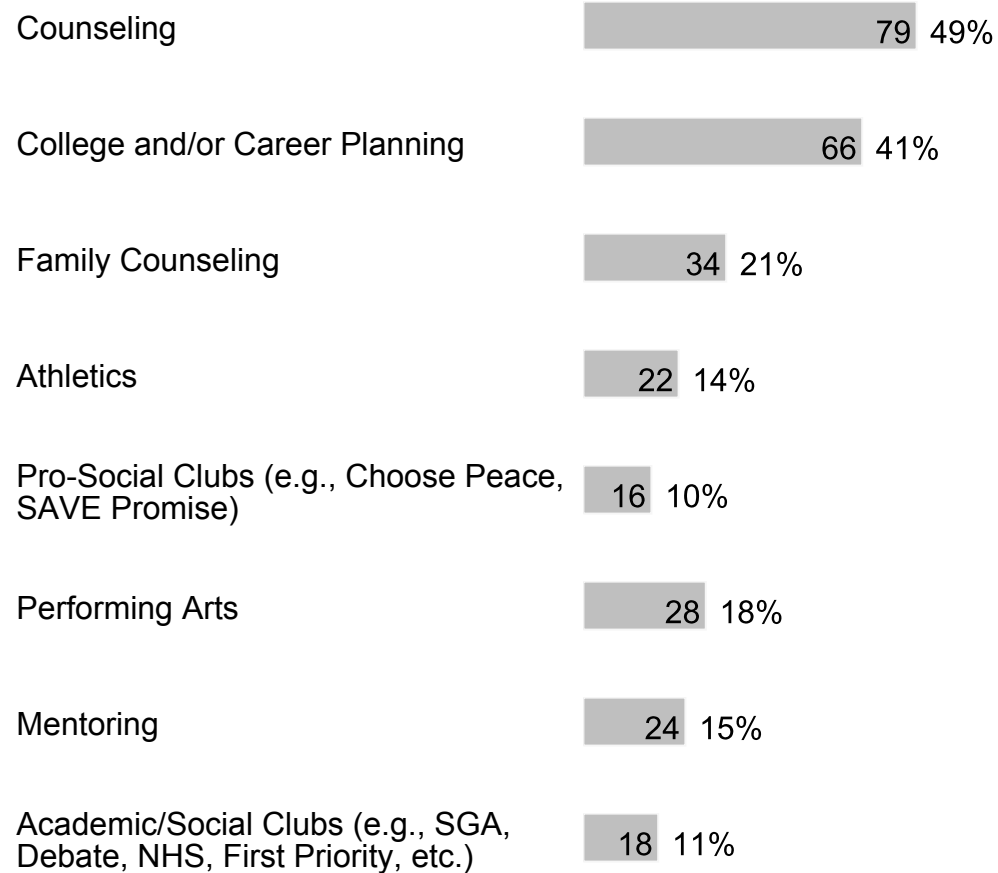
**5. My school provides me the support that I need.**

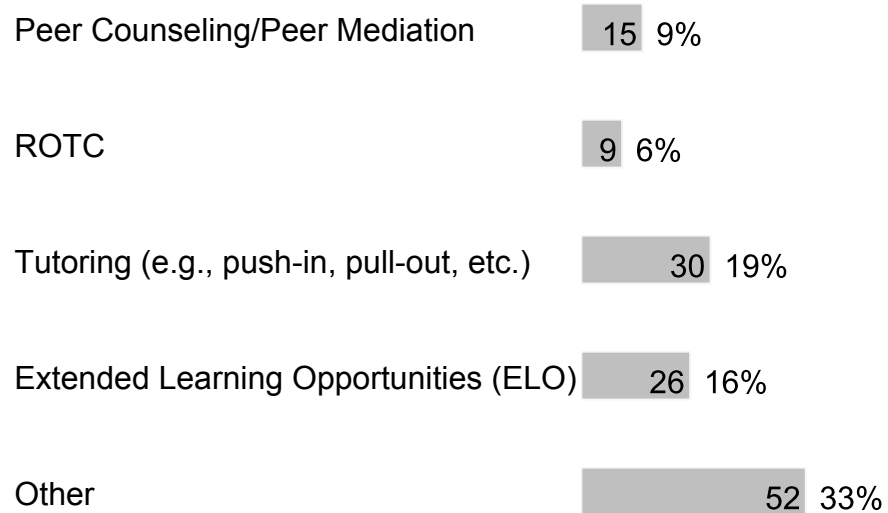




165 respondents

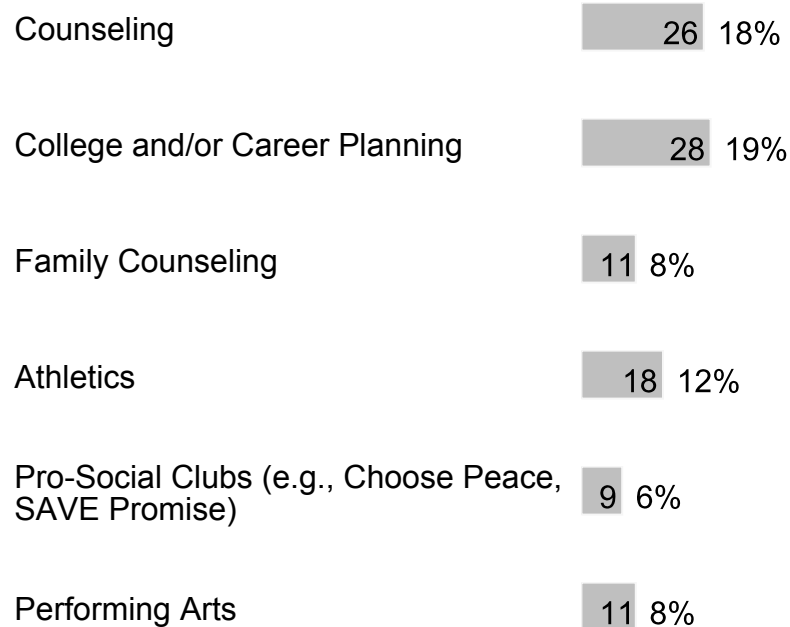
**6. At my school, the following programs/services are available (check all that apply):**

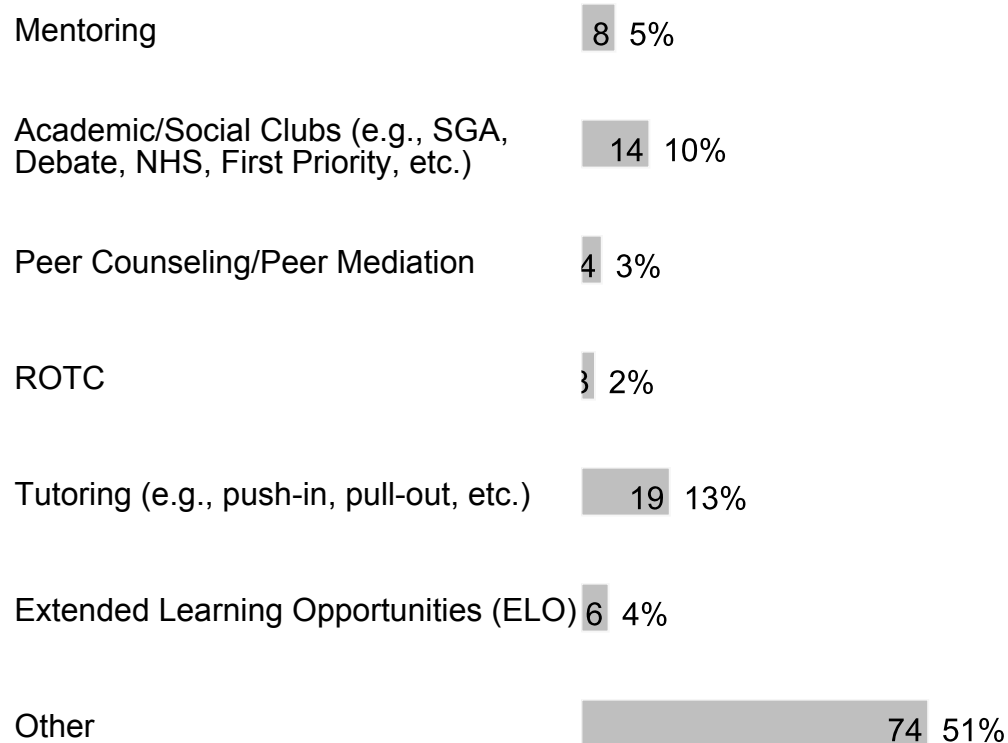




160 respondents

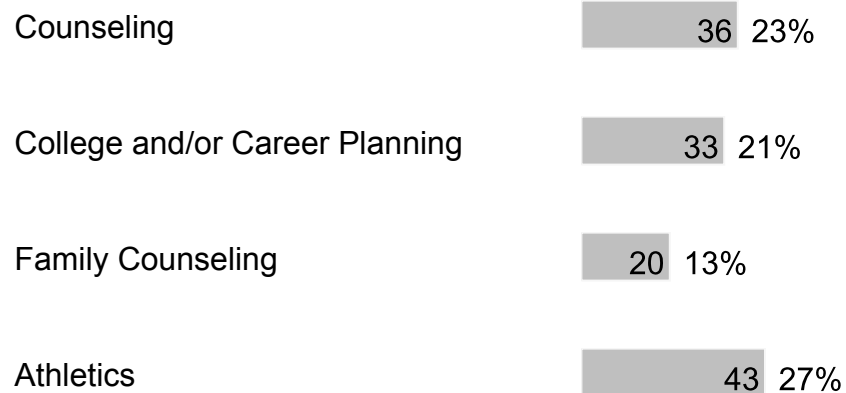
7. At my school, I participate in the following programs/services (check all that apply):



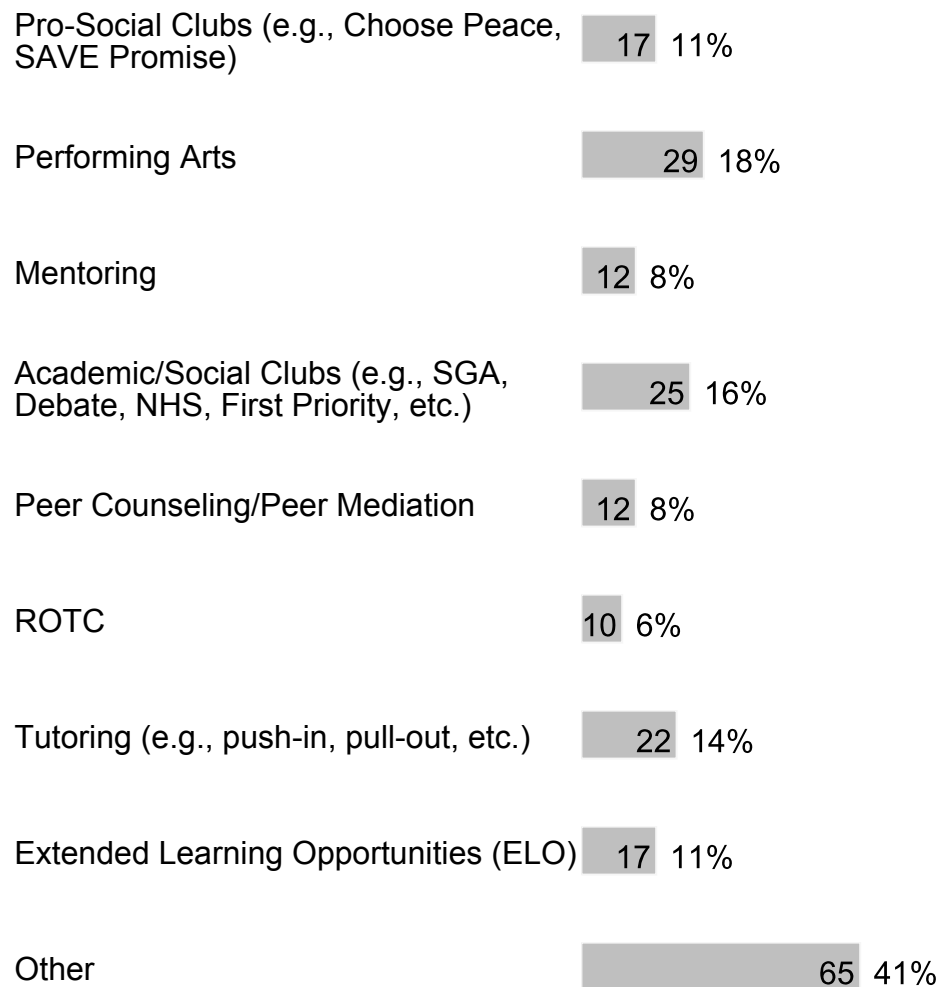


146 respondents

**8.** These are the programs/services at my school that I value most or would value if they were available at my school (check all that apply):







160 respondents

**9. I am friends with other students at this school.**



Disagree 9 5%

Strongly Disagree 5 3%

167 respondents

**10. Which character traits do you value the most in yourself and others? (check all that apply)**

Cooperation 67 40%

Responsibility 97 58%

Citizenship 48 29%

Respect 119 71%

Kindness 96 57%

Honesty 107 64%


Self-Control 102 61%

Tolerance 55 33%

Patriotism 18 11%

167 respondents

**11. I receive acknowledgement and/or praise for my strengths or accomplishments by adults at my school.**



164 respondents


**12. I enjoy eating food prepared by the cafeteria.**




167 respondents

# G. Accountability

## 1. In my school, a high-quality education is offered.



## 2. My school provides me with challenging curriculum, uses a variety of teaching methods and learning experiences to develop the skills I need to succeed.




## 3. My school motivates me to set academic goals and learn new things.






166 respondents

**4. My teachers use tests, projects, presentations, and portfolios to assess my understanding of what was taught.**



165 respondents

**5. My school prepares me for success in the next school year.**




167 respondents

**6. Lessons and materials in our school prepare us to be effective users of media and technology.**



166 respondents

**7.** In class, students spend considerable amounts of time actively engaged in learning (such as solving problems, discussing ideas, creating their own work, reading, writing, speaking and researching).




166 respondents

**8.** My teachers effectively engage students in the classroom and encourage creative thinking.



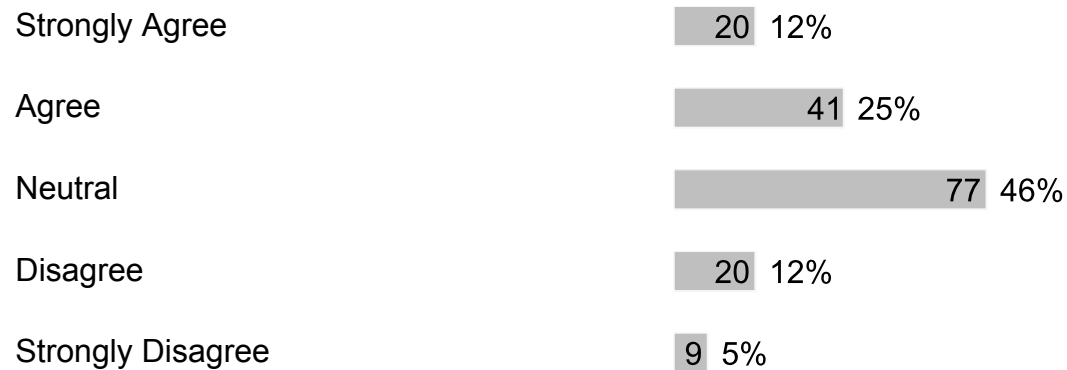
166 respondents

**9. There are few distractions during class.**



167 respondents

**10. Students are encouraged to work in groups regularly.**



167 respondents

**11. Teachers are generally fair when it comes to grading student work.**



Strongly Disagree 11 7%  
166 respondents

**12. I give class presentations or share my work with classmates.**

Strongly Agree 15 9%  
Agree 52 31%  
Neutral 77 46%  
Disagree 9 5%  
Strongly Disagree 14 8%  
167 respondents

**13. I work on assignments that challenge me and/or take more than one class period to complete.**

Strongly Agree 25 15%  
Agree 62 37%  
Neutral 62 37%  
Disagree 8 5%  
Strongly Disagree 9 5%  
166 respondents

**14. I complete meaningful homework to review what I learned in class and/or prepare for the next day's lesson.**

Strongly Agree 24 14%  
Agree 57 34%  
Neutral 66 40%



Disagree 11 7%

Strongly Disagree 8 5%

166 respondents

**15. I receive feedback about my work that helps me better understand what I'm learning.**

Strongly Agree 24 14%

Agree 65 39%

Neutral 60 36%

Disagree 13 8%

Strongly Disagree 5 3%

167 respondents

**16. I am provided opportunities to correct or improve my work.**

Strongly Agree 23 14%

Agree 73 44%

Neutral 61 37%

Disagree 5 3%

Strongly Disagree 1 2%

166 respondents

**17. I am provided opportunities to participate in class discussions and activities.**


Strongly Agree 27 16%

Agree 61 37%




165 respondents

**18. My teachers explain their expectations so I can be successful.**



165 respondents

**19. My teachers provide me with information about how well I am doing in school.**



166 respondents


**20. Teachers regularly post information online or send home a newsletter.**






165 respondents

**21. My teachers keep my family informed of my academic progress.**



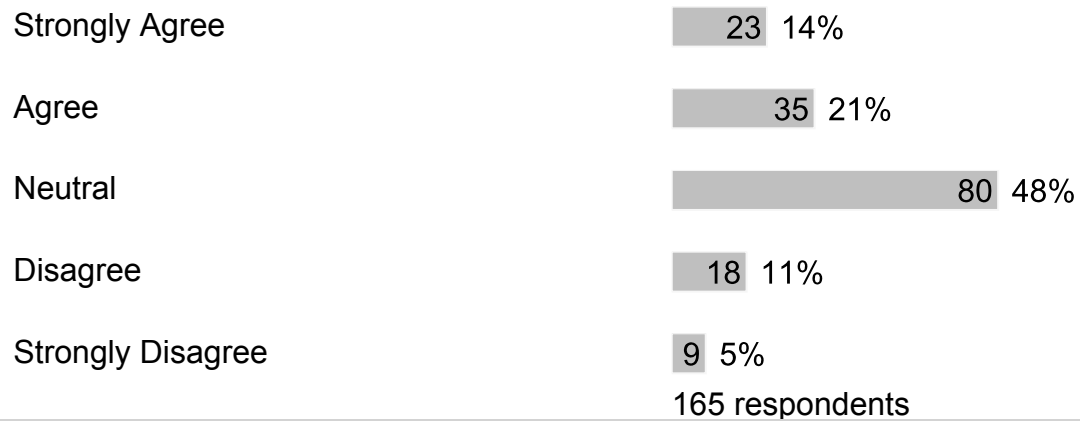
167 respondents

**22. My school considers students' opinions when changing rules/policies and planning ways to improve the school.**




165 respondents

**23. My school shares information about school success with my community.**



**24.** Our school uses different ways to communicate what is happening to parents and students.



## H. Additional Information

1. What else would you like to tell us about your school?

Free form text answers are available in the exported CSV report