

BCPS PARENT CUSTOMER SURVEY 2024 (English, Spanish, Portuguese and Haitian Creole)

run on 09/23/2024



surveys



BCPS PARENT CUSTOMER SURVEY 2024 (English, Spanish, Portuguese a...¹

run on 09/23/2024

Custom Survey

1 survey(s) 401 response(s)

Report Filters

School:
N/A

Race:
N/A

Grade:
N/A

Gender:
N/A

Ethnicity:
N/A

Tag:
N/A

BCPS PARENT CUSTOMER SURVEY 2024 (English, Spanish, Portuguese and Haitian Creole)

Demographics

Number of Responses | Percentages of Total Responses

1. Gender

Male	117	30%
Female	269	68%
Prefer not to answer	9	2%

395 respondents

2. Race

Asian	29	8%
Black or African American	69	18%
Native Hawaiian or Other Pacific Islander	1	1%
White	218	57%

Multiracial 38 10%

Other 28 7%

384 respondents

3. Ethnicity

Hispanic 104 28%

Non-Hispanic or Latino 231 63%

Prefer not to answer 30 8%

365 respondents

4. Grade

Grade PK 6 4%

Grade K 57 14%

Grade 1 64 16%

Grade 2 58 15%

Grade 3 76 19%

Grade 4 67 17%

Grade 5 57 14%

Grade 6 0%

Grade 7 0%

Grade 8 0%

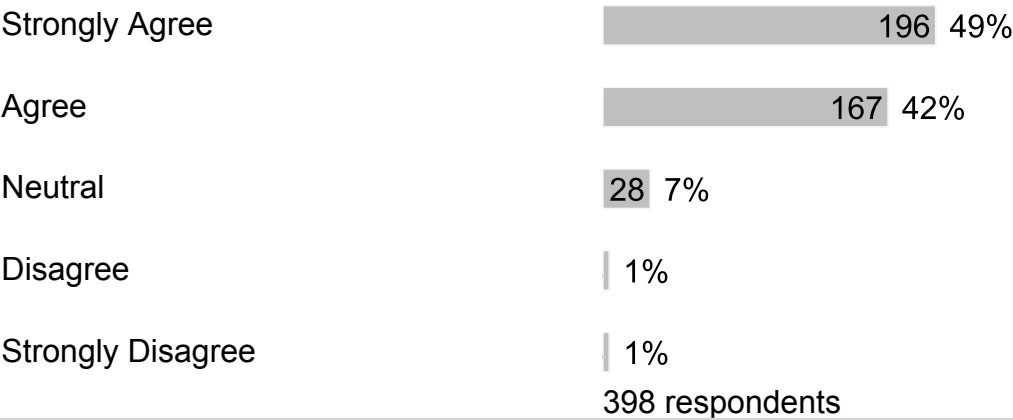
Grade 9 0%

Grade 11 0%

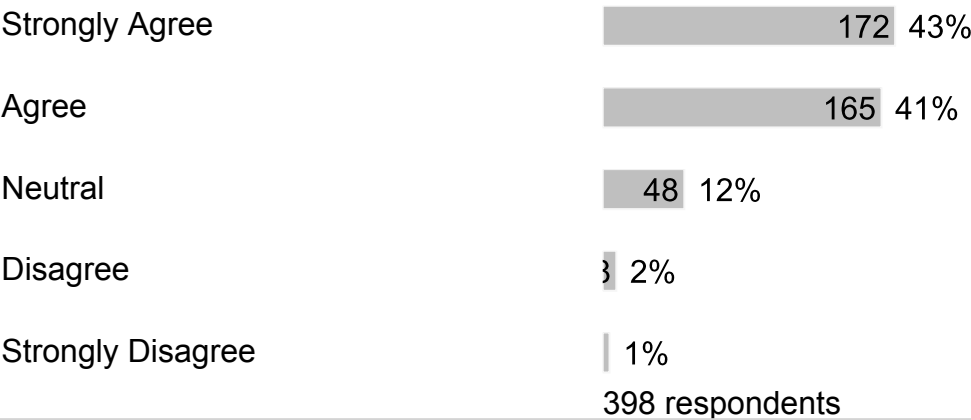
400 respondents

B. Safety


1. My child feels safe at school.



2. My child’s school is clean and well-maintained.



3. I would recommend my child’s school to my friends and/or family.



Disagree | 1%

Strongly Disagree 4 4%

398 respondents

4. Bullying is when 1 or more students tease, threaten, spread rumors about, hit, shove or hurt another student over and over again. It is not bullying when 2 students of about the same strength or power argue, fight or tease each other in a friendly way. Have students bullied or cyberbullied your child at school this year?

Strongly Agree 25 6%

Agree 49 12%

Neutral 75 19%

Disagree 100 25%

Strongly Disagree 146 37%

395 respondents

5. After my child was bullied, I contacted school staff.

Strongly Agree 23 6%

Agree 40 10%

Neutral 42 11%

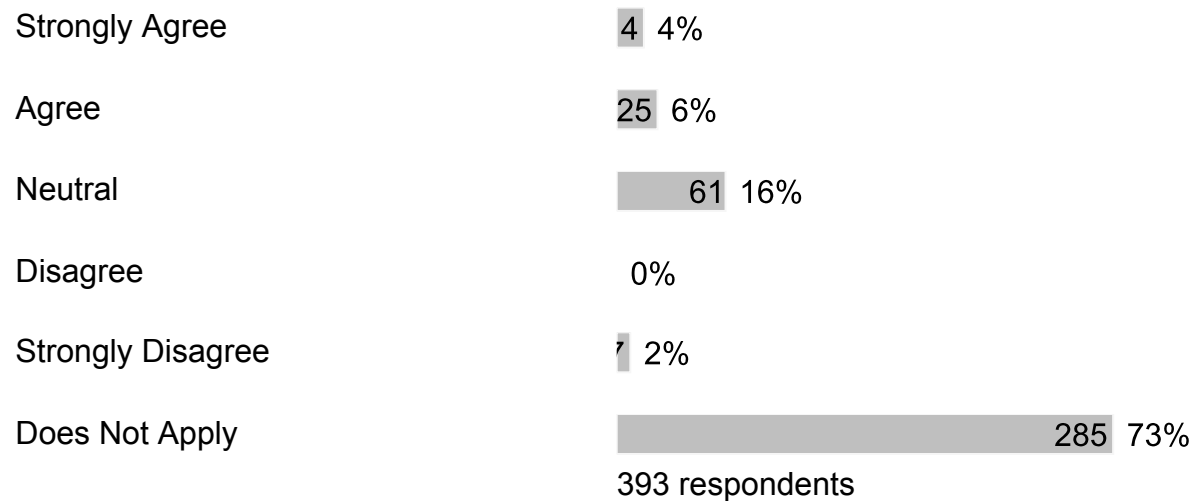
Disagree | 1%

Strongly Disagree | 1%

Does Not Apply 279 71%

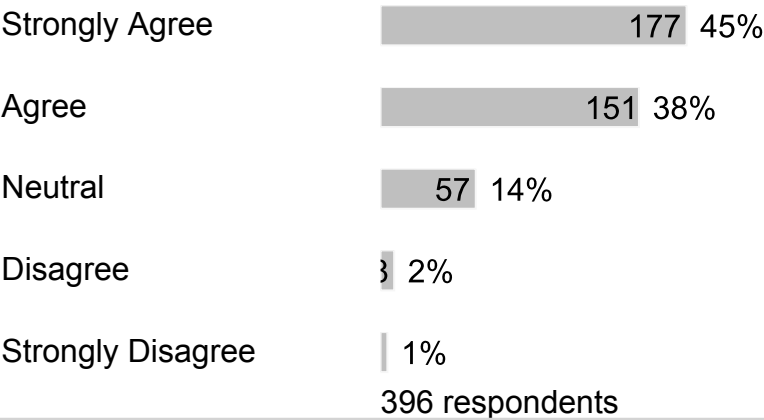
393 respondents

6. After I contacted school staff, the bullying behavior against my child stopped.

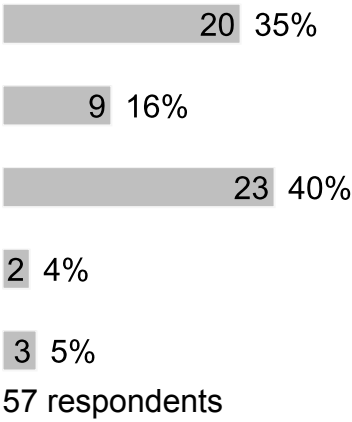


C. Equity

1. Our school provides an equitable and inclusive environment for students.

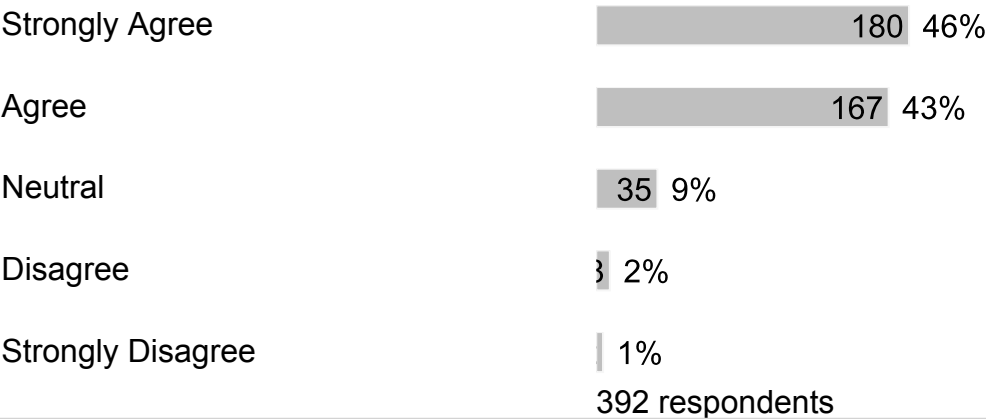


2. Intentionally Left Blank

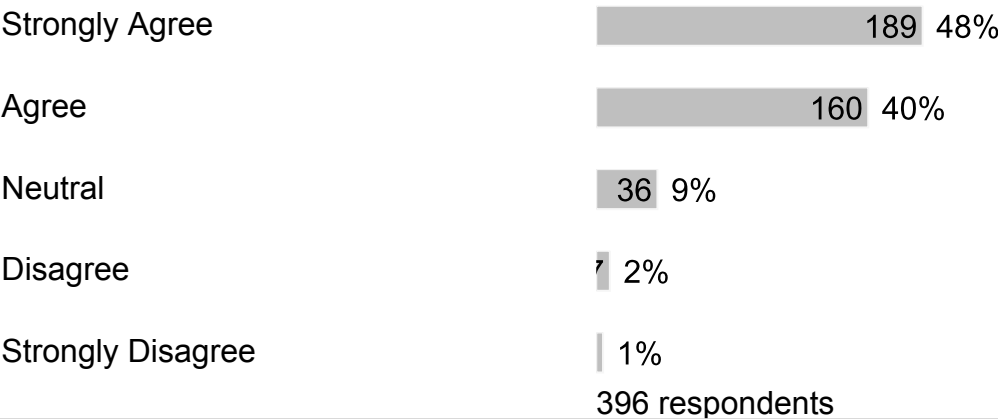


D. School Support

1. Our school provides sufficient material resources (books, computers, learning materials, etc.) to meet student needs.



2. Our school provides qualified staff members to support student learning.



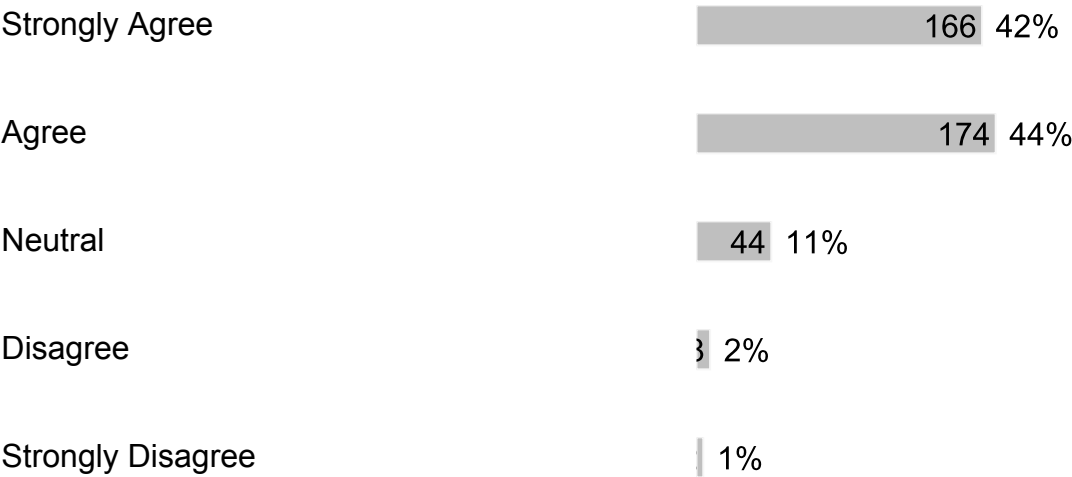
3. At school, my child has up-to-date computers and other technology to learn.





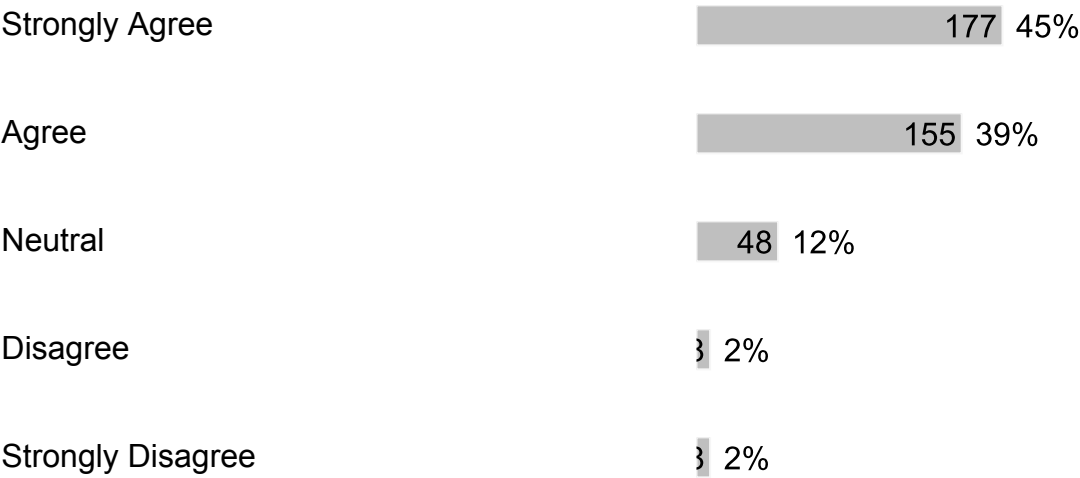
E. Wellness Support

1. If my child has a problem, they know who they can go to for help.



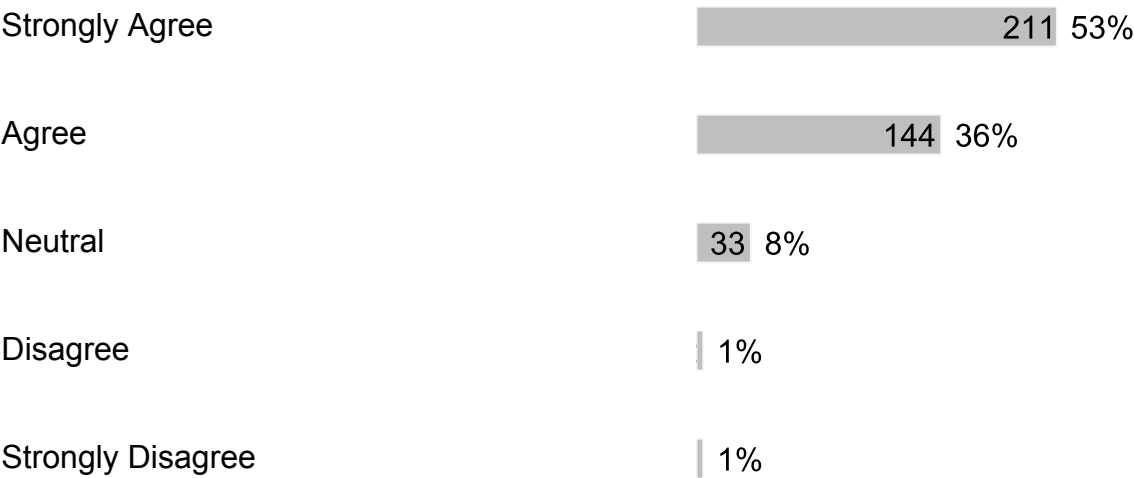
394 respondents

2. My child likes going to school.



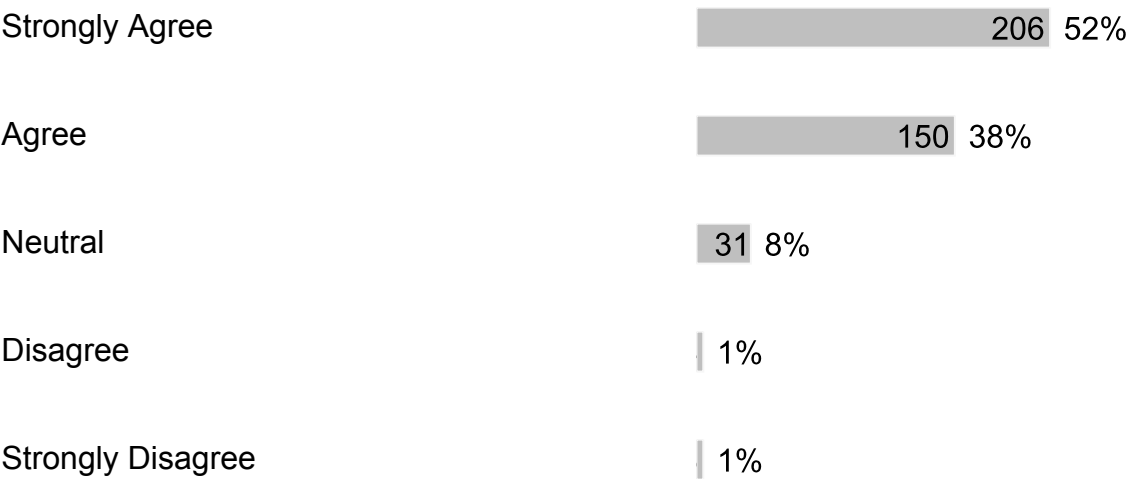
396 respondents

3. I would recommend my child’s school to my friends and/or family.



395 respondents

4. Our school treats students with value, respect and compassion.



394 respondents

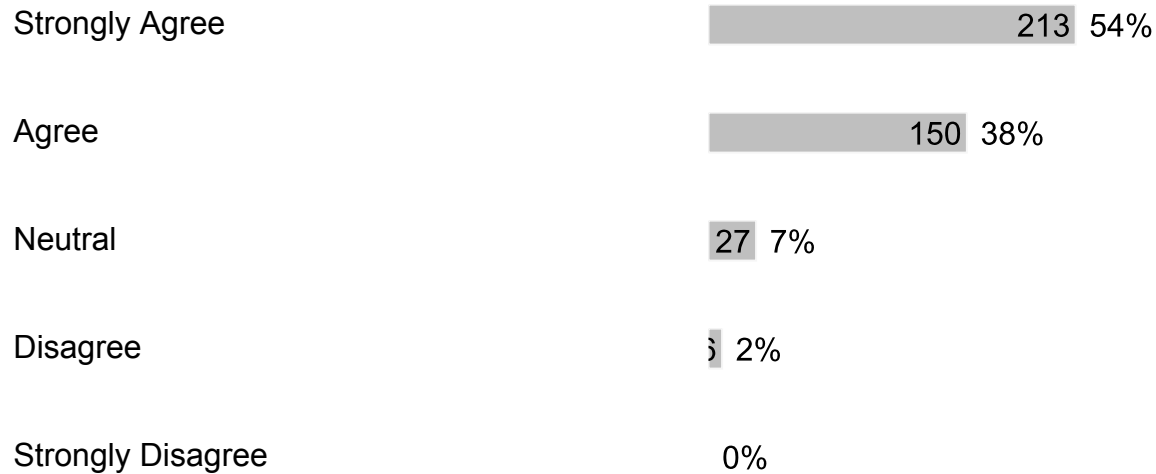
5. The office staff is helpful and made me feel valued as a parent/guardian.





397 respondents

6. When visiting the school, I am greeted with courtesy and respect by the office staff.



397 respondents

7. Phone calls to the school are answered in a polite and respectful manner by the office staff.



Neutral 25 6%

Disagree 1 1%

Strongly Disagree 0 0%

396 respondents

8. At our school, the following programs/services are available (check all that apply):

Counseling 232 69%

College and/or Career Planning 3 4%

Family Counseling 63 19%

Athletics 76 23%

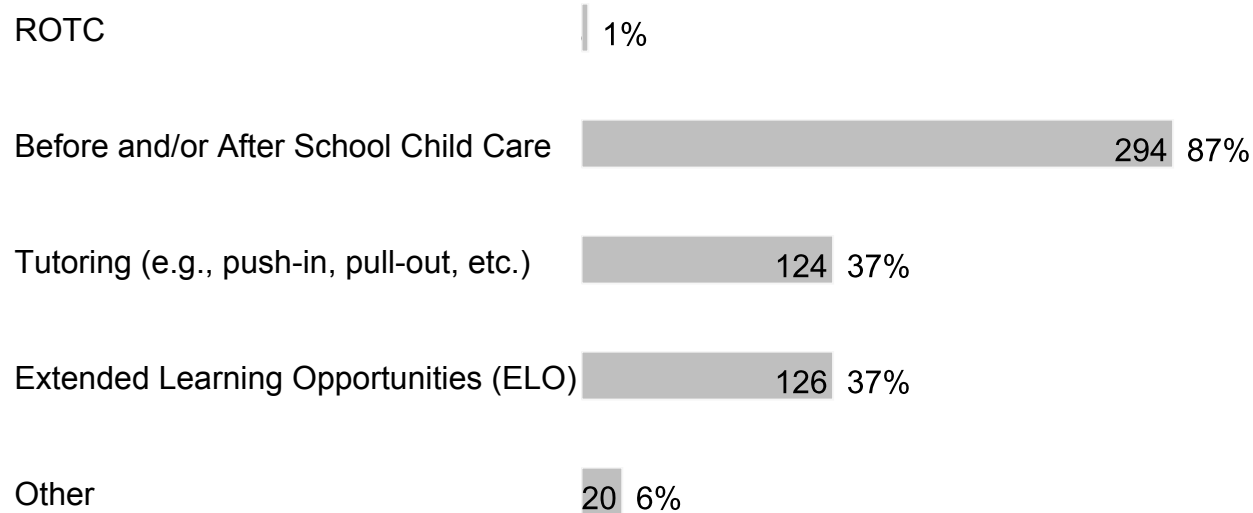
Pro-Social Clubs (e.g., Choose Peace, SAVE Promise) 98 29%

Performing Arts 57 17%

Mentoring 41 12%


Academics/Social Clubs (e.g., SGA, Debate, NHS, First Priority, etc.) 148 44%

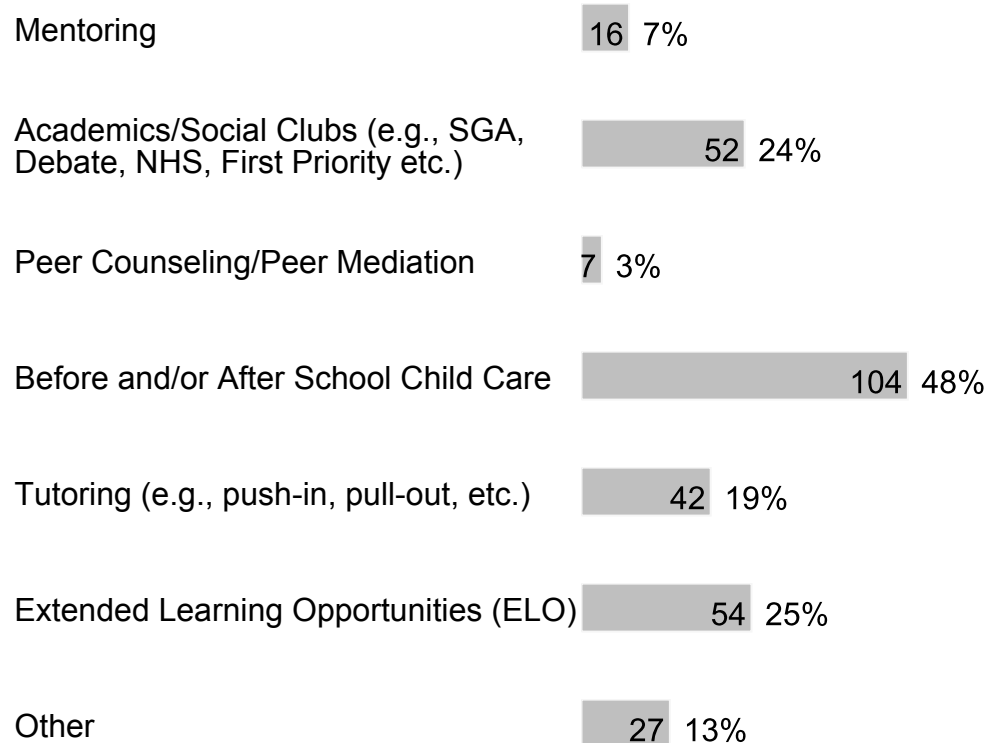
Peer Counseling/Peer Mediation 31 9%



337 respondents

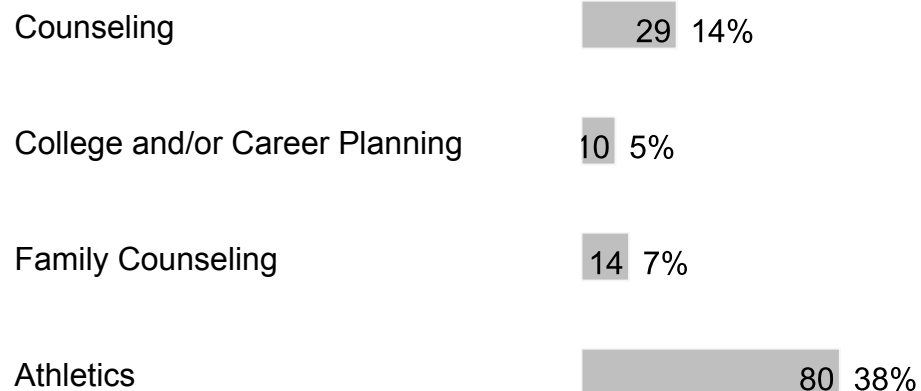
9. At our school, my child participates in the following programs/services (check all that apply):

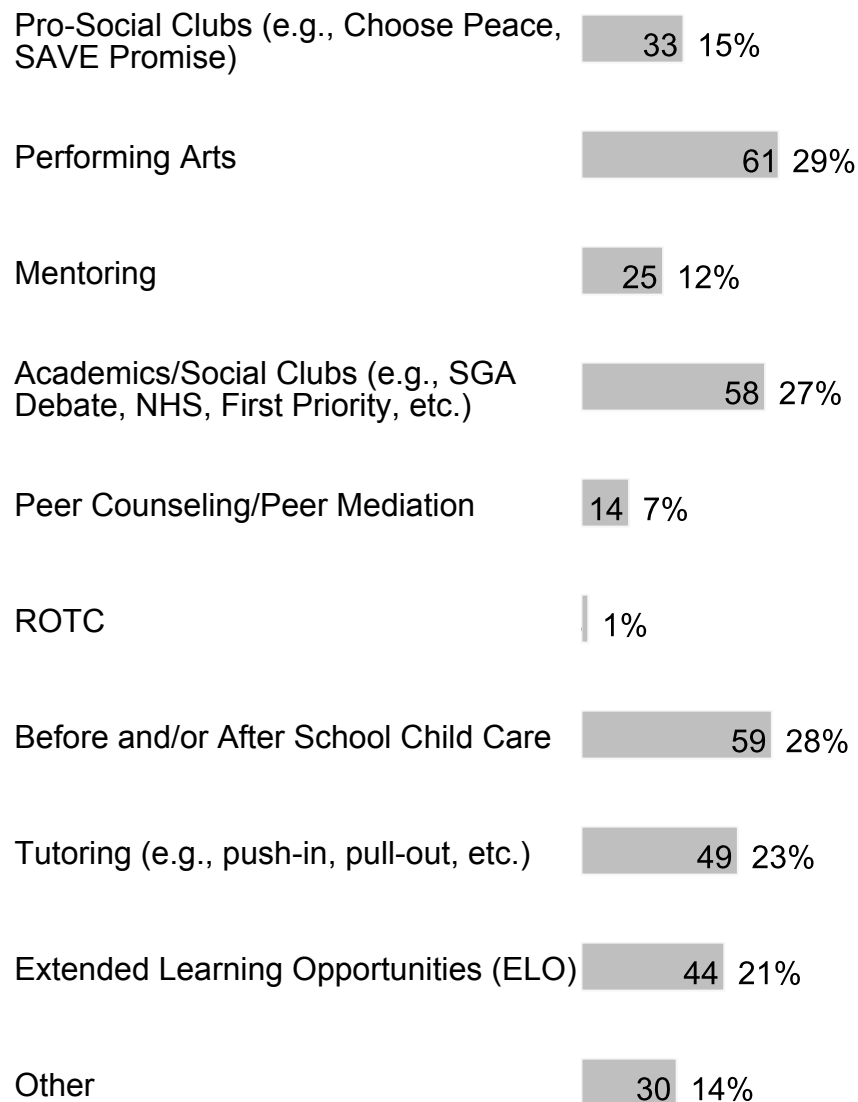




216 respondents

10. At our school, these are the following programs/services that my child values most or would value if they were available (check all that apply):





213 respondents

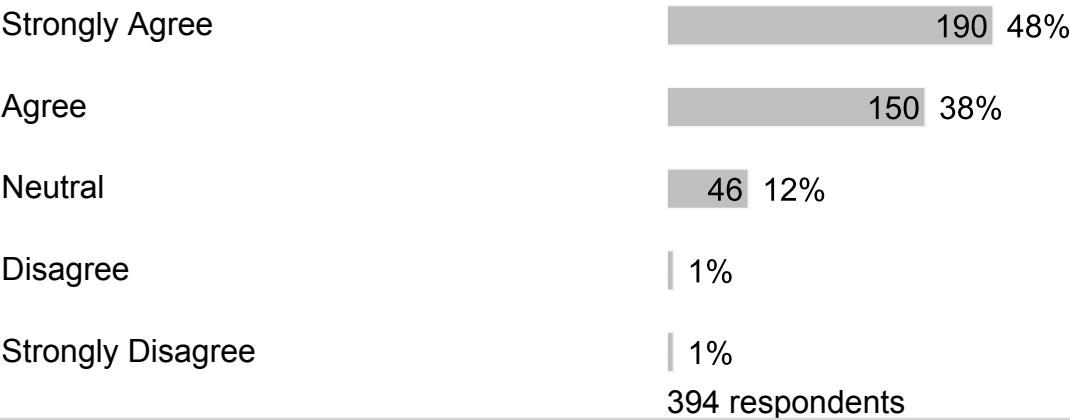
11. Our school has a family resource center and/or a staff member assigned to work with families.



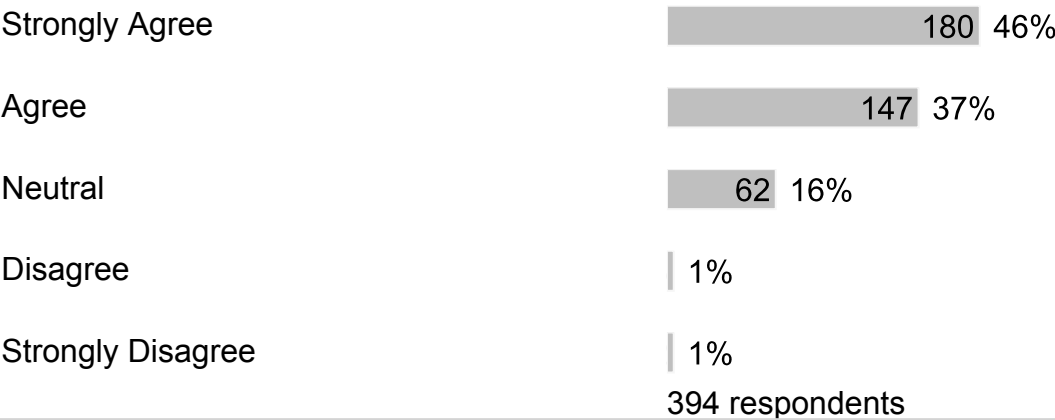


F. Accountability

1. The principal is a positive educational leader at the school.



2. The assistant principal(s) is a positive educational leader at the school.



3. Our school's administration provides strong instructional leadership.



Disagree 2%

Strongly Disagree 0%

391 respondents

4. Our school has established goals and a plan for improving student learning.

Strongly Agree 176 45%

Agree 157 40%

Neutral 51 13%

Disagree 2%

Strongly Disagree 1%

393 respondents

5. Our school meets my expectations to prepare my child well for the next level of study.

Strongly Agree 178 45%

Agree 158 40%

Neutral 46 12%

Disagree 2%

Strongly Disagree 1%

395 respondents

6. Our school shares responsibility for student learning with its staff, parents and community members.

Strongly Agree 172 44%

Agree 164 42%

Neutral	47	12%
Disagree	1	1%
Strongly Disagree	1	1%

390 respondents

7. Our school has high expectations for students.

Strongly Agree	184	47%
Agree	147	38%
Neutral	50	13%
Disagree	3	2%
Strongly Disagree	1	1%

391 respondents

8. My child's teachers provide curriculum that meets the learning needs of my child.

Strongly Agree	200	51%
Agree	141	36%
Neutral	36	9%
Disagree	1	3%
Strongly Disagree	1	1%

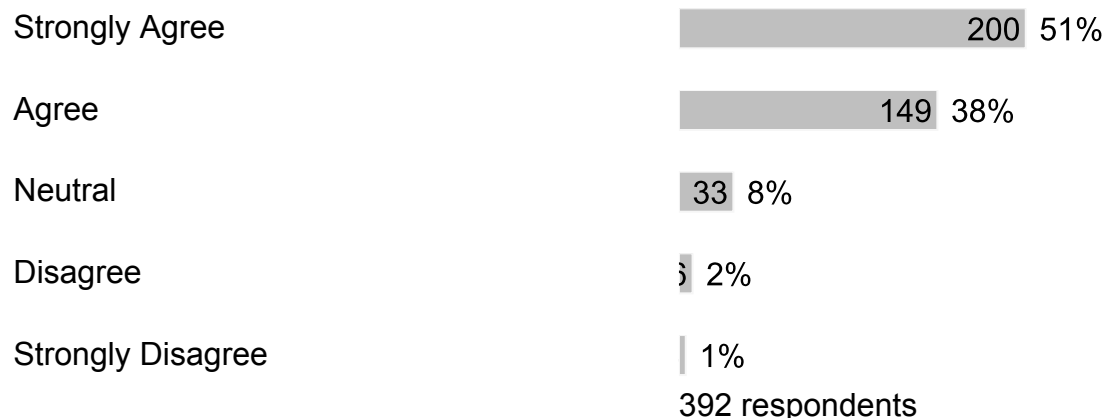
392 respondents

9. My child's teachers give work that challenges my child.

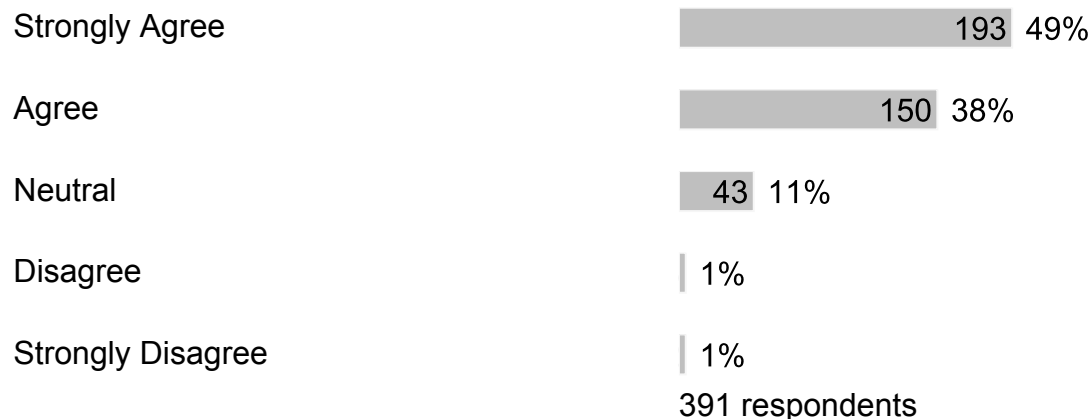
Strongly Agree	199	51%
----------------	-----	-----



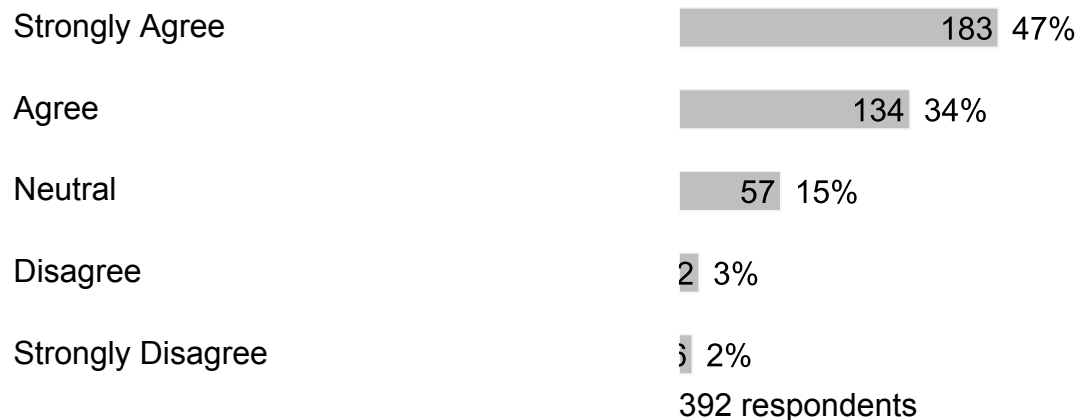
10. My child's teachers work as a team to help my child learn.



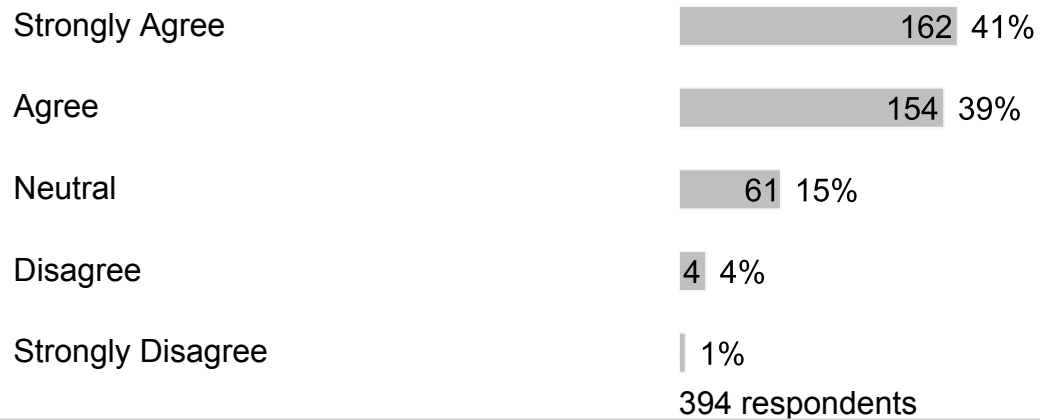
11. My child's teachers use a variety of teaching strategies.



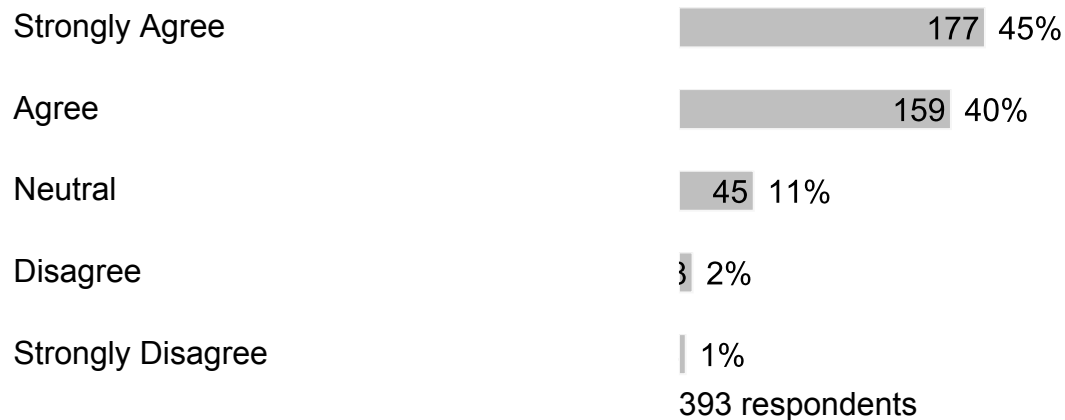
12. My child's teachers adjust the instruction to meet my child's learning needs.



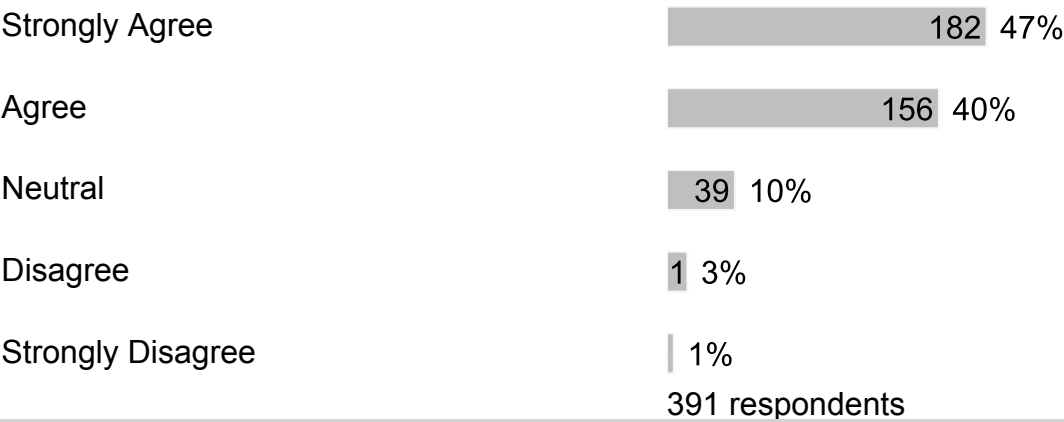
13. My child sees a relationship between what is being taught and everyday life.



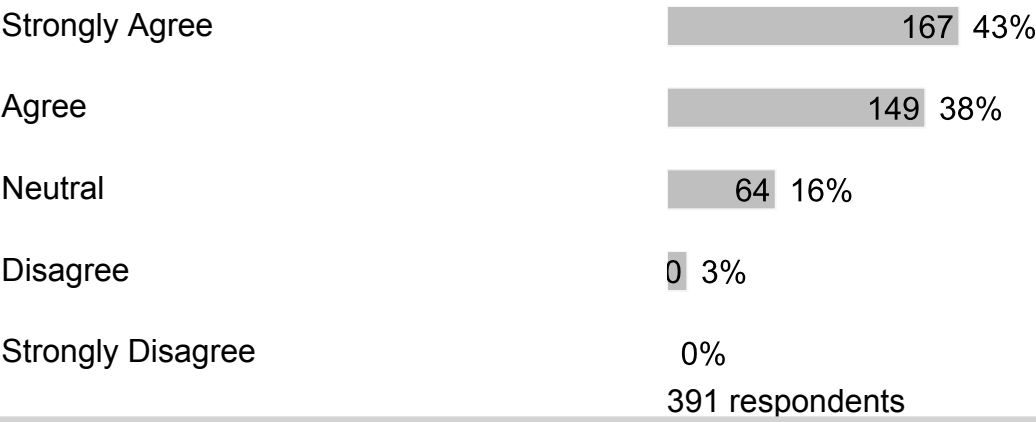
14. Clear learning expectations are set for my child.



15. My child’s understanding of what was taught is regularly assessed.



16. Our school works to keep instructional time free from distraction.



17. My child's teachers keep me informed regularly about my child's progress and how they are being graded.



Strongly Disagree 2%
390 respondents

18. My child's teachers report on my child's progress in easy to understand language.

Strongly Agree 199 51%
Agree 149 38%
Neutral 32 8%
Disagree 2%
Strongly Disagree 2%

392 respondents

19. Teachers schedule conferences to share student learning progress with families.

Strongly Agree 191 49%
Agree 149 38%
Neutral 41 10%
Disagree 2%
Strongly Disagree 1%

392 respondents

20. My child is prepared for success in the next school year.

Strongly Agree 175 44%
Agree 161 41%
Neutral 47 12%

Disagree	3	2%
Strongly Disagree	1	1%
394 respondents		

21. Families are encouraged to volunteer.

Strongly Agree	222	57%
Agree	140	36%
Neutral	29	7%
Disagree	0	0%
392 respondents		

22. Families are given the opportunity to participate on school committees.

Strongly Agree	209	54%
Agree	145	37%
Neutral	32	8%
Disagree	1	1%
390 respondents		

23. I am well-informed of the school's goals and activities.

Strongly Agree	180	46%
Agree	158	40%
Neutral	40	10%
Disagree	3	3%

Strongly Disagree 0%
392 respondents

24. Our school reports the achievement of school goals.

Strongly Agree 175 45%

Agree 159 40%

Neutral 48 12%

Disagree 0 3%

Strongly Disagree 0%

393 respondents

25. Our school provides opportunities for parents to be involved through the School Advisory Council (SAC) and/or the School Advisory Forum (SAF).

Strongly Agree 202 52%

Agree 144 37%

Neutral 40 10%

Disagree 1 1%

Strongly Disagree 0%

390 respondents

26. The School Improvement Plan (SIP) is regularly reviewed and revised through the School Advisory Council (SAC).


Strongly Agree 144 37%

Agree 136 35%



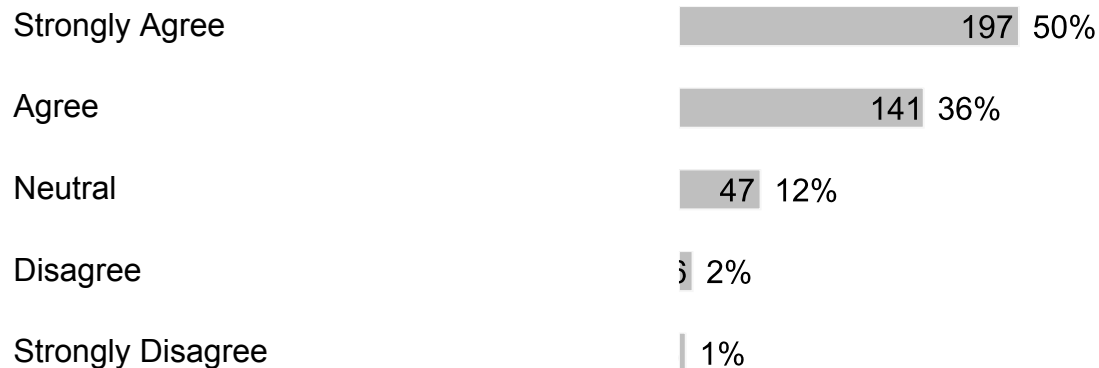
391 respondents

27. Our school communicates information in ways that are easy for families to understand.




393 respondents

28. Teachers regularly post information online or send home a newsletter.



394 respondents


29. Our school asks families for their ideas on the best way to communicate school-related information.





394 respondents

30. Our school asks for family input when changing rules or policies.



393 respondents

G. Additional Information

1. What else would you like to tell us?

Free form text answers are available in the exported CSV report