

# BCPS STUDENT (Grades 6-12) CUSTOMER SURVEY 2024

---

run on 09/11/2024



surveys



# BCPS STUDENT (Grades 6-12) CUSTOMER SURVEY 2024

run on 09/11/2024

Custom Survey

1 survey(s) 1375 response(s)

## Report Filters

**School:**  
N/A

**Race:**  
N/A

**Grade:**  
N/A

**Gender:**  
N/A

**Ethnicity:**  
N/A

**Tag:**  
N/A

## BCPS STUDENT (Grades 6-12) CUSTOMER SURVEY 2024

### Demographics

Number of Responses | Percentages of Total Responses

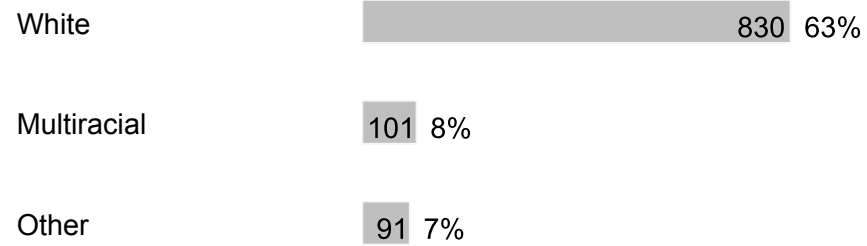
#### 1. Gender

Male	647	47%
Female	673	49%
Other	1	1%
Prefer not to answer	5	2%

1363 respondents

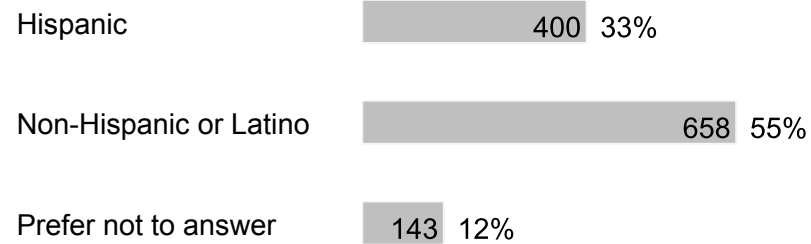
#### 2. Race

American Indian or Alaska Native	0	0%
Asian	133	10%
Black or African American	151	11%
Native Hawaiian or Other Pacific Islander	0	0%



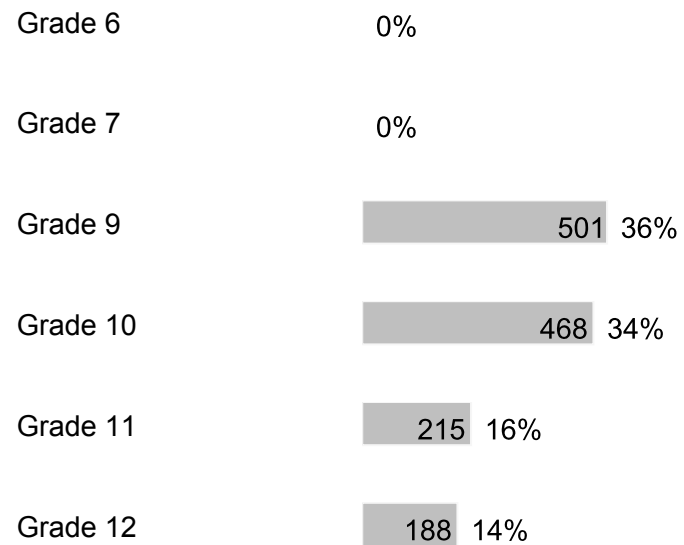
1314 respondents

### 3. Ethnicity



1201 respondents


### 4. Grade



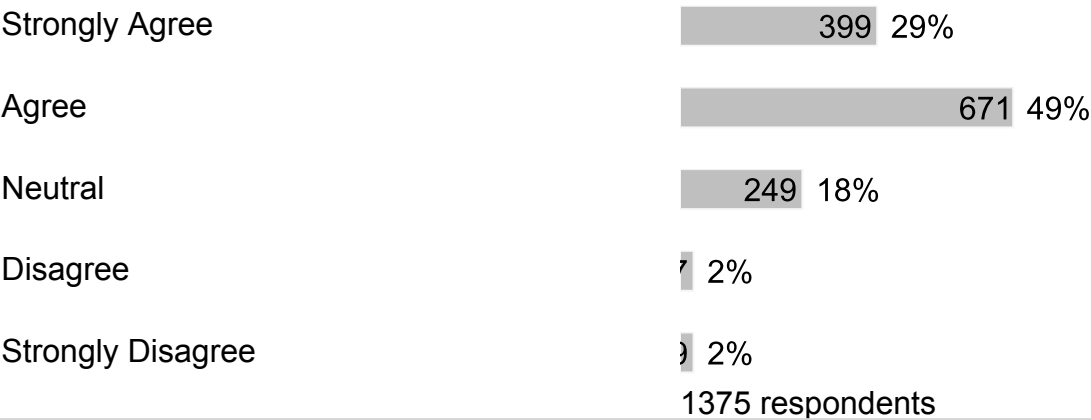
1375 respondents

# C. Safety

## 1. I feel safe at my school.



## 2. I feel safe getting to and from my school.



3. \*Note: Remember, this survey is anonymous, please report any bullying concerns to a trusted adult at your school. The next 10 questions ask about bullying. Bullying is when 1 or more students tease, threaten, spread rumors about, hit, shove, or hurt another student over and over again. It is not bullying when 2 students of about the same strength or power argue, fight or tease each other in a friendly way. During the past 12 months, have you ever been bullied on school property?



No

1,228 89%

1375 respondents

4. The primary location on school property where I was bullied during the last 12 months was:

On the school bus

1%

In the classroom

31 4%

In the cafeteria

1%

In the hallway

2 2%

In the restroom

1%

Other school area

1%

Does not apply to me

1,233 90%

1365 respondents

5. During the past 12 months, have you ever been electronically bullied? (Count being bullied through texting, Instagram, TikTok, Snapchat or other social media.)

Yes

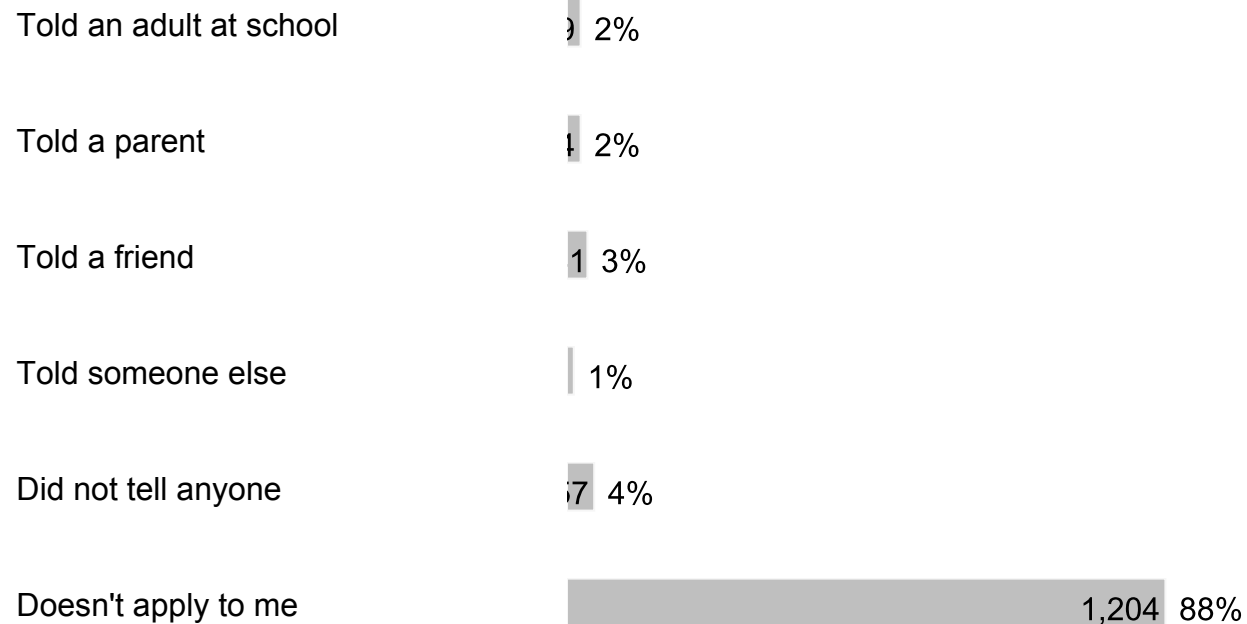
115 8%

No

1,260 92%

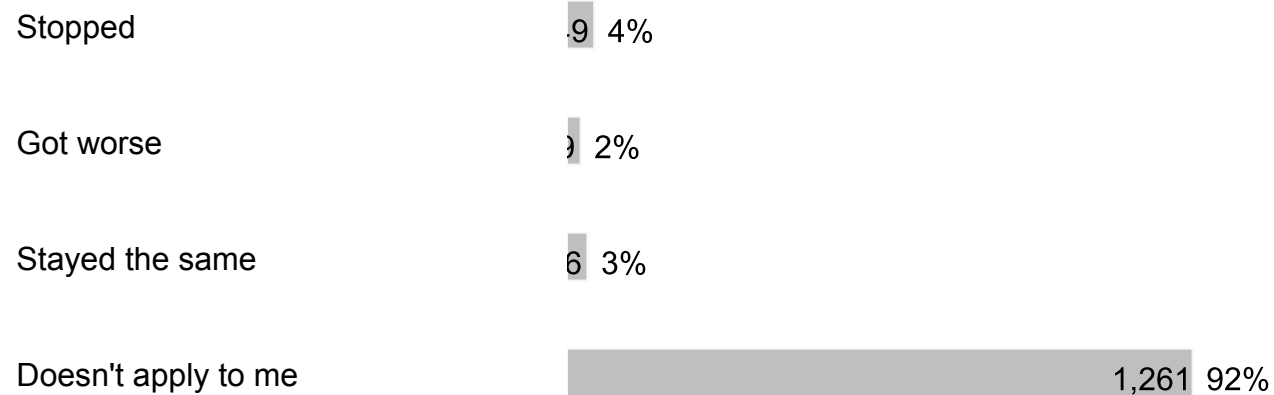
1375 respondents

**6. After I was bullied, I:**



1375 respondents

**7. After I told an adult at school about being bullied, the bullying:**



1375 respondents

**8. A teacher or another adult at school taught our class about what bullying is this school year.**

Yes 1,103 80%

No 272 20%

1375 respondents

9. I think bullying is wrong.

Strongly Agree 811 59%

Agree 376 27%

Neutral 127 9%

Disagree 7 2%

Strongly Disagree 1 2%

1375 respondents

10. I know different ways to intervene or help if bullying were occurring or going to occur.

Strongly Agree 430 31%

Agree 650 47%

Neutral 250 18%

Disagree 1 1%

Strongly Disagree 5 2%

1375 respondents

11. I would intervene or help if another student was being bullied.

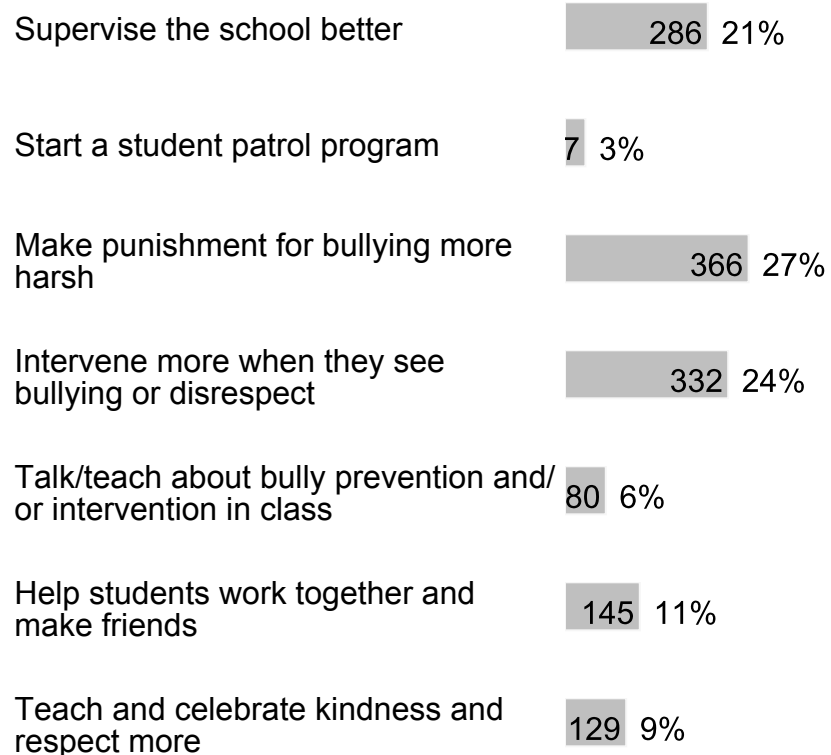
Strongly Agree 372 27%





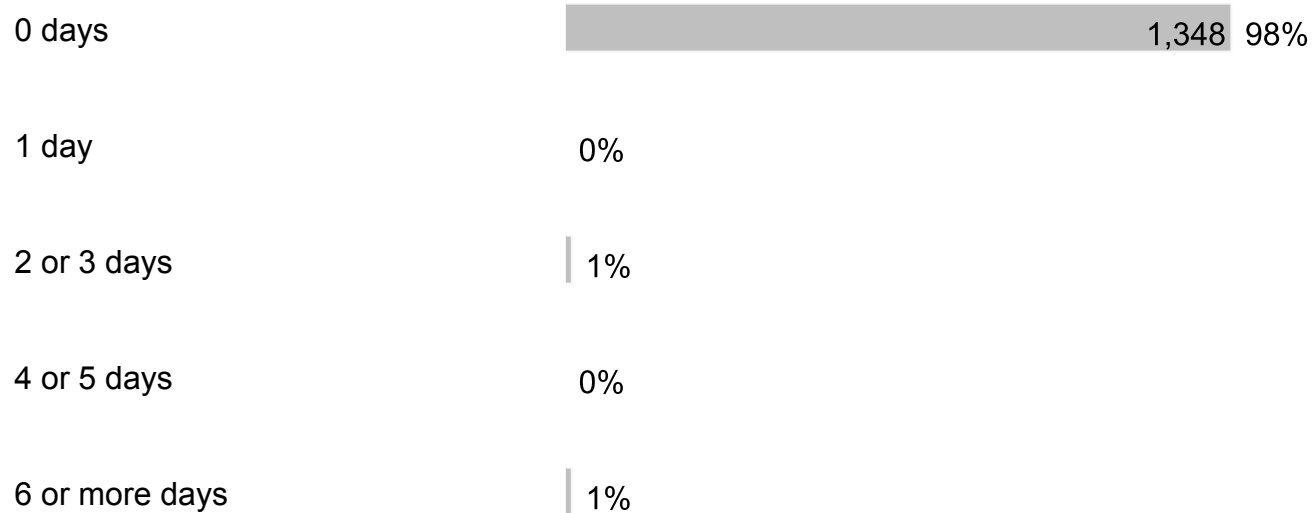
1375 respondents

## 12. What can adults do to help stop bullying at school?



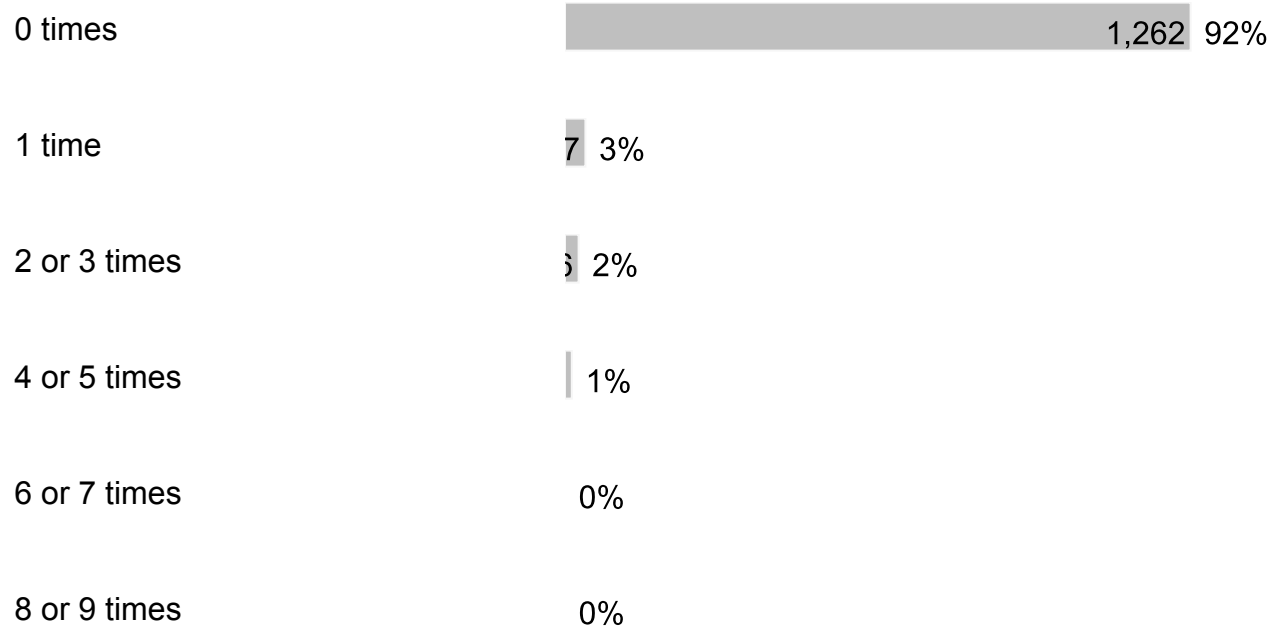
1375 respondents

## 13. During the past 30 days, how many days did you carry a weapon such as a gun, knife or club on school property?



1375 respondents

**14. During the past 30 days, how many times have you been threatened by another student at school?**



10 or 11 times 0%

12 or more times 1%

1375 respondents

**15.** During the past 12 months, how many times were you in a physical fight on school property?

0 times 1,320 97%

1 time 1%

2 or 3 times 1%

4 or 5 times 1%

6 or 7 times 0%

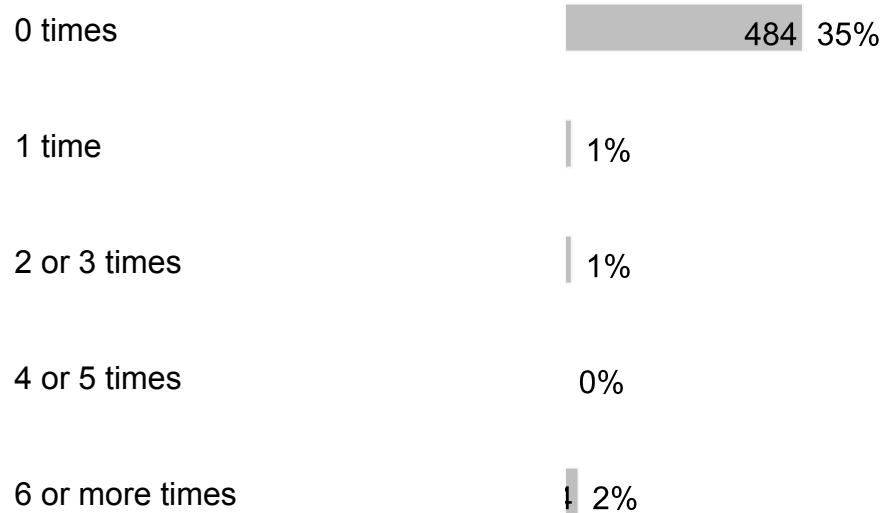
8 or 9 times 0%

12 or more times 1%

1367 respondents

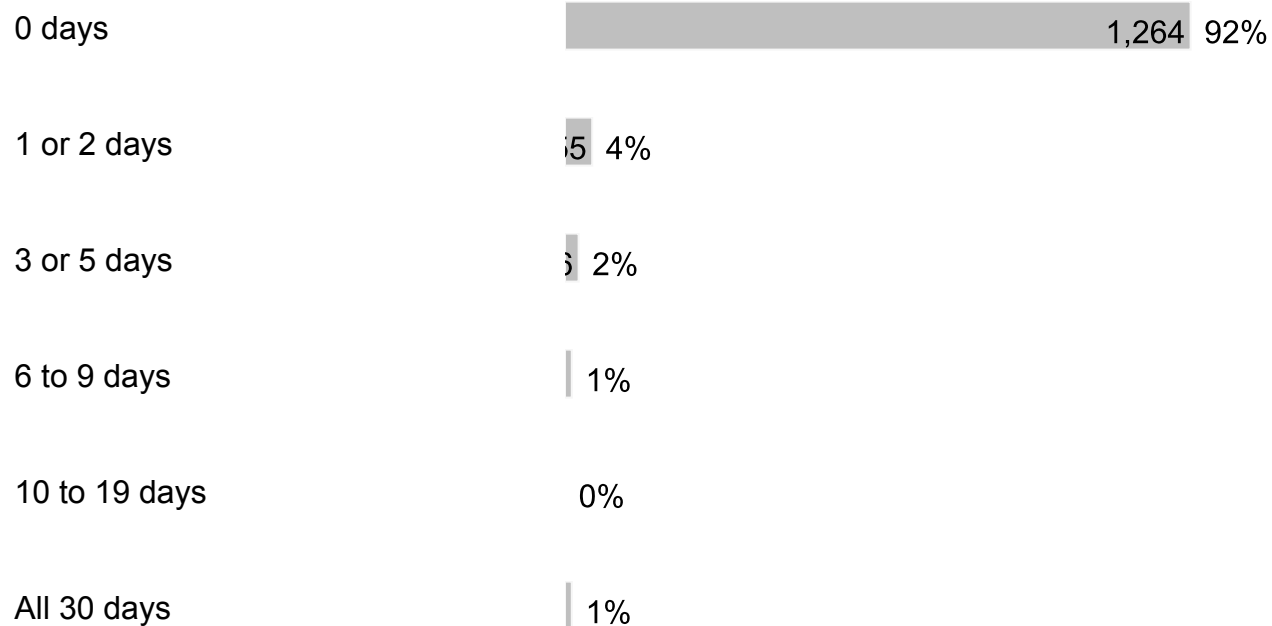
**16.** During the past 12 months, how many times did someone you were dating or going out with physically hurt you on purpose? (Count such things as being hit, slammed into something or injured with an object or weapon.)

I did not date or go out with anyone during the past 12 months 826 60%



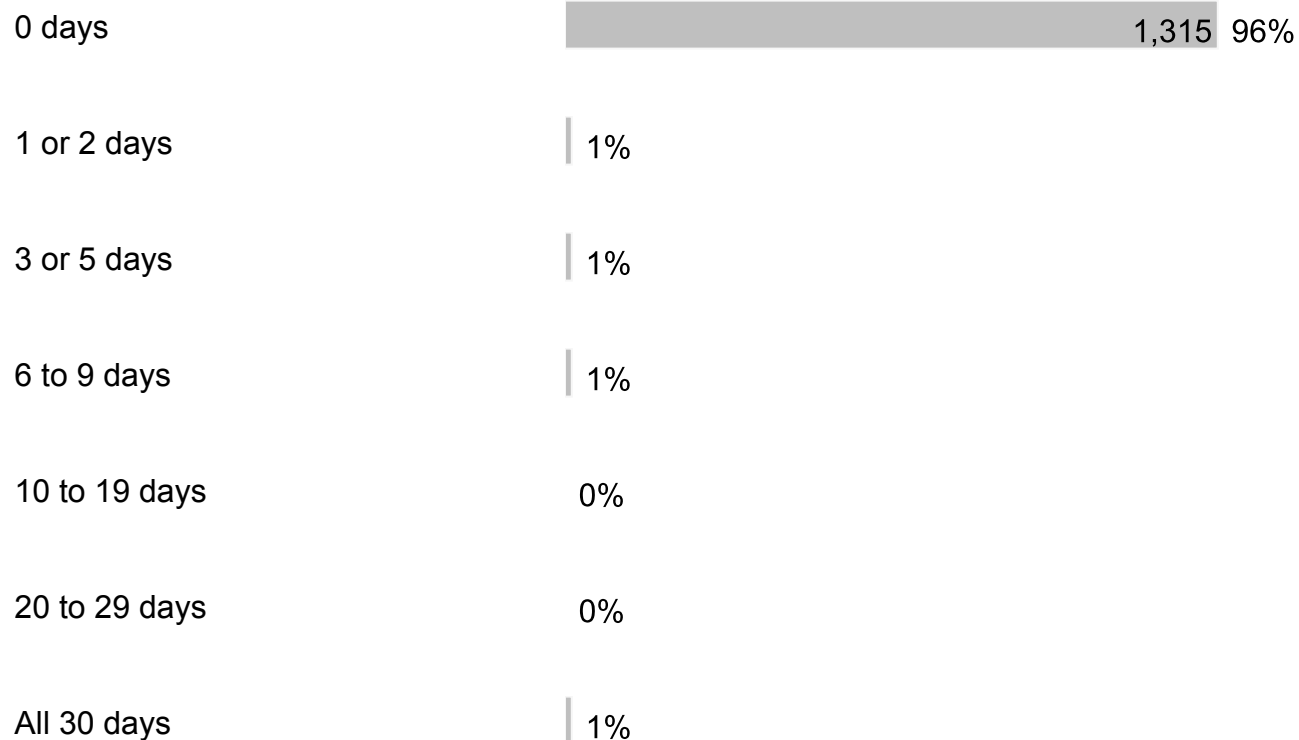
1375 respondents

17. During the past 30 days, how many days did you have at least one drink of alcohol? (Alcohol includes drinking beer, wine, flavored alcoholic beverages and liquor such as rum, gin, vodka, whiskey, etc.) For the purpose of this question, drinking alcohol does not include drinking a few sips of wine for religious purposes.



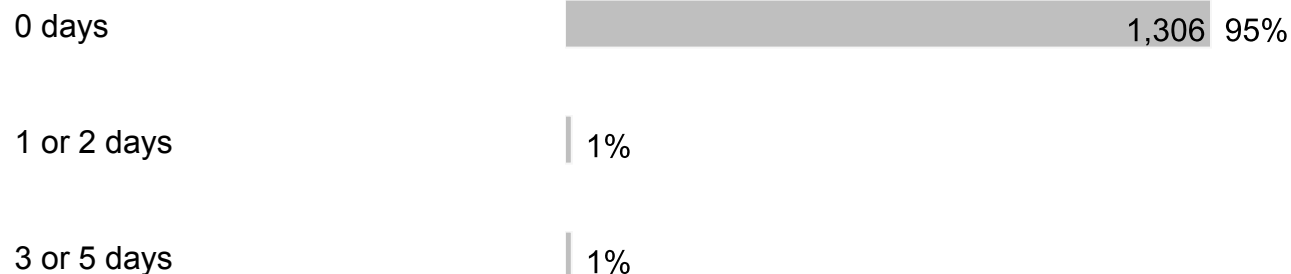
1375 respondents

**18.** During the past 30 days, how many days did you use an electronic vapor product? (Electronic vapor products include JUUL, SMOK, Suorin, Vuse, blu e-cigarettes, vapes, vape pens, e-cigars, e-hookahs, hookah pens, mods, etc.)



1375 respondents

**19.** During the past 30 days, how many days did you use marijuana (also called pot or weed)? Do not count CBD-only or hemp products, which come from the same plant as marijuana, but do not cause a high when used alone.



6 to 9 days	1%
10 to 19 days	1%
20 to 29 days	0%
All 30 days	2%

1375 respondents

**20.** During the school year, I participated in alcohol, other drug or tobacco prevention activities or lessons.

Yes	628	46%
No	747	54%

1375 respondents


**21.** I believe drinking alcohol is bad for your brain.

Yes	1,208	88%
No	167	12%

1375 respondents

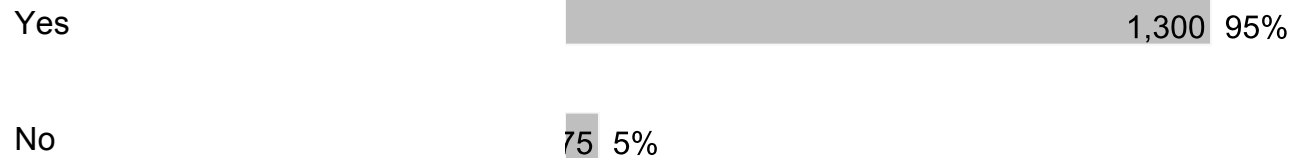
**22.** In your opinion, what percentage of Broward County students in grades 6 - 12 choose not to drink alcohol?

25%	476	35%
-----	-----	-----



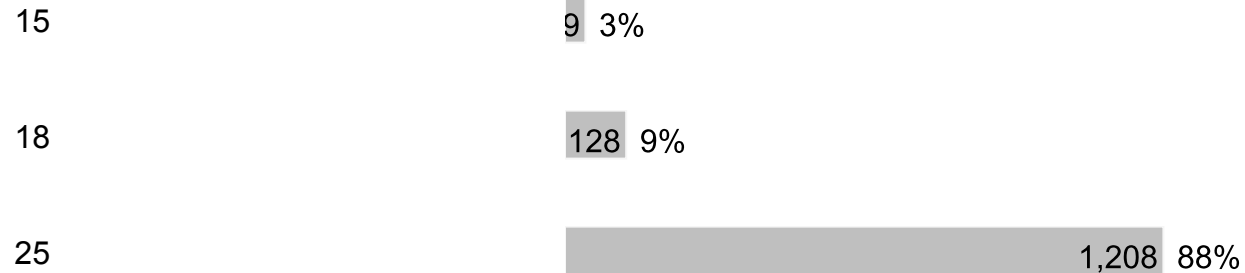
1375 respondents

**23. I believe using drugs are bad for your health.**



1375 respondents

**24. At what age is a human brain fully developed?**



1375 respondents

**25. My school is clean and well-maintained.**



Disagree

255 19%

Strongly Disagree

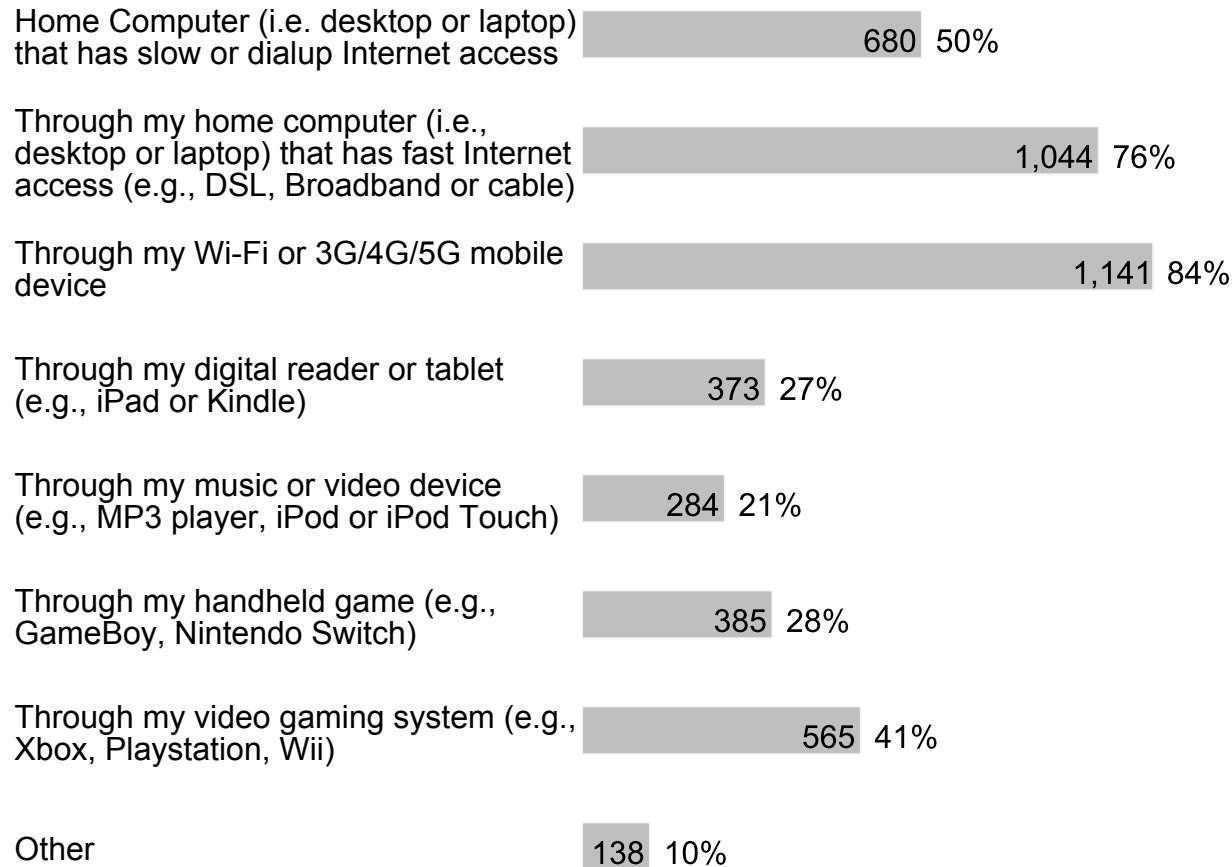
155 11%

1375 respondents



## D. Equity

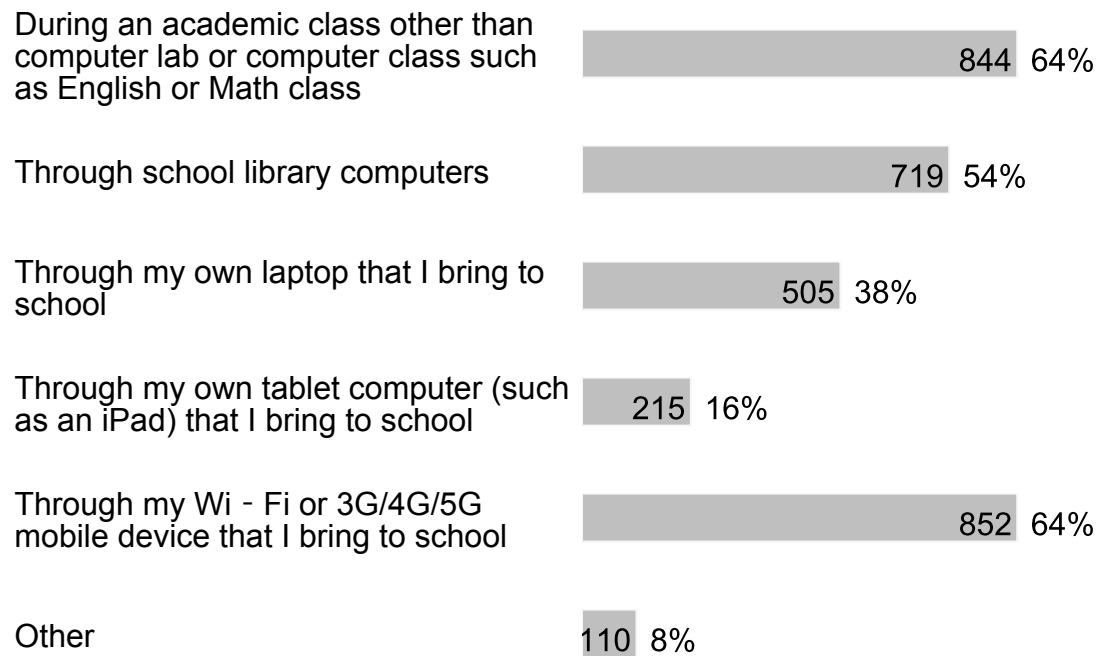
1. During a typical week, I have access to the internet at home in the following ways (check all that apply):



1365 respondents

2. During a typical school day, I have access to the internet at school in the following ways (check all that apply):

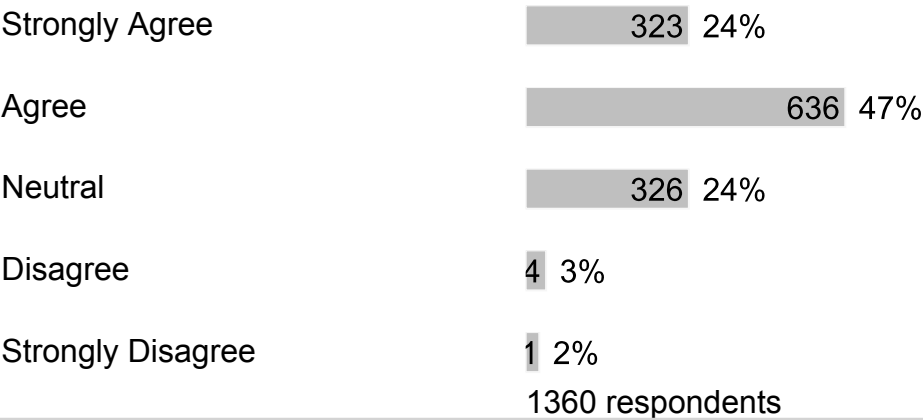




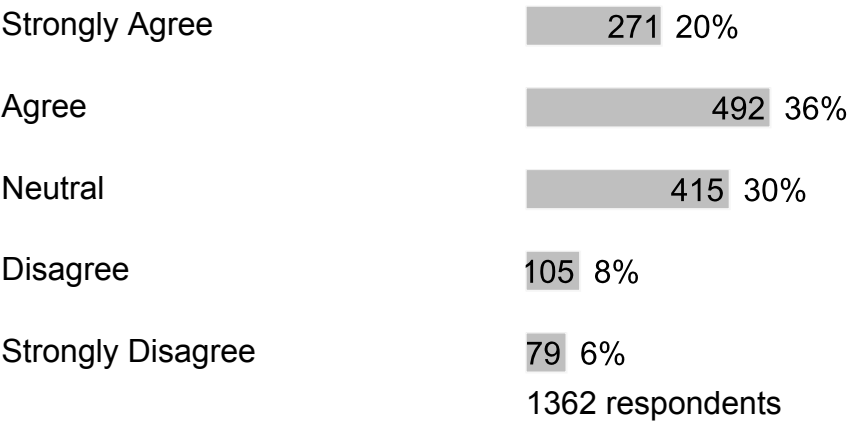
1328 respondents

# E. School Support

## 1. My school provides sufficient material resources (books, supplies, technology, etc.) to meet my needs.

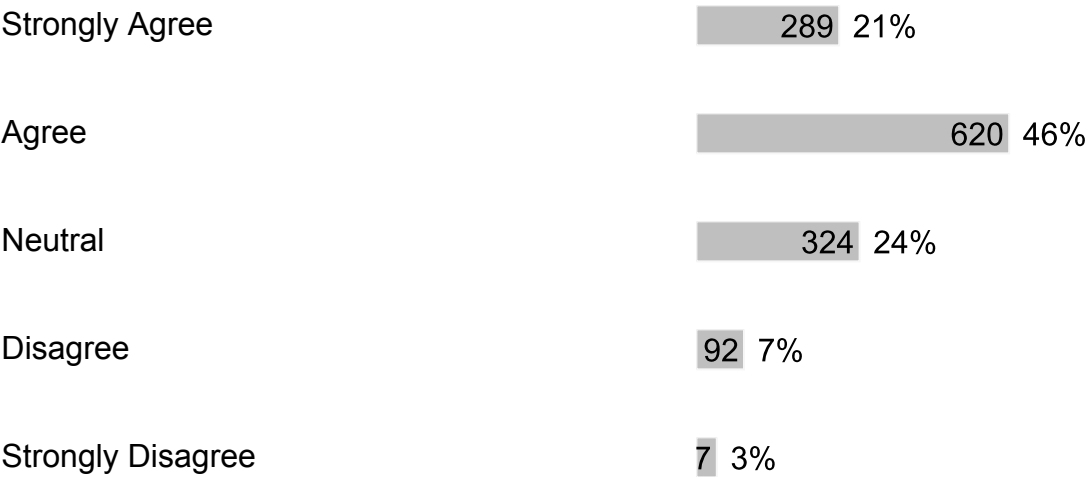


## 2. I would recommend my school to my friends.




# F. Wellness Support

## 1. If I have a problem, I know who I can go to for help.




1362 respondents

## 2. In my school, students treat adults with respect.




1364 respondents

**3. In my school, adults treat students with respect.**



1362 respondents

**4. In my school, students treat each other with respect.**



1365 respondents

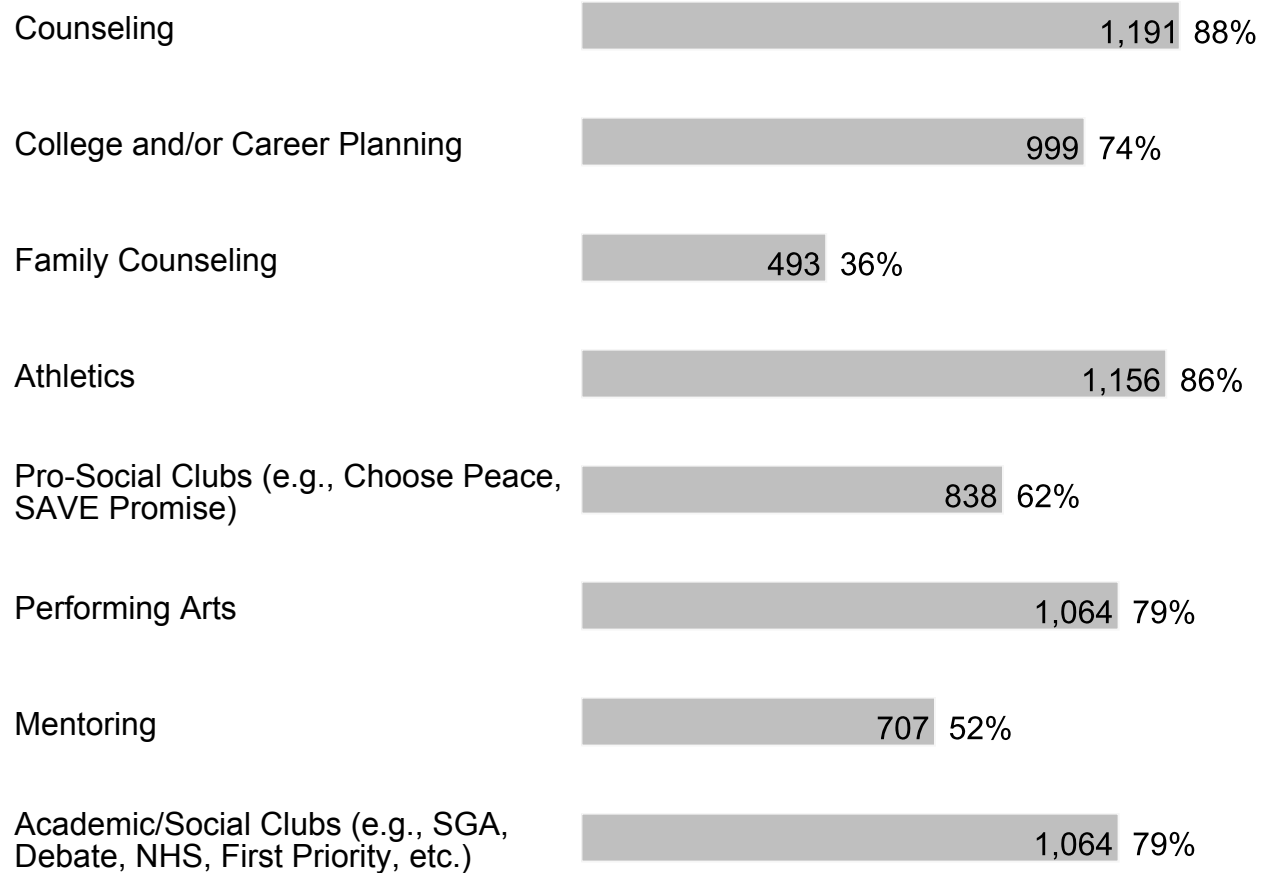
**5. My school provides me the support that I need.**

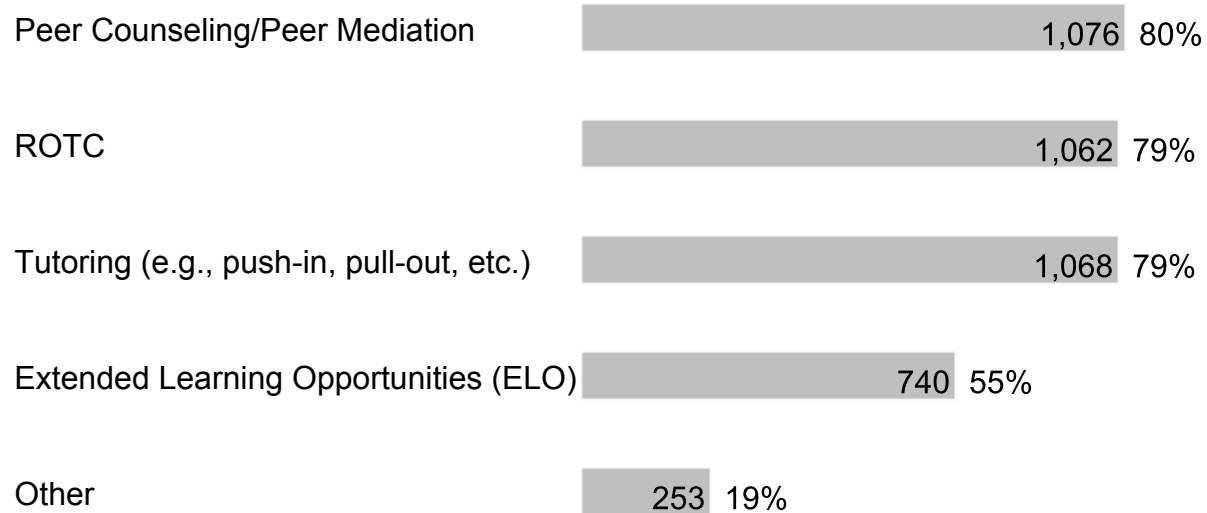




1355 respondents

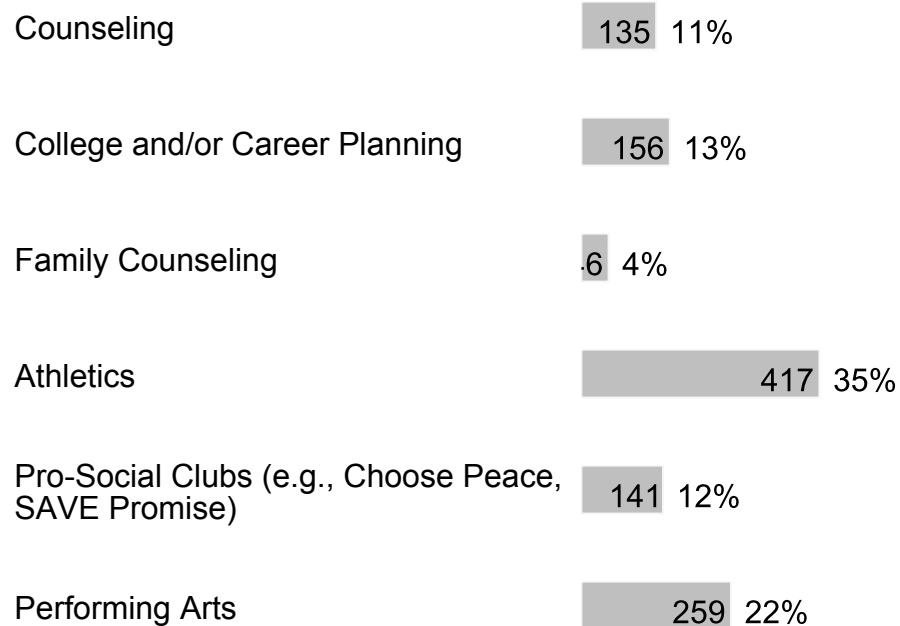
**6. At my school, the following programs/services are available (check all that apply):**

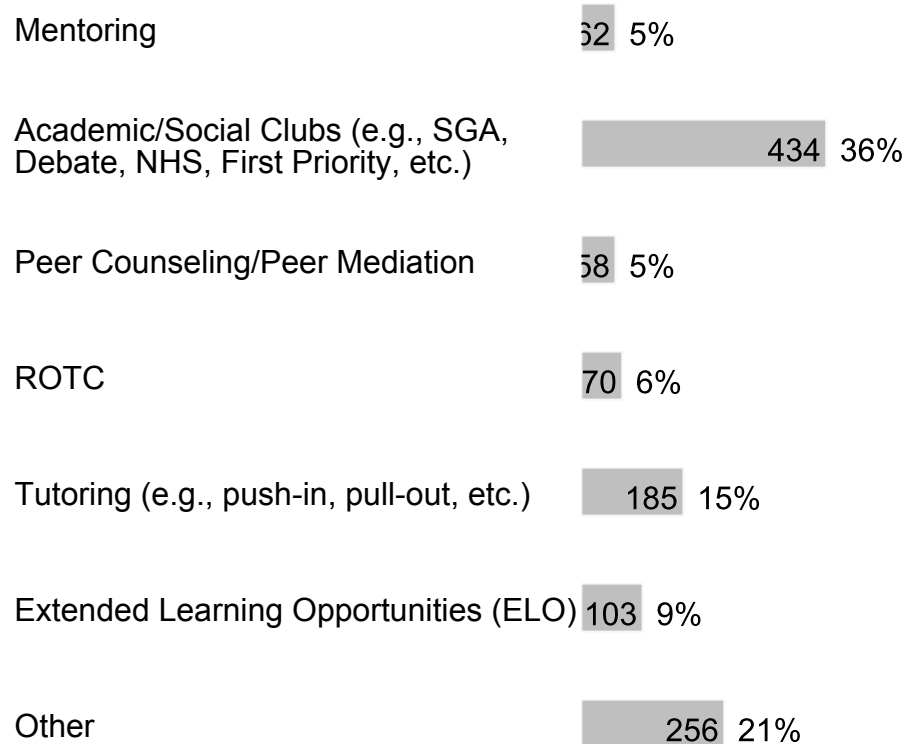




1351 respondents

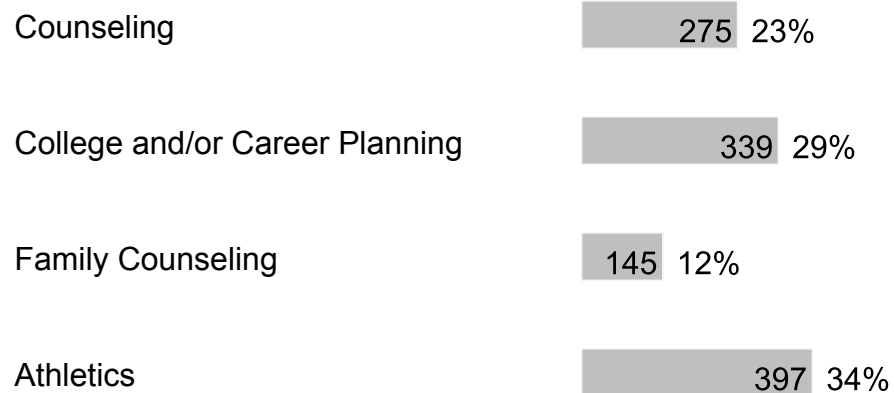
7. At my school, I participate in the following programs/services (check all that apply):



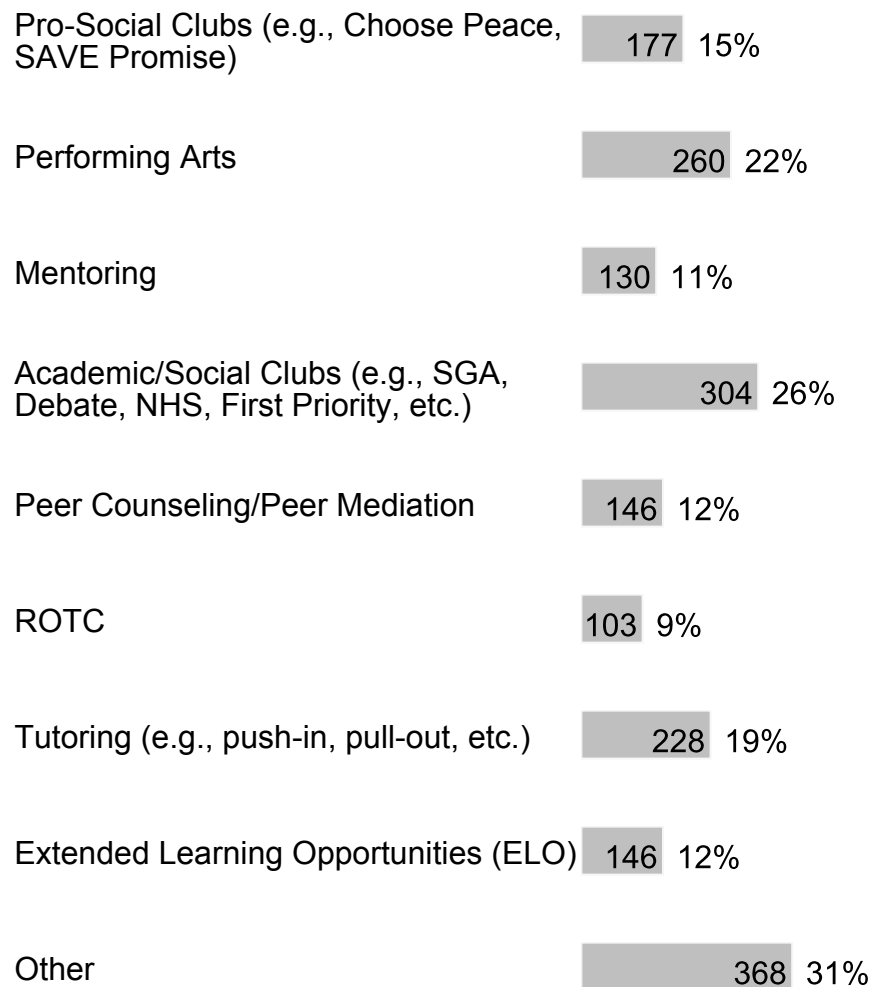


1199 respondents

**8. These are the programs/services at my school that I value most or would value if they were available at my school (check all that apply):**







1184 respondents

**9. I am friends with other students at this school.**

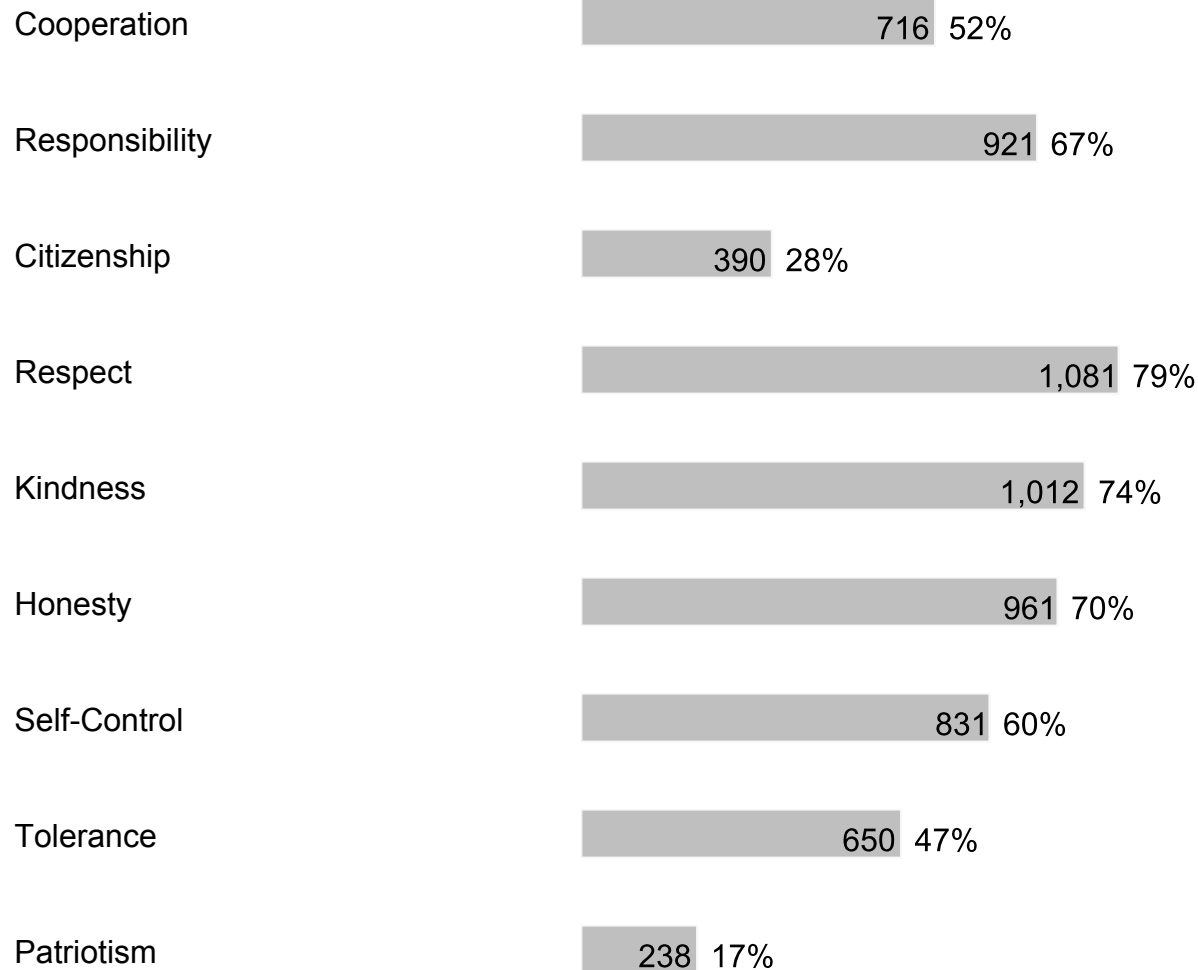


Disagree | 1%

Strongly Disagree | 2%


1375 respondents

**10. Which character traits do you value the most in yourself and others? (check all that apply)**



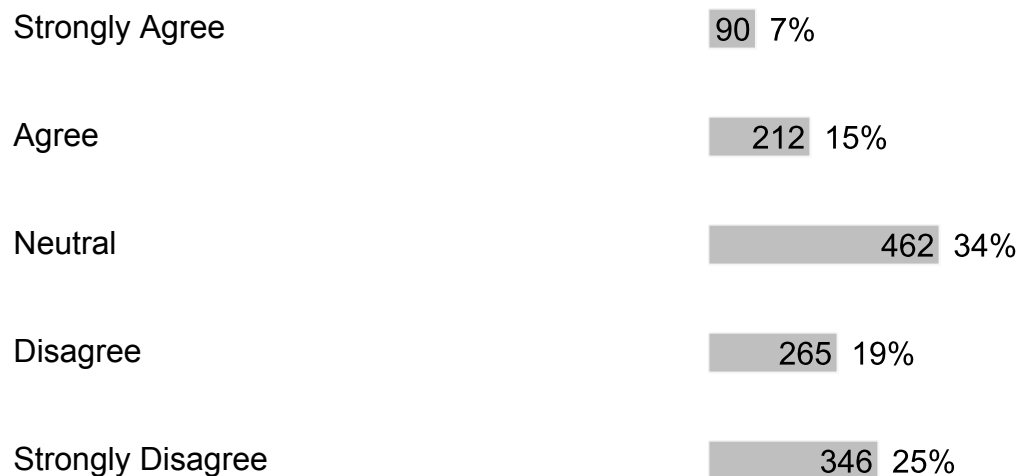
1375 respondents

**11. I receive acknowledgement and/or praise for my strengths or accomplishments by adults at my school.**



1365 respondents

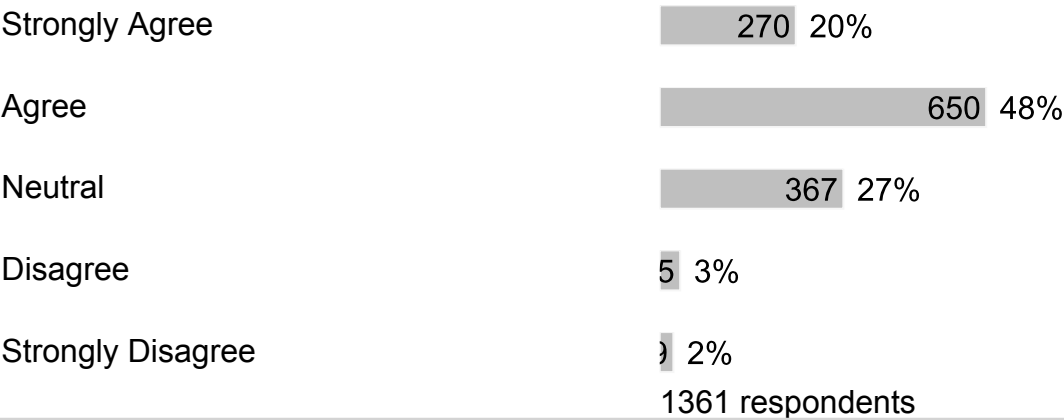
**12. I enjoy eating food prepared by the cafeteria.**



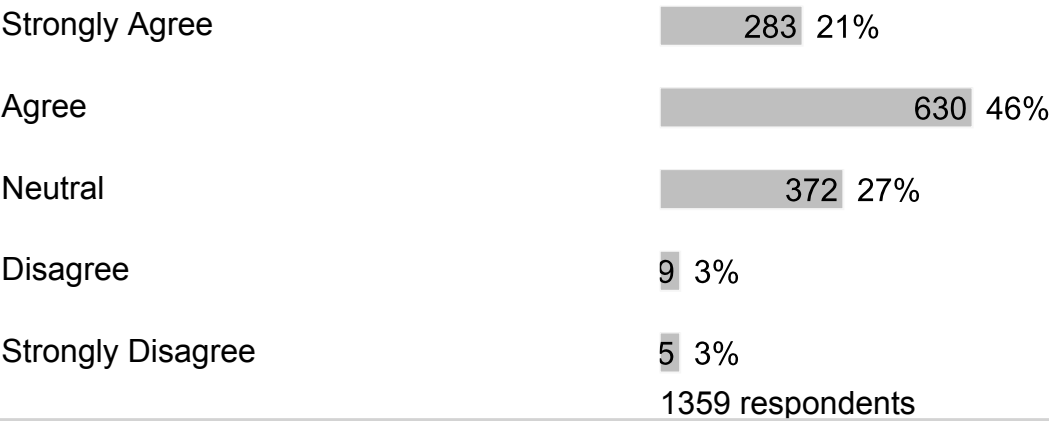
1375 respondents

# G. Accountability

## 1. In my school, a high-quality education is offered.



## 2. My school provides me with challenging curriculum, uses a variety of teaching methods and learning experiences to develop the skills I need to succeed.



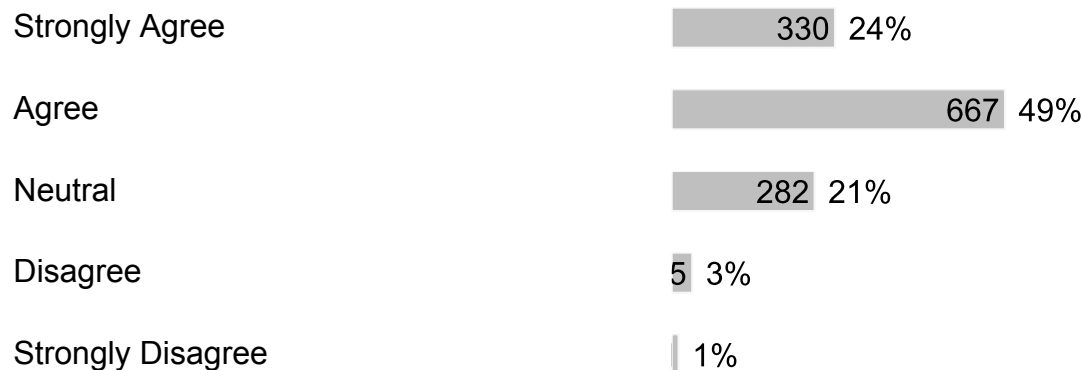
## 3. My school motivates me to set academic goals and learn new things.





1361 respondents

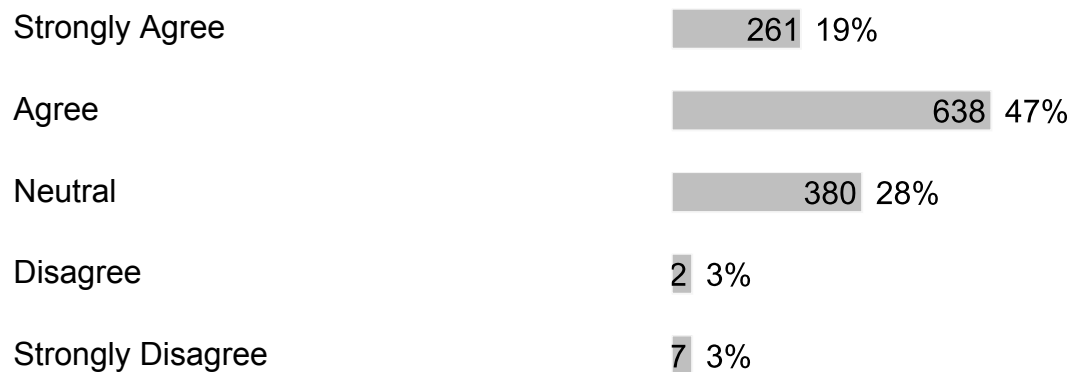
**4. My teachers use tests, projects, presentations, and portfolios to assess my understanding of what was taught.**



N/A 5 3%

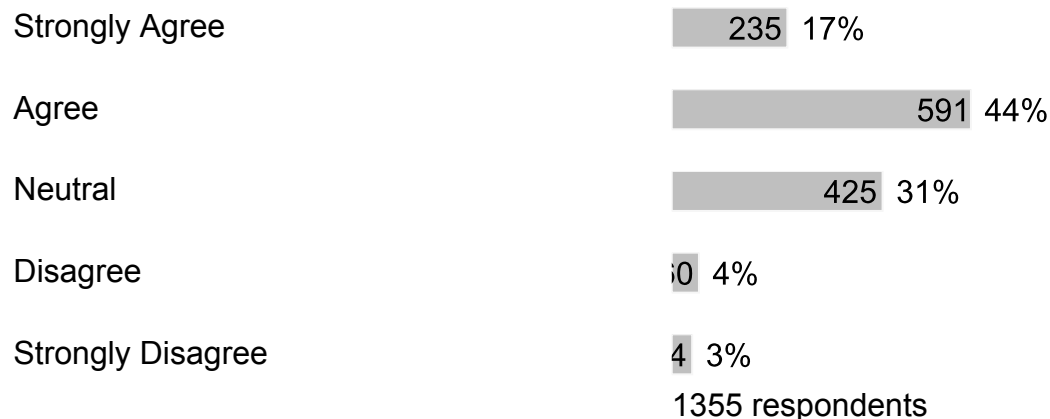
1360 respondents

**5. My school prepares me for success in the next school year.**

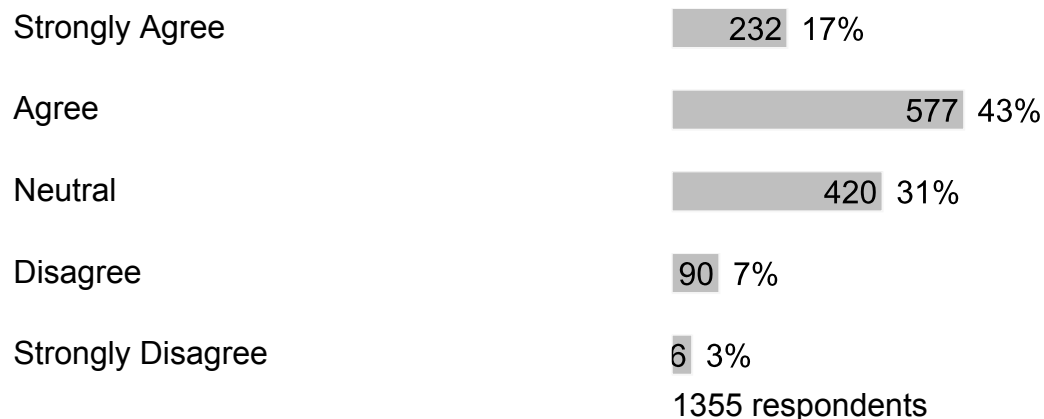


1358 respondents


**6. Lessons and materials in our school prepare us to be effective users of media and technology.**



**7.** In class, students spend considerable amounts of time actively engaged in learning (such as solving problems, discussing ideas, creating their own work, reading, writing, speaking and researching).




**8.** My teachers effectively engage students in the classroom and encourage creative thinking.




1355 respondents

**9. There are few distractions during class.**



1356 respondents

**10. Students are encouraged to work in groups regularly.**



1351 respondents

**11. Teachers are generally fair when it comes to grading student work.**



Strongly Disagree 33 5%  
1355 respondents

**12. I give class presentations or share my work with classmates.**

Strongly Agree 198 15%  
Agree 572 42%  
Neutral 462 34%  
Disagree 78 6%  
Strongly Disagree 8 4%  
1358 respondents

**13. I work on assignments that challenge me and/or take more than one class period to complete.**

Strongly Agree 309 23%  
Agree 644 48%  
Neutral 339 25%  
Disagree 3 2%  
Strongly Disagree 7 2%  
1352 respondents

**14. I complete meaningful homework to review what I learned in class and/or prepare for the next day's lesson.**

Strongly Agree 235 17%  
Agree 589 44%  
Neutral 412 30%



Disagree 73 5%

Strongly Disagree 4 3%

1353 respondents

**15. I receive feedback about my work that helps me better understand what I'm learning.**

Strongly Agree 202 15%

Agree 494 37%

Neutral 453 34%

Disagree 141 10%

Strongly Disagree 32 5%

1352 respondents

**16. I am provided opportunities to correct or improve my work.**

Strongly Agree 202 15%

Agree 530 39%

Neutral 407 30%

Disagree 128 9%

Strongly Disagree 83 6%

1350 respondents

**17. I am provided opportunities to participate in class discussions and activities.**

Strongly Agree 241 18%

Agree 690 51%

Neutral	357	26%
Disagree	4	3%
Strongly Disagree	3	2%

1350 respondents

**18. My teachers explain their expectations so I can be successful.**

Strongly Agree	238	18%
Agree	630	47%
Neutral	396	29%
Disagree	6	3%
Strongly Disagree	0	3%

1350 respondents


**19. My teachers provide me with information about how well I am doing in school.**

Strongly Agree	225	17%
Agree	537	40%
Neutral	444	33%
Disagree	97	7%
Strongly Disagree	9	4%

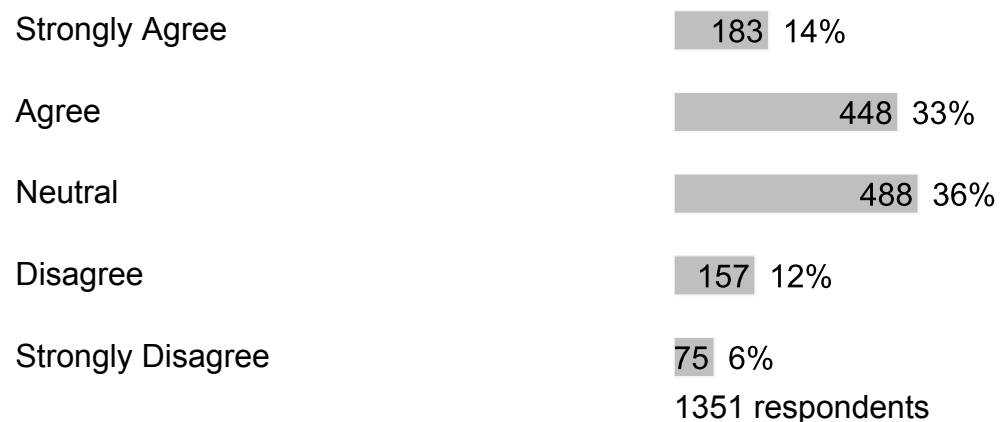
1352 respondents

**20. Teachers regularly post information online or send home a newsletter.**


Strongly Agree	199	15%
----------------	-----	-----




**21. My teachers keep my family informed of my academic progress.**




**22. My school considers students' opinions when changing rules/policies and planning ways to improve the school.**



**23. My school shares information about school success with my community.**



**24. Our school uses different ways to communicate what is happening to parents and students.**



## H. Additional Information

1. What else would you like to tell us about your school?

Free form text answers are available in the exported CSV report