

# **BCPS PARENT CUSTOMER SURVEY 2024 (English, Spanish, Portuguese and Haitian Creole)**

---

run on 06/03/2024



surveys



Custom Survey

1 survey(s) 134 response(s)

Report Filters

School:  
N/A

Race:  
N/A

Grade:  
N/A

Gender:  
N/A

Ethnicity:  
N/A

Tag:  
N/A

## BCPS PARENT CUSTOMER SURVEY 2024 (English, Spanish, Portuguese and Haitian Creole)

### Demographics

Number of Responses | Percentages of Total Responses

#### 1. Gender

Male	25	19%
Female	108	81%
Prefer not to answer	1	1%

134 respondents

#### 2. Race

Asian	5	4%
Black or African American	14	11%
Native Hawaiian or Other Pacific Islander	3	2%
White	53	43%

Multiracial 42 34%

Other 7 6%

124 respondents

### 3. Ethnicity

Hispanic 74 57%

Non-Hispanic or Latino 50 39%

Prefer not to answer 5 4%

129 respondents

### 4. Grade

Grade PK 7 5%

Grade K 20 15%

Grade 1 19 14%

Grade 2 12 9%

Grade 3 14 10%

Grade 4 32 24%

Grade 5 29 22%

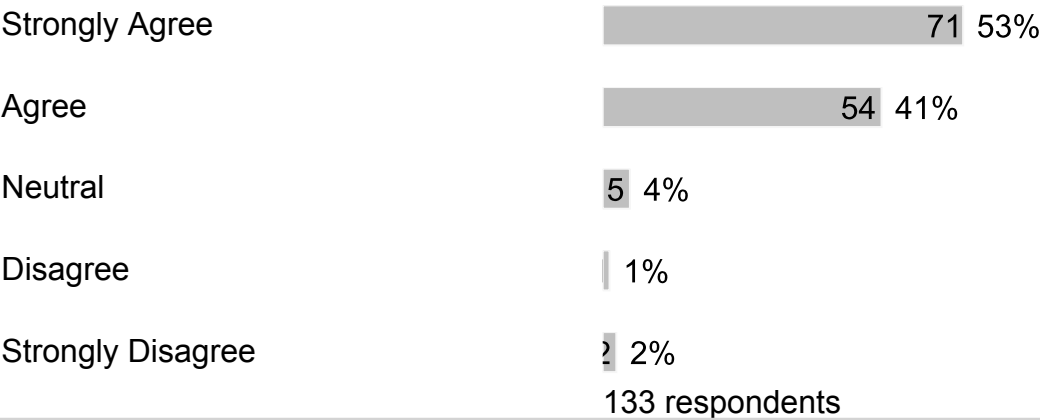
Grade 6

1%

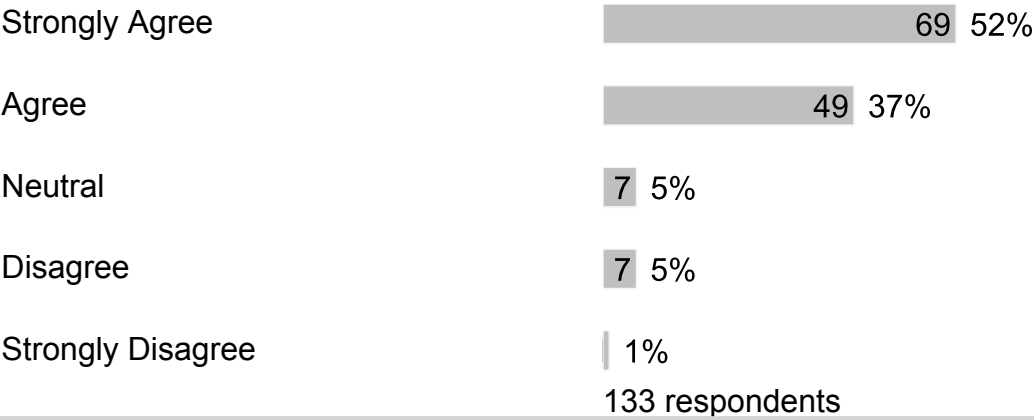
134 respondents

# B. Safety

## 1. My child feels safe at school.



## 2. My child’s school is clean and well-maintained.



## 3. I would recommend my child’s school to my friends and/or family.



Disagree 12 9%

Strongly Disagree 10 8%

131 respondents

**4. Bullying is when 1 or more students tease, threaten, spread rumors about, hit, shove or hurt another student over and over again. It is not bullying when 2 students of about the same strength or power argue, fight or tease each other in a friendly way. Have students bullied or cyberbullied your child at school this year?**

Strongly Agree 27 21%

Agree 21 17%

Neutral 17 13%

Disagree 34 27%

Strongly Disagree 28 22%

127 respondents

**5. After my child was bullied, I contacted school staff.**

Strongly Agree 25 20%

Agree 13 10%

Neutral 16 13%

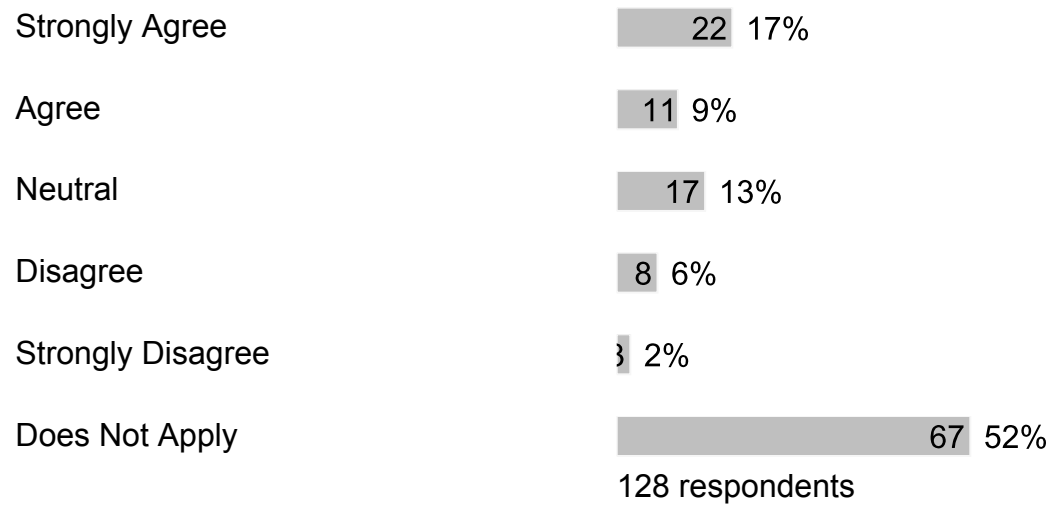
Disagree 5 4%

Strongly Disagree 1 1%

Does Not Apply 68 53%

128 respondents

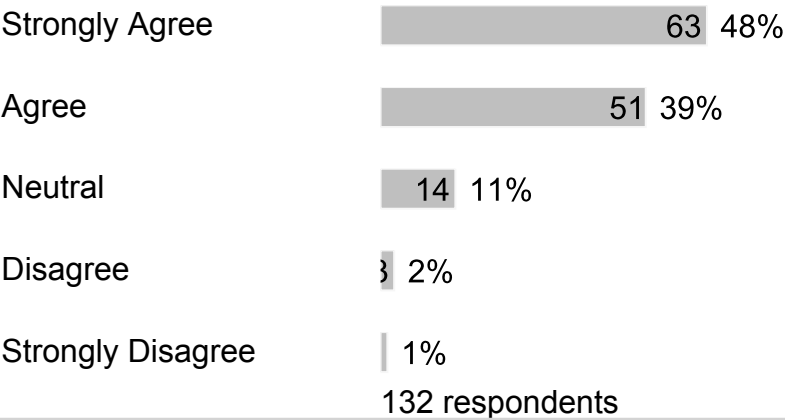
**6. After I contacted school staff, the bullying behavior against my child stopped.**



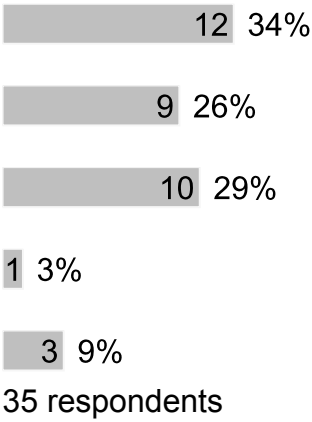


# C. Equity

## 1. Our school provides an equitable and inclusive environment for students.

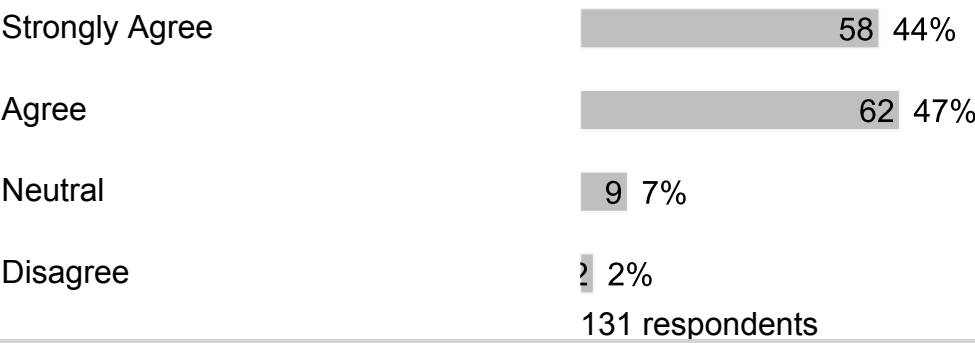


## 2. Intentionally Left Blank

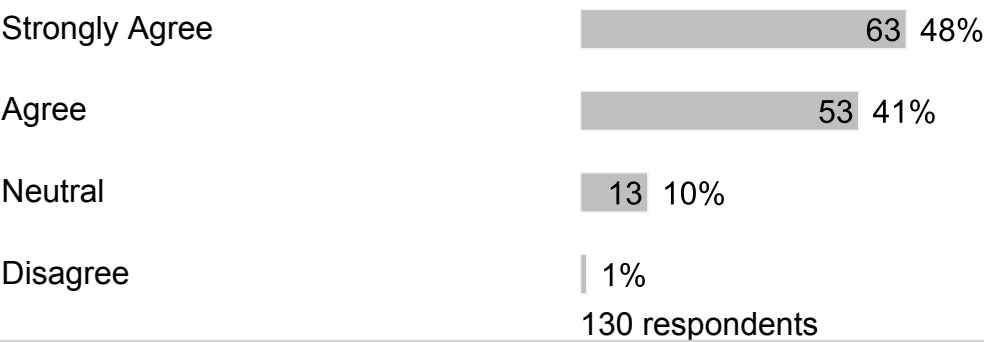


# D. School Support

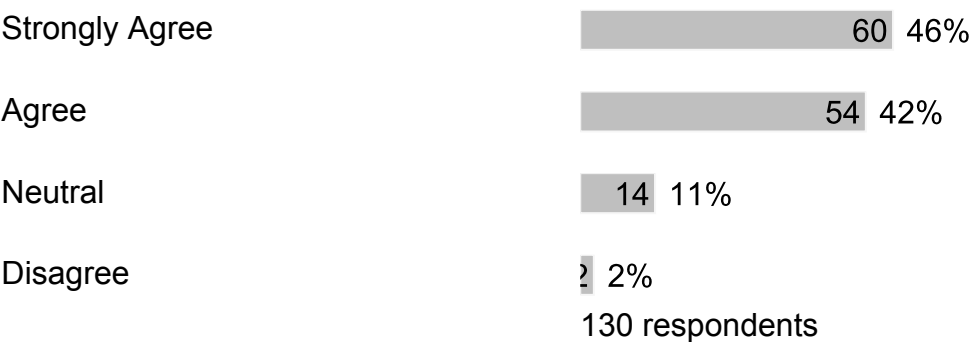
1. Our school provides sufficient material resources (books, computers, learning materials, etc.) to meet student needs.



2. Our school provides qualified staff members to support student learning.



3. At school, my child has up-to-date computers and other technology to learn.




# E. Wellness Support

## 1. If my child has a problem, they know who they can go to for help.



131 respondents

## 2. My child likes going to school.



130 respondents

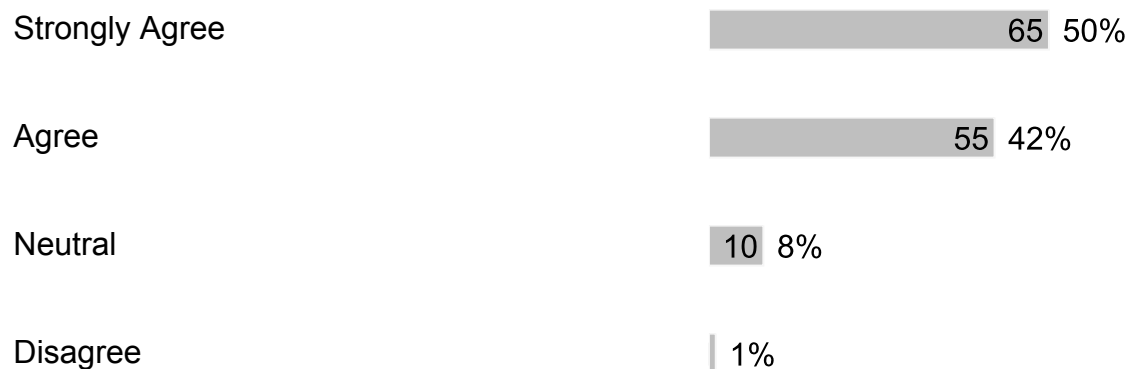
## 3. I would recommend my child’s school to my friends and/or family.






131 respondents

**4. Our school treats students with value, respect and compassion.**




131 respondents

**5. The office staff is helpful and made me feel valued as a parent/guardian.**



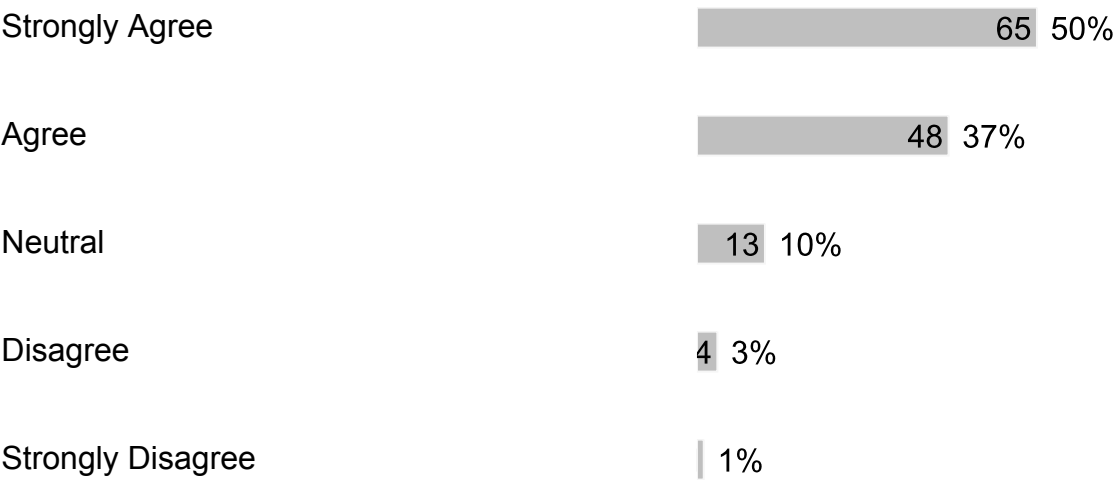
131 respondents

6. When visiting the school, I am greeted with courtesy and respect by the office staff.



131 respondents

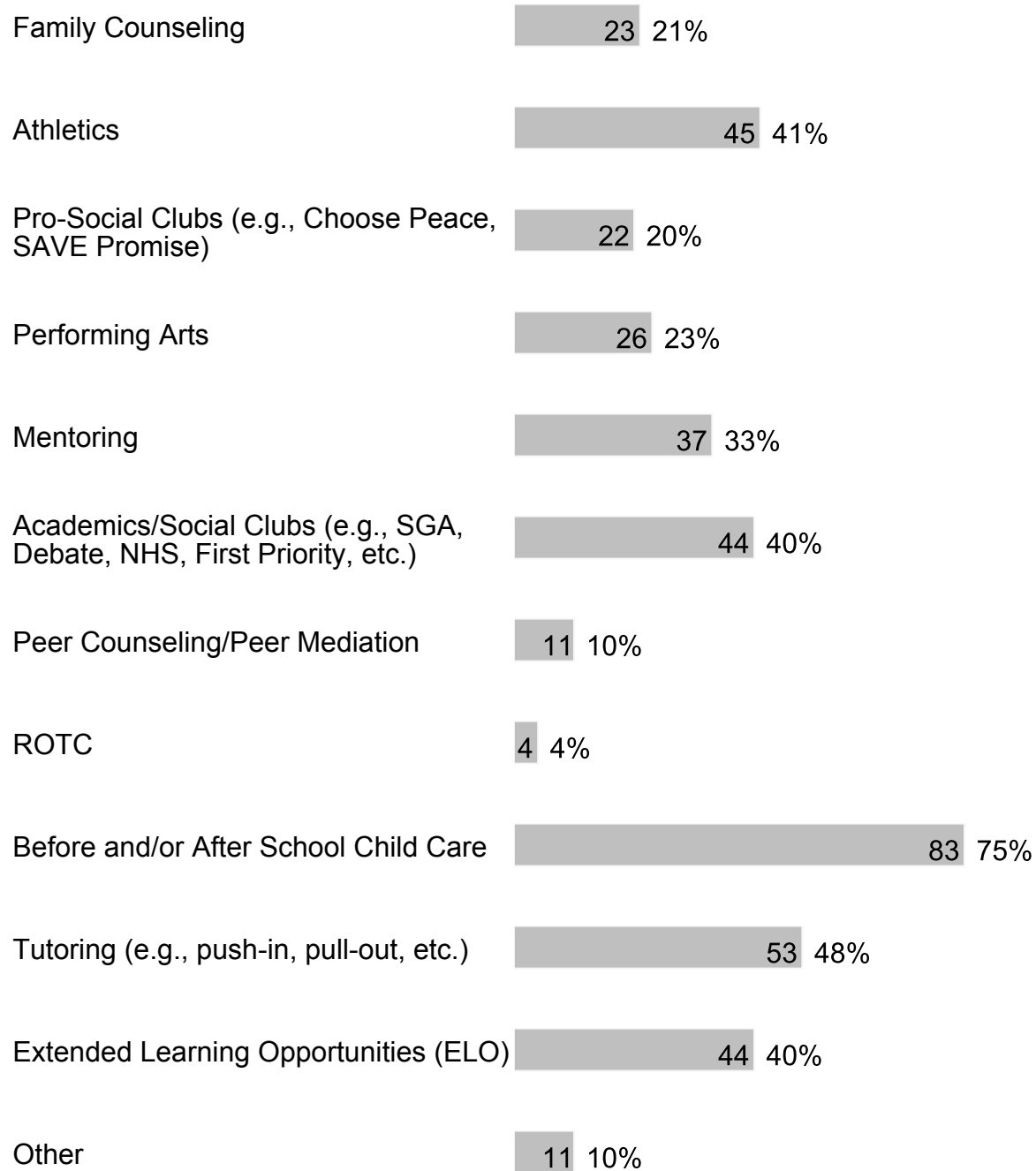
7. Phone calls to the school are answered in a polite and respectful manner by the office staff.



131 respondents

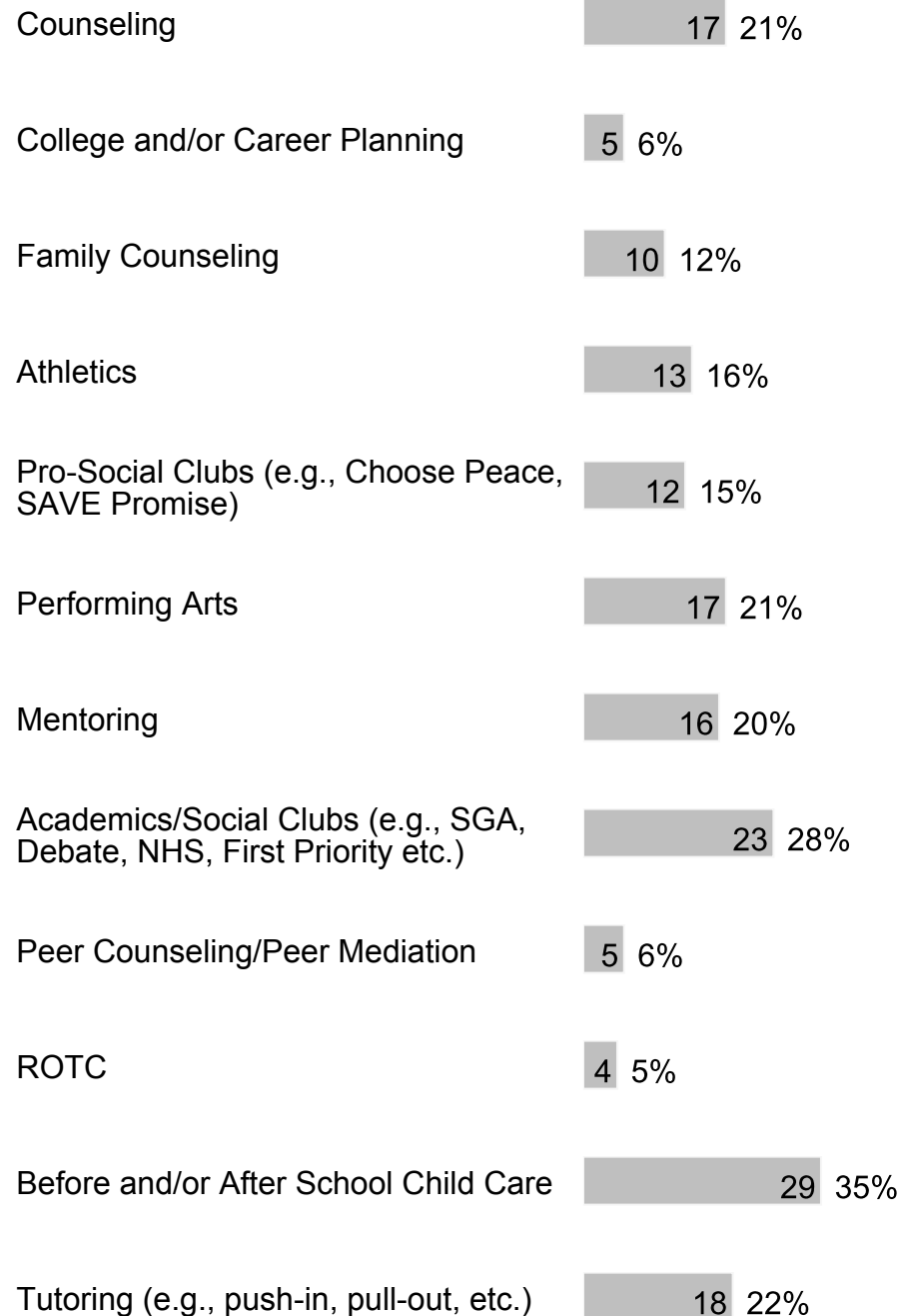
8. At our school, the following programs/services are available (check all that apply):





111 respondents

9. At our school, my child participates in the following programs/services (check all that apply):



Extended Learning Opportunities (ELO) 31 38%

Other 21 26%

82 respondents

**10.** At our school, these are the following programs/services that my child values most or would value if they were available (check all that apply):

Counseling 19 21%

College and/or Career Planning 9 10%

Family Counseling 10 11%

Athletics 38 42%

Pro-Social Clubs (e.g., Choose Peace, SAVE Promise) 15 17%

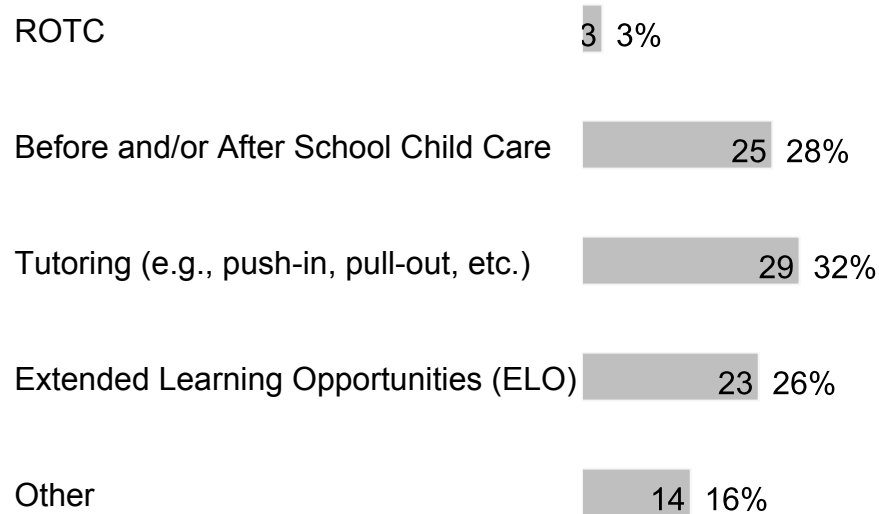
Performing Arts 38 42%

Mentoring 24 27%

Academics/Social Clubs (e.g., SGA Debate, NHS, First Priority, etc.) 26 29%


Peer Counseling/Peer Mediation 7 8%





90 respondents


**11. Our school has a family resource center and/or a staff member assigned to work with families.**



124 respondents

# F. Accountability

## 1. The principal is a positive educational leader at the school.



## 2. The assistant principal(s) is a positive educational leader at the school.




## 3. Our school's administration provides strong instructional leadership.




## 4. Our school has established goals and a plan for improving student learning.






130 respondents

**5. Our school meets my expectations to prepare my child well for the next level of study.**



130 respondents

**6. Our school shares responsibility for student learning with its staff, parents and community members.**



131 respondents

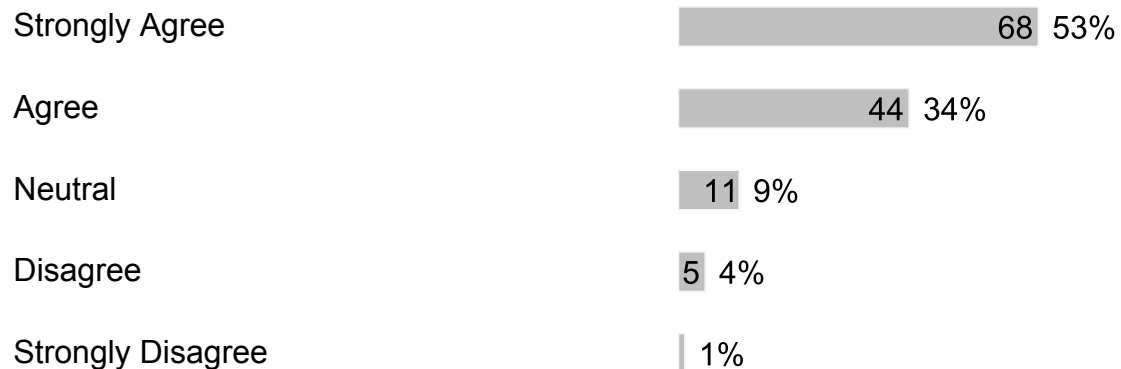
**7. Our school has high expectations for students.**






130 respondents

**8. My child's teachers provide curriculum that meets the learning needs of my child.**



129 respondents

**9. My child's teachers give work that challenges my child.**



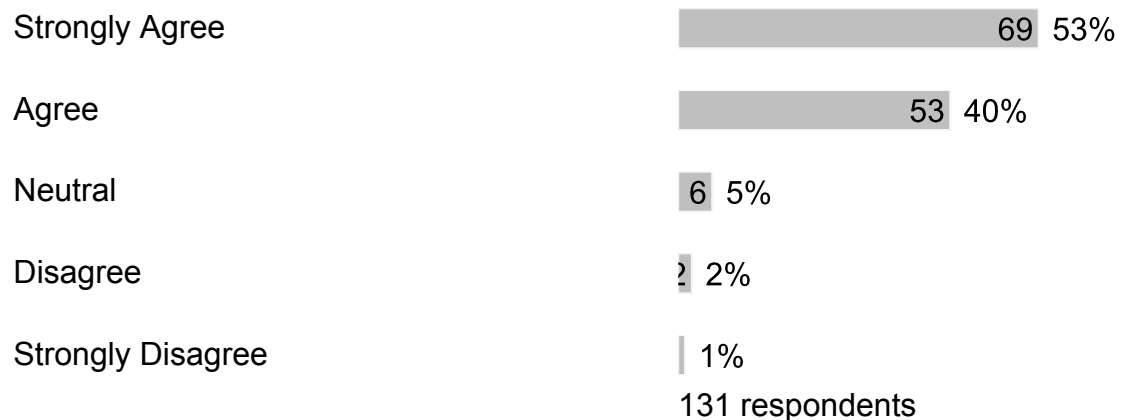
131 respondents

**10. My child's teachers work as a team to help my child learn.**

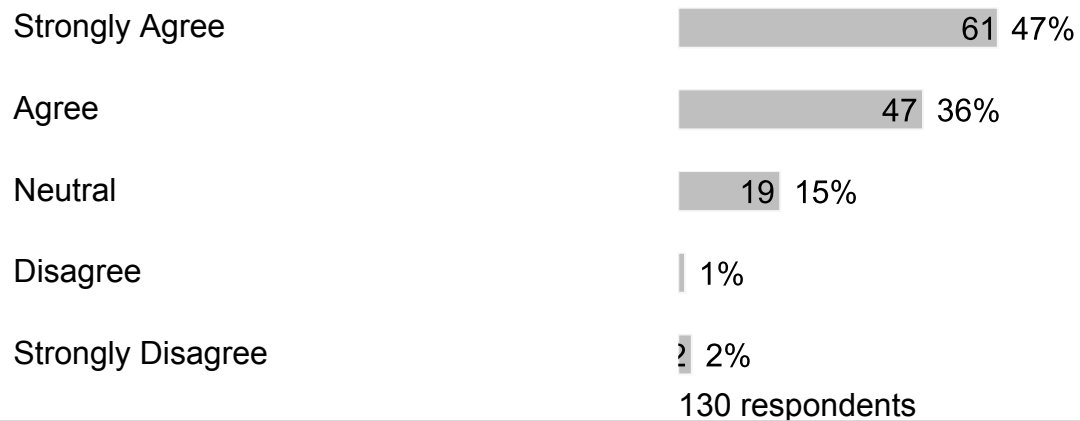




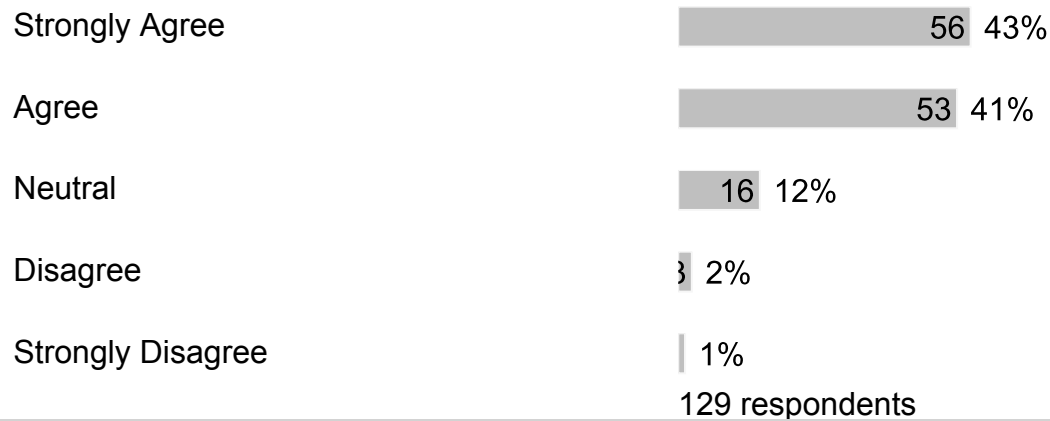
**11. My child's teachers use a variety of teaching strategies.**



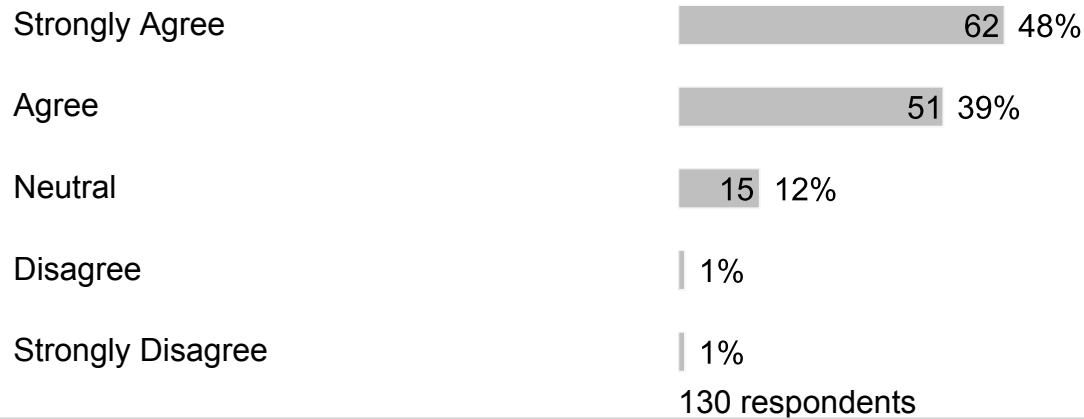
**12. My child's teachers adjust the instruction to meet my child's learning needs.**



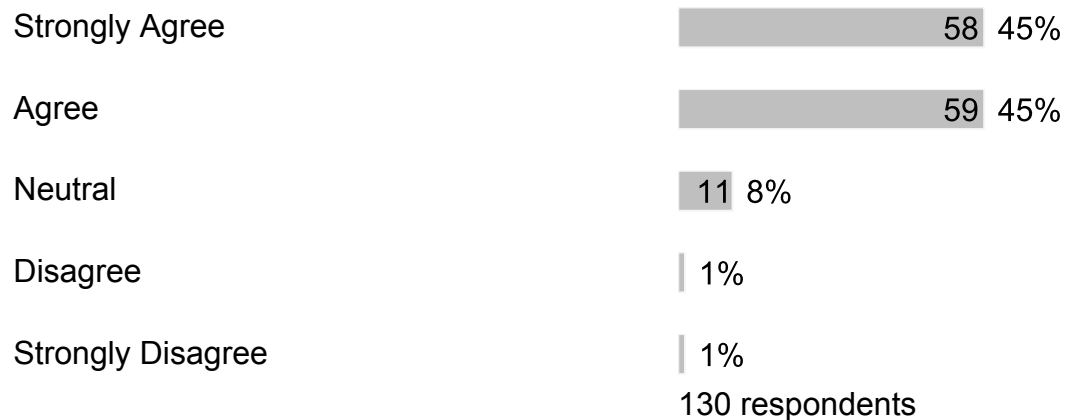
**13. My child sees a relationship between what is being taught and everyday life.**




**14. Clear learning expectations are set for my child.**



**15. My child's understanding of what was taught is regularly assessed.**




16. Our school works to keep instructional time free from distraction.



128 respondents


17. My child's teachers keep me informed regularly about my child's progress and how they are being graded.



Strongly Disagree 1%

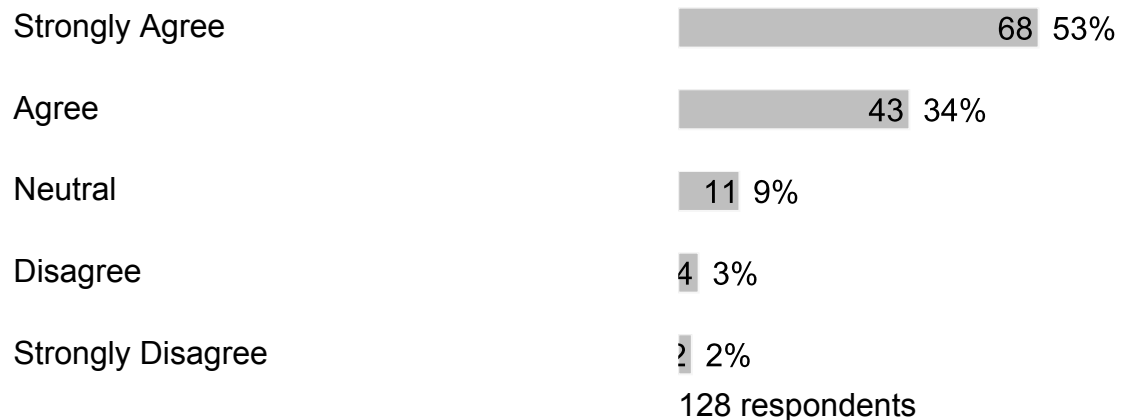
129 respondents

18. My child's teachers report on my child's progress in easy to understand language.

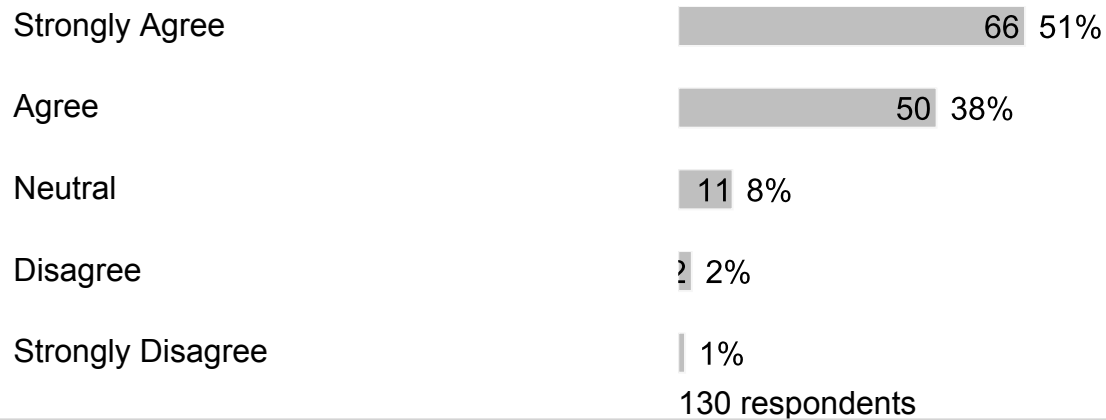


129 respondents

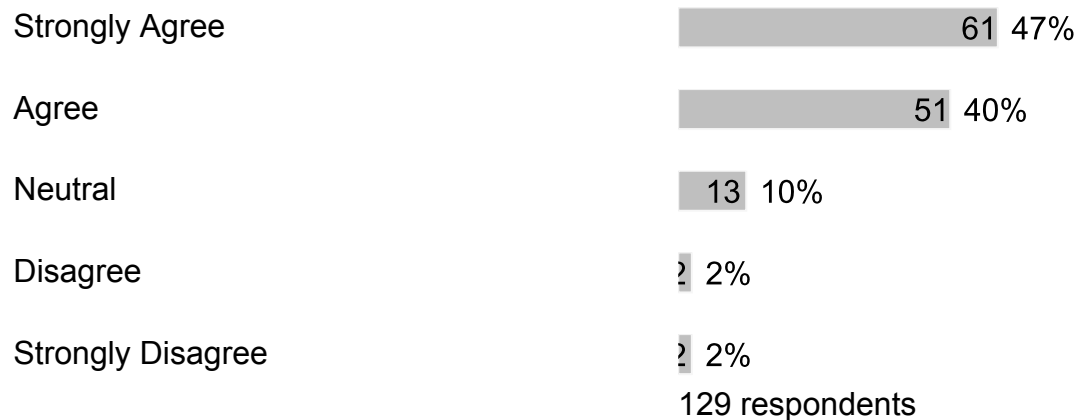
19. Teachers schedule conferences to share student learning progress with families.



**20. My child is prepared for success in the next school year.**

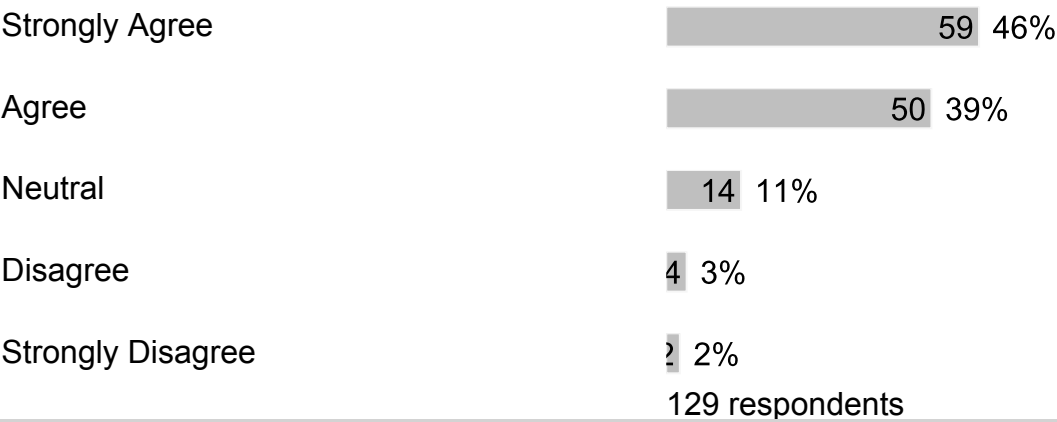


**21. Families are encouraged to volunteer.**

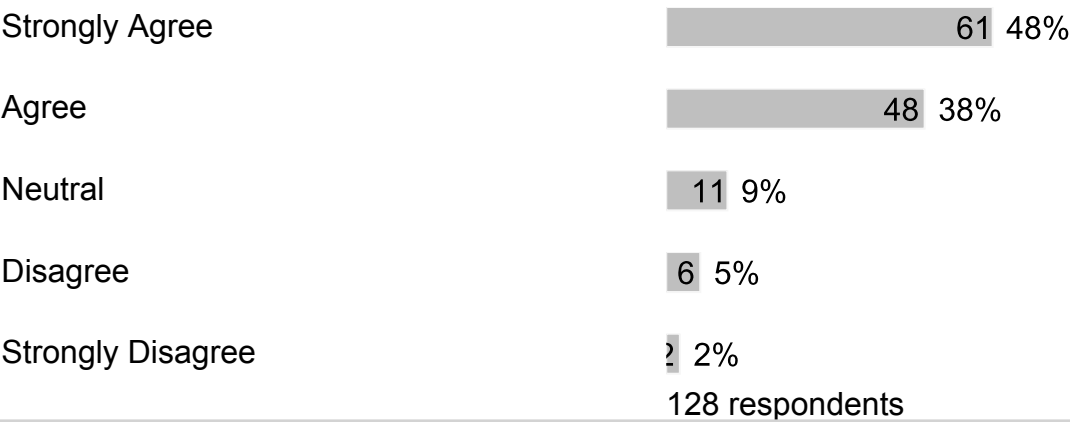




**22. Families are given the opportunity to participate on school committees.**



**23. I am well-informed of the school’s goals and activities.**



**24. Our school reports the achievement of school goals.**



Strongly Disagree 2 2%  
130 respondents

**25.** Our school provides opportunities for parents to be involved through the School Advisory Council (SAC) and/or the School Advisory Forum (SAF).

Strongly Agree 61 48%

Agree 47 37%

Neutral 16 13%

Disagree 1 1%

Strongly Disagree 3 2%

128 respondents

**26.** The School Improvement Plan (SIP) is regularly reviewed and revised through the School Advisory Council (SAC).

Strongly Agree 52 41%

Agree 44 35%

Neutral 28 22%

Disagree 1 1%

Strongly Disagree 2 2%

127 respondents

**27.** Our school communicates information in ways that are easy for families to understand.

Strongly Agree 62 48%

Agree 52 41%

Neutral	11 9%
Disagree	2 2%
Strongly Disagree	1 1%

128 respondents

**28. Teachers regularly post information online or send home a newsletter.**

Strongly Agree	65 50%
Agree	43 33%
Neutral	13 10%
Disagree	7 5%
Strongly Disagree	1 1%

129 respondents

**29. Our school asks families for their ideas on the best way to communicate school-related information.**

Strongly Agree	48 38%
Agree	49 38%
Neutral	22 17%
Disagree	4 3%
Strongly Disagree	5 4%

128 respondents

**30. Our school asks for family input when changing rules or policies.**

Strongly Agree	45 35%
----------------	--------



## G. Additional Information

### 1. What else would you like to tell us?

Free form text answers are available in the exported CSV report