

# BCPS STUDENT (Grades 6-12) CUSTOMER SURVEY 2024

---

run on 09/13/2024



surveys



# BCPS STUDENT (Grades 6-12) CUSTOMER SURVEY 2024

run on 09/13/2024

Custom Survey

1 survey(s) 859 response(s)

## Report Filters

**School:**  
N/A

**Race:**  
N/A

**Grade:**  
N/A

**Gender:**  
N/A

**Ethnicity:**  
N/A

**Tag:**  
N/A

## BCPS STUDENT (Grades 6-12) CUSTOMER SURVEY 2024

### Demographics

Number of Responses | Percentages of Total Responses

#### 1. Gender

Male 432 53%

Female 359 44%

Other 1%

Prefer not to answer 4 3%

821 respondents

#### 2. Race

American Indian or Alaska Native 1%

Asian 3 2%

Black or African American 305 39%

Native Hawaiian or Other Pacific Islander 2 2%

White 237 30%

Multiracial 96 12%

Other 109 14%

786 respondents

### 3. Ethnicity

Hispanic 344 49%

Non-Hispanic or Latino 255 37%

Prefer not to answer 98 14%

697 respondents

### 4. Grade

Grade 6 1%

Grade 7 0%

Grade 8 1%

Grade 9 385 45%

Grade 10 160 19%

Grade 11 134 16%


Grade 12




859 respondents

# C. Safety

## 1. I feel safe at my school.



## 2. I feel safe getting to and from my school.



3. \*Note: Remember, this survey is anonymous, please report any bullying concerns to a trusted adult at your school. The next 10 questions ask about bullying. Bullying is when 1 or more students tease, threaten, spread rumors about, hit, shove, or hurt another student over and over again. It is not bullying when 2 students of about the same strength or power argue, fight or tease each other in a friendly way. During the past 12 months, have you ever been bullied on school property?



No 723 84%

859 respondents

4. The primary location on school property where I was bullied during the last 12 months was:

On the school bus 31 4%

In the classroom 51 6%

In the cafeteria 5 3%

In the hallway 9 2%

In the restroom 1 1%

Other school area 3 2%

Does not apply to me 678 81%

834 respondents

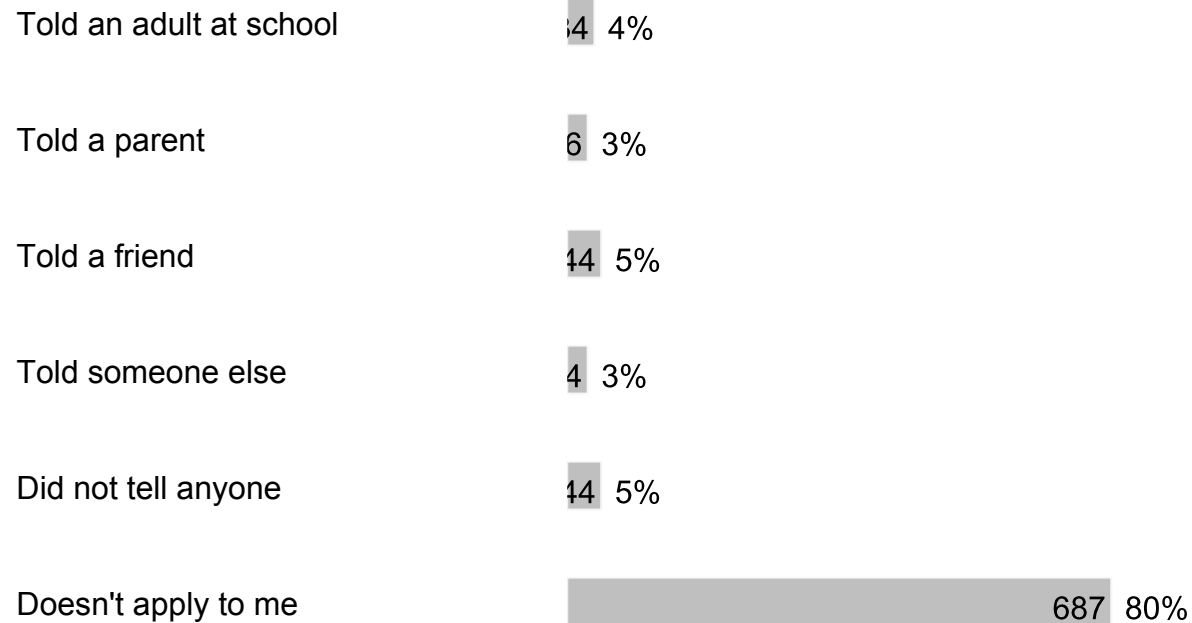
5. During the past 12 months, have you ever been electronically bullied? (Count being bullied through texting, Instagram, TikTok, Snapchat or other social media.)

Yes 102 12%

No 757 88%

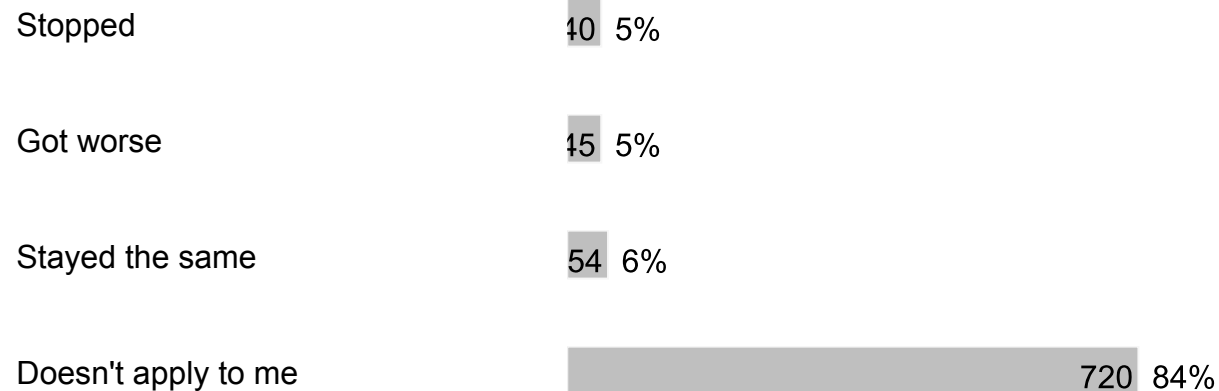
859 respondents

**6. After I was bullied, I:**



859 respondents

**7. After I told an adult at school about being bullied, the bullying:**




859 respondents

**8. A teacher or another adult at school taught our class about what bullying is this school year.**




859 respondents

**9. I think bullying is wrong.**



859 respondents

**10. I know different ways to intervene or help if bullying were occurring or going to occur.**



859 respondents

**11. I would intervene or help if another student was being bullied.**



Agree	276	32%
Neutral	346	40%
Disagree	50	6%
Strongly Disagree	31	4%

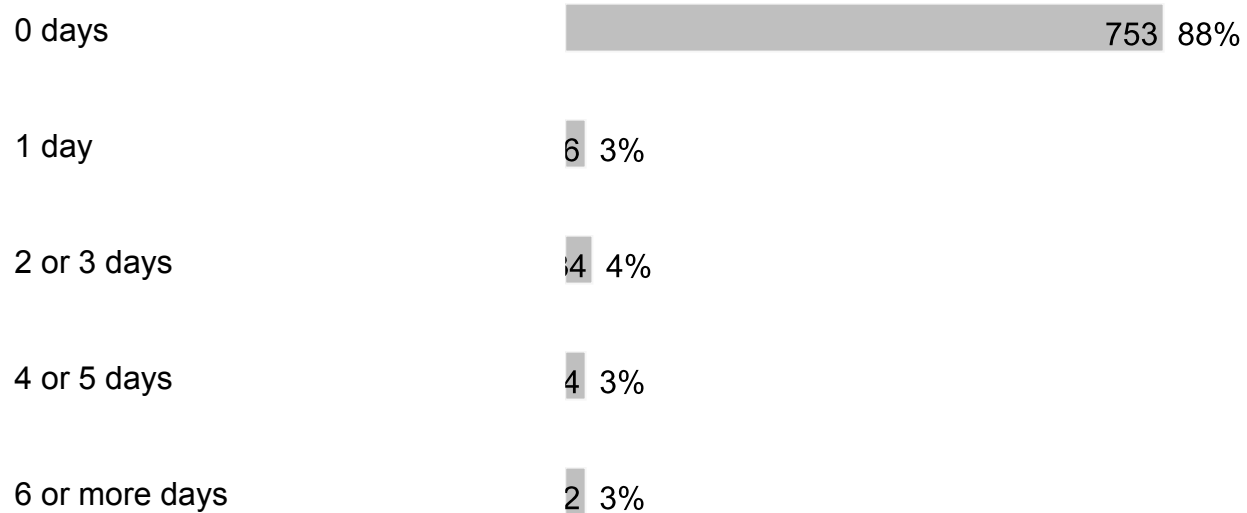
859 respondents

## 12. What can adults do to help stop bullying at school?

Supervise the school better	157	18%
Start a student patrol program	58	7%
Make punishment for bullying more harsh	231	27%
Intervene more when they see bullying or disrespect	155	18%
Talk/teach about bully prevention and/or intervention in class	81	9%
Help students work together and make friends	83	10%
Teach and celebrate kindness and respect more	94	11%

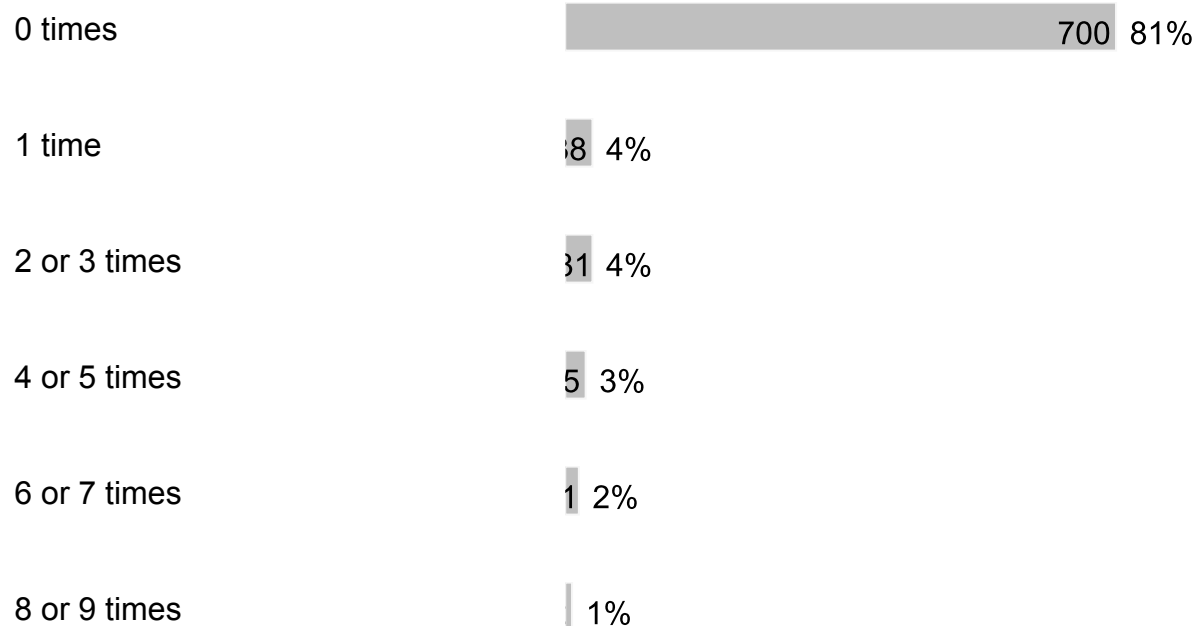
859 respondents

## 13. During the past 30 days, how many days did you carry a weapon such as a gun, knife or club on school property?



859 respondents

**14. During the past 30 days, how many times have you been threatened by another student at school?**



10 or 11 times | 1%

12 or more times 5 3%

859 respondents

**15.** During the past 12 months, how many times were you in a physical fight on school property?

0 times 718 86%

1 time 9 3%

2 or 3 times 7 3%

4 or 5 times 3 2%

6 or 7 times 7 2%

8 or 9 times | 1%

10 or 11 times | 1%

12 or more times | 1%

837 respondents

**16.** During the past 12 months, how many times did someone you were dating or going out with physically hurt you on purpose? (Count such things as being hit, slammed into something or injured with an object or weapon.)

I did not date or go out with anyone during the past 12 months 463 54%

0 times 289 34%

1 time 17 4%

2 or 3 times 13 4%

4 or 5 times 1 2%

6 or more times 3 3%

859 respondents

**17.** During the past 30 days, how many days did you have at least one drink of alcohol? (Alcohol includes drinking beer, wine, flavored alcoholic beverages and liquor such as rum, gin, vodka, whiskey, etc.) For the purpose of this question, drinking alcohol does not include drinking a few sips of wine for religious purposes.

0 days 724 84%

1 or 2 days 39 5%

3 or 5 days 9 3%

6 to 9 days 1 2%

10 to 19 days 3 3%

20 to 29 days 1%

All 30 days 2%

859 respondents

**18.** During the past 30 days, how many days did you use an electronic vapor product? (Electronic vapor products include JUUL, SMOK, Suorin, Vuse, blu e-cigarettes, vapes, vape pens, e-cigars, e-hookahs, hookah pens, mods, etc.)

0 days 742 86%

1 or 2 days 4 3%

3 or 5 days 3 3%

6 to 9 days 3 2%

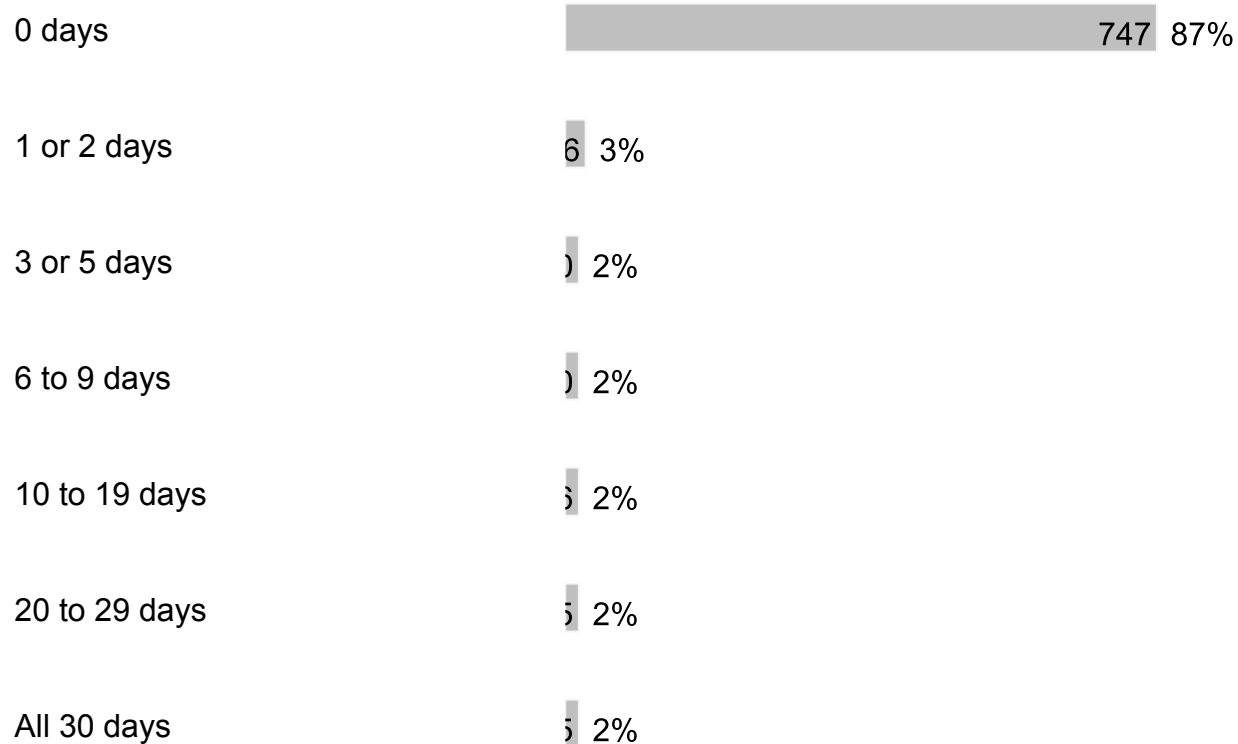
10 to 19 days 3 2%

20 to 29 days 5 2%

All 30 days 1 2%

859 respondents

**19.** During the past 30 days, how many days did you use marijuana (also called pot or weed)? Do not count CBD-only or hemp products, which come from the same plant as marijuana, but do not cause a high when used alone.



859 respondents

**20.** During the school year, I participated in alcohol, other drug or tobacco prevention activities or lessons.




859 respondents

**21.** I believe drinking alcohol is bad for your brain.



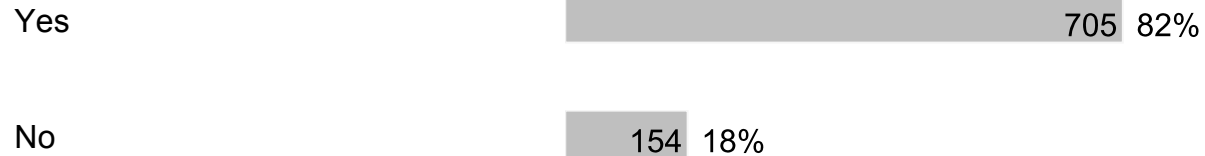
859 respondents

**22.** In your opinion, what percentage of Broward County students in grades 6 - 12 choose not to drink alcohol?



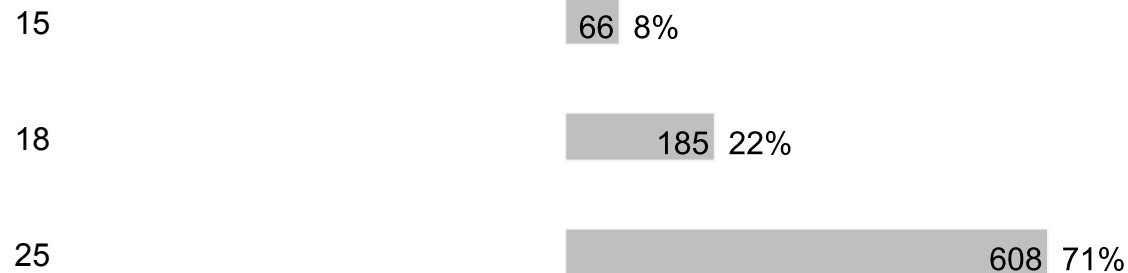
859 respondents

**23.** I believe using drugs are bad for your health.




859 respondents

**24.** At what age is a human brain fully developed?



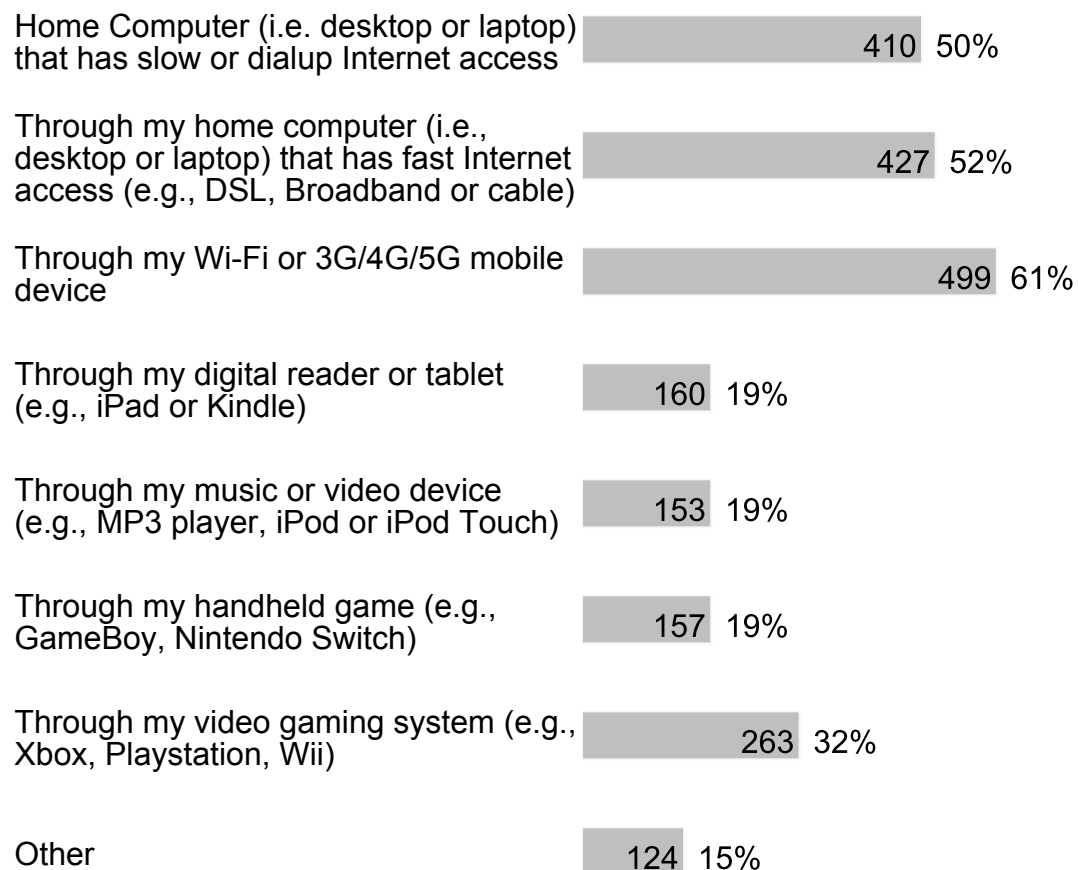
859 respondents

**25.** My school is clean and well-maintained.



## D. Equity

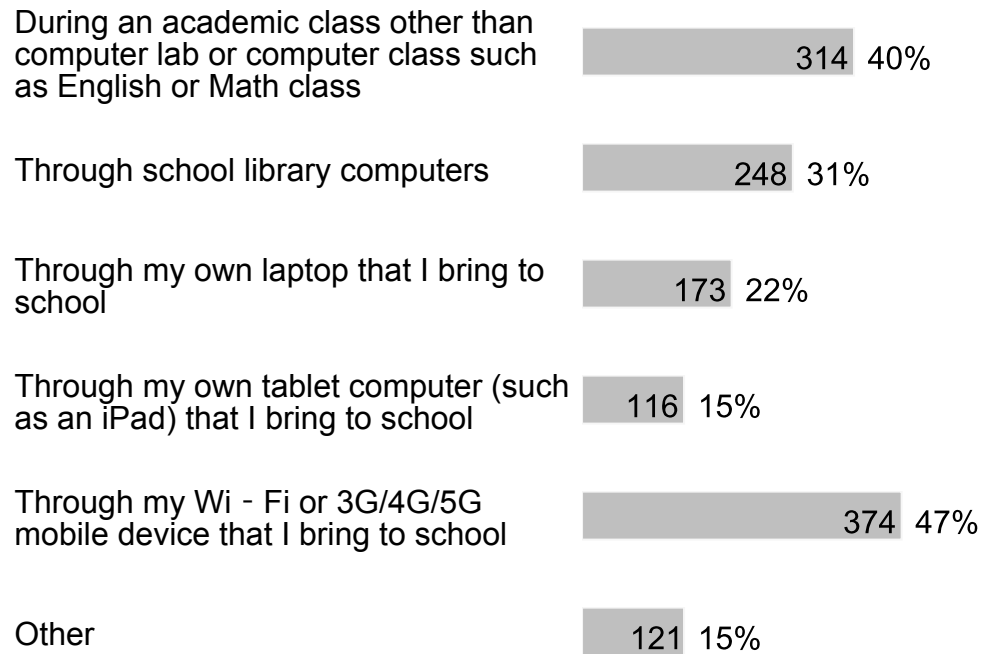
1. During a typical week, I have access to the internet at home in the following ways (check all that apply):



822 respondents

2. During a typical school day, I have access to the internet at school in the following ways (check all that apply):

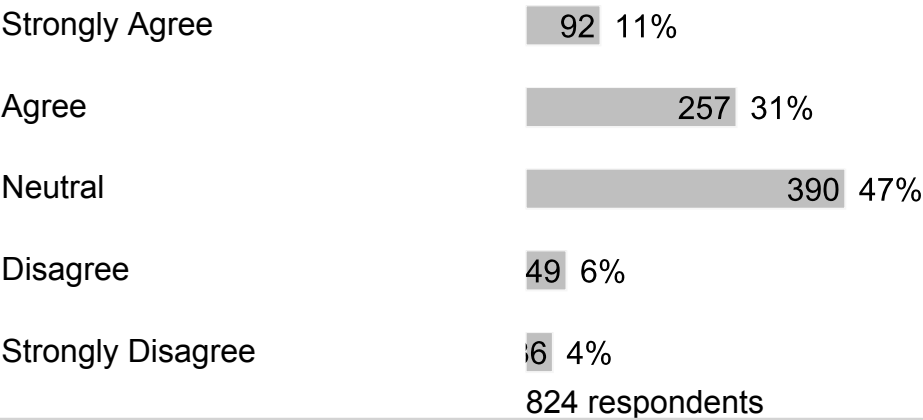




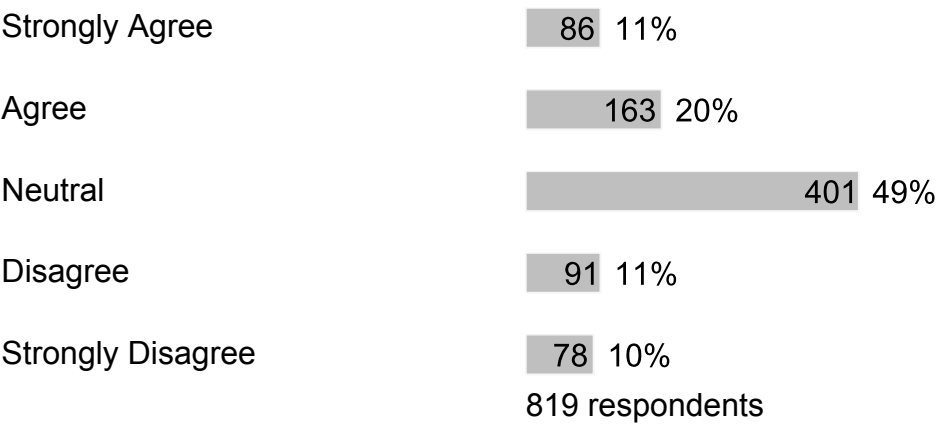
791 respondents

# E. School Support

## 1. My school provides sufficient material resources (books, supplies, technology, etc.) to meet my needs.

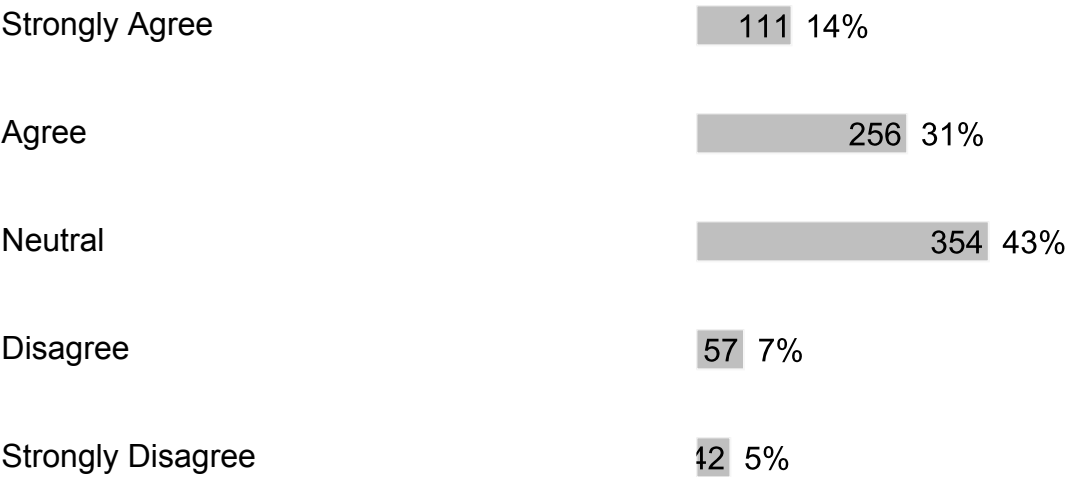


## 2. I would recommend my school to my friends.



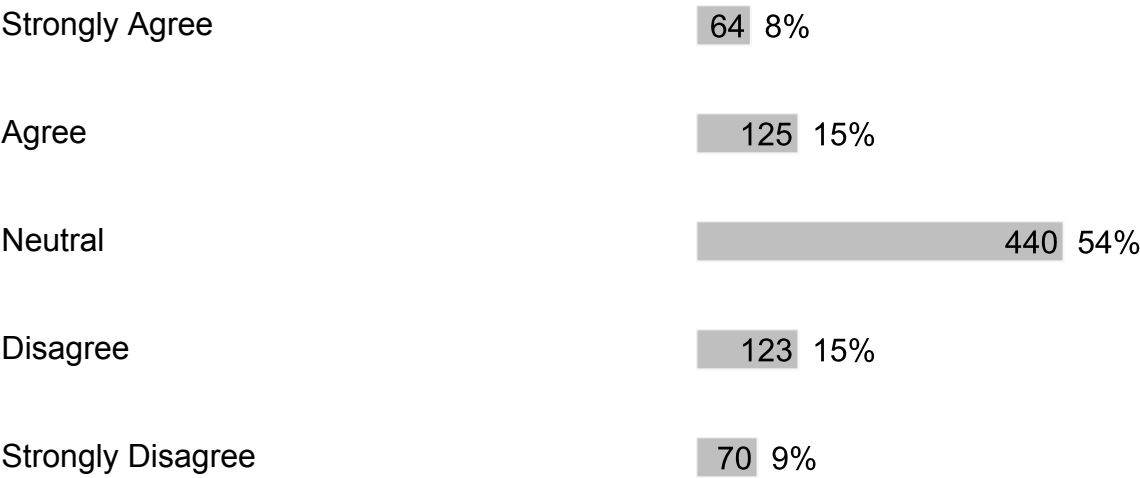
# F. Wellness Support

## 1. If I have a problem, I know who I can go to for help.




820 respondents

## 2. In my school, students treat adults with respect.




822 respondents

**3. In my school, adults treat students with respect.**



823 respondents


**4. In my school, students treat each other with respect.**



823 respondents

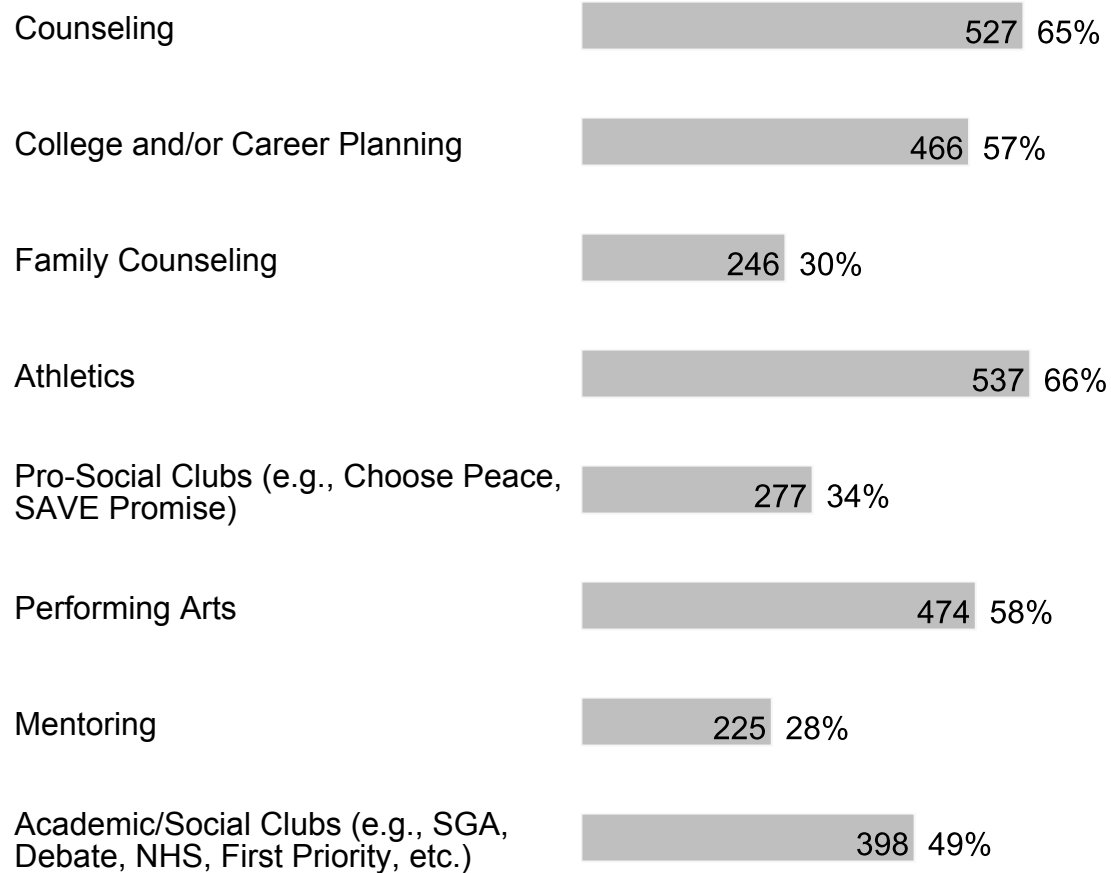
**5. My school provides me the support that I need.**

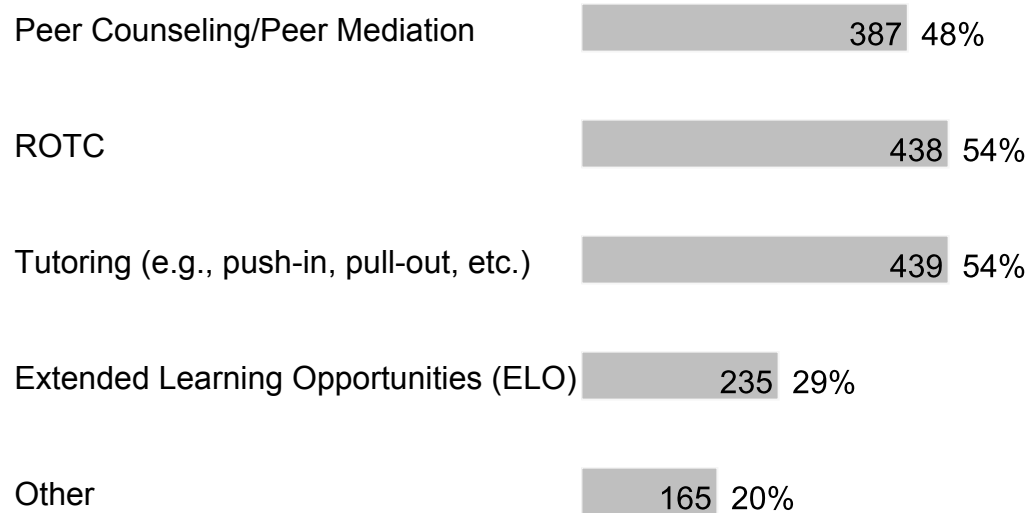




812 respondents


**6. At my school, the following programs/services are available (check all that apply):**





812 respondents

7. At my school, I participate in the following programs/services (check all that apply):

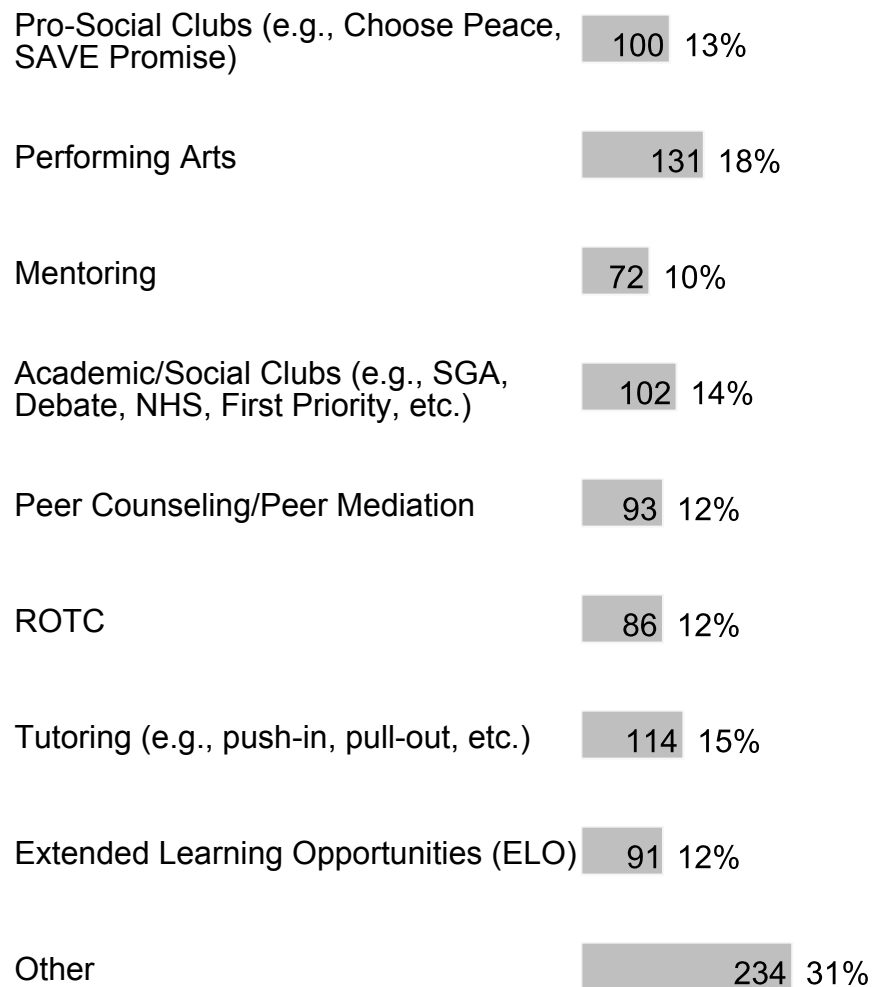


Mentoring	48	7%
Academic/Social Clubs (e.g., SGA, Debate, NHS, First Priority, etc.)	122	17%
Peer Counseling/Peer Mediation	74	10%
ROTC	76	10%
Tutoring (e.g., push-in, pull-out, etc.)	130	18%
Extended Learning Opportunities (ELO)	49	7%
Other	210	29%

725 respondents

**8.** These are the programs/services at my school that I value most or would value if they were available at my school (check all that apply):

Counseling	150	20%
College and/or Career Planning	172	23%
Family Counseling	115	15%
Athletics	194	26%



745 respondents

**9. I am friends with other students at this school.**

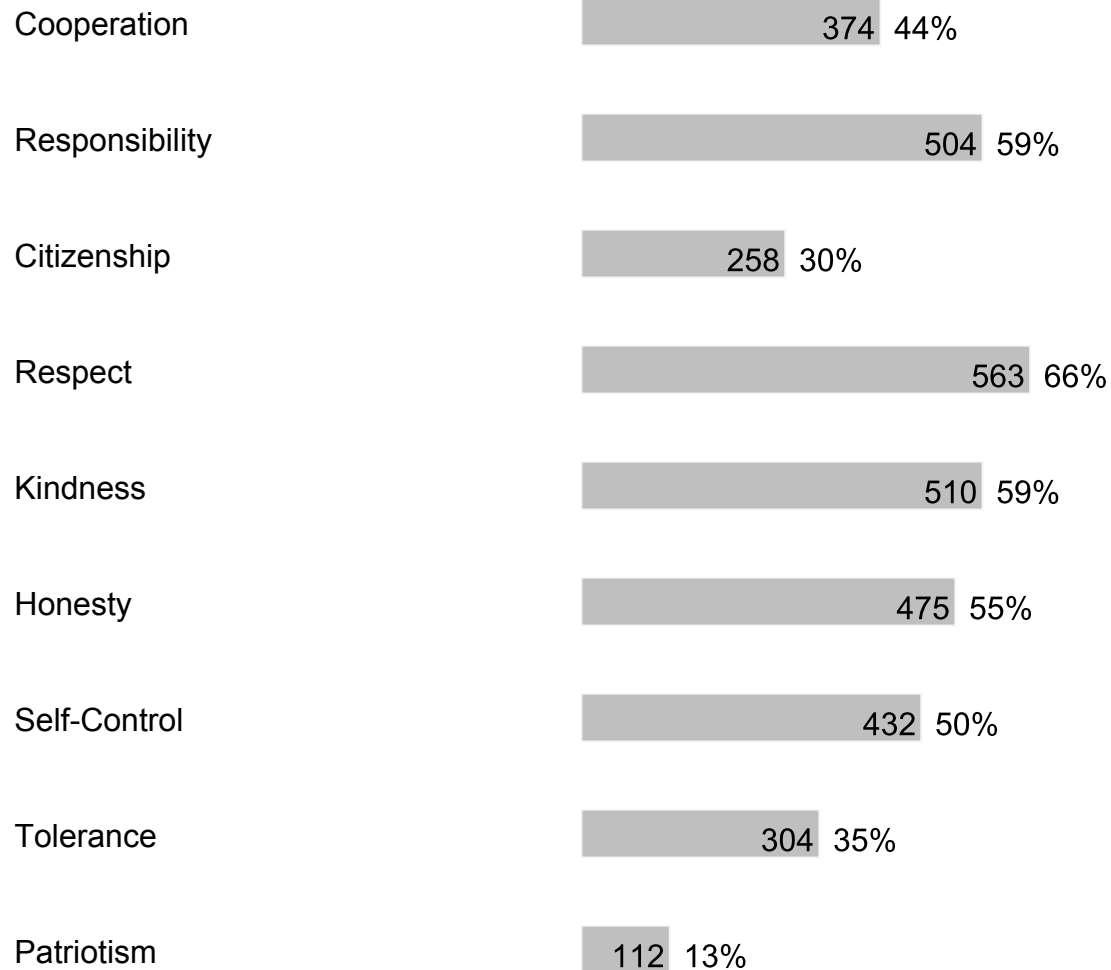


Disagree 5 4%

Strongly Disagree 31 4%

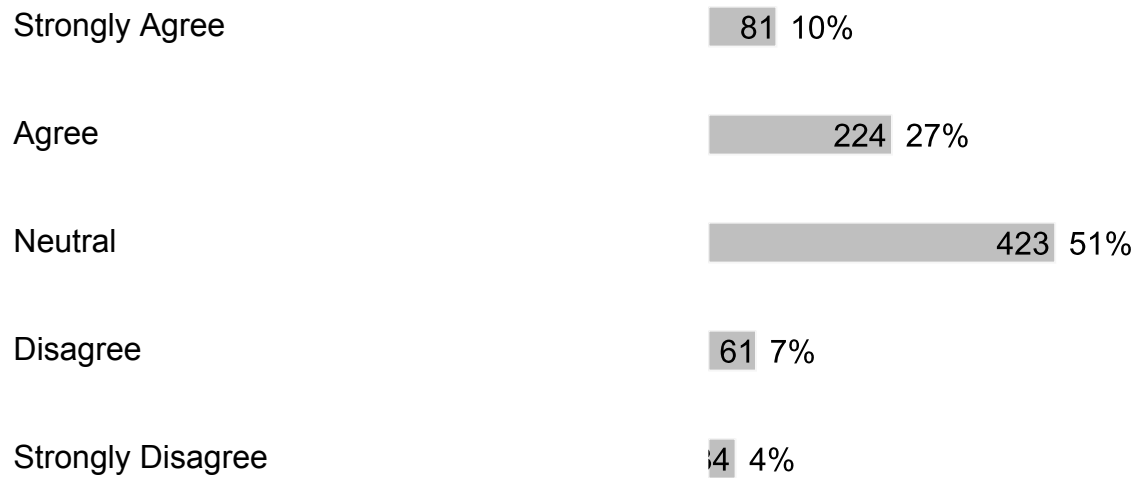
859 respondents

**10. Which character traits do you value the most in yourself and others? (check all that apply)**




859 respondents

**11. I receive acknowledgement and/or praise for my strengths or accomplishments by adults at my school.**



823 respondents

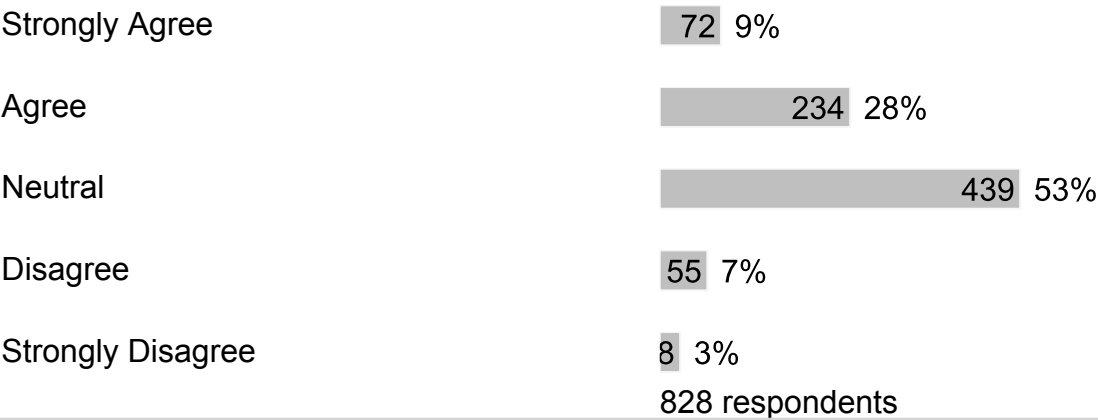
**12. I enjoy eating food prepared by the cafeteria.**



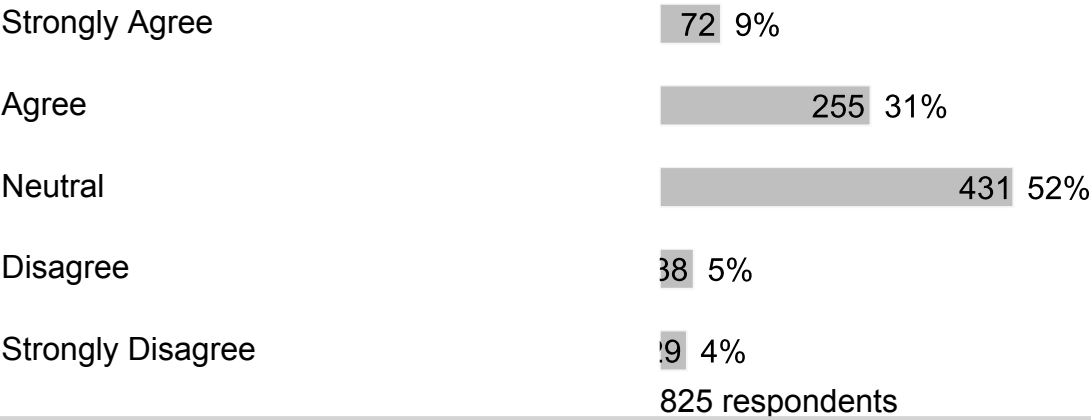
859 respondents

# G. Accountability

## 1. In my school, a high-quality education is offered.




## 2. My school provides me with challenging curriculum, uses a variety of teaching methods and learning experiences to develop the skills I need to succeed.

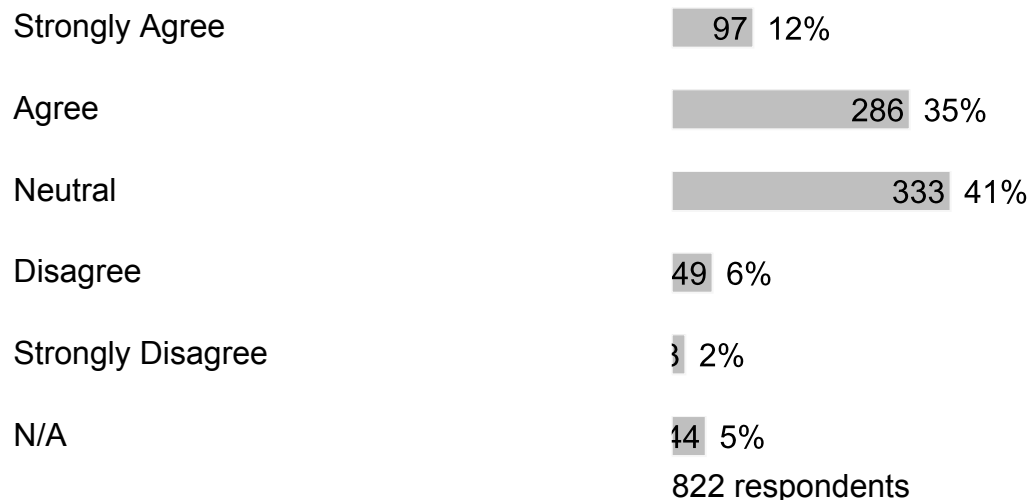


## 3. My school motivates me to set academic goals and learn new things.

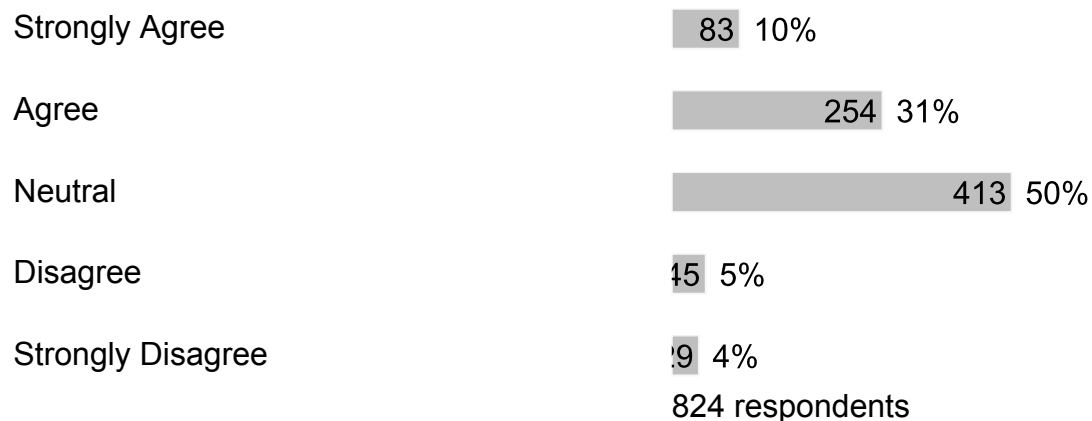




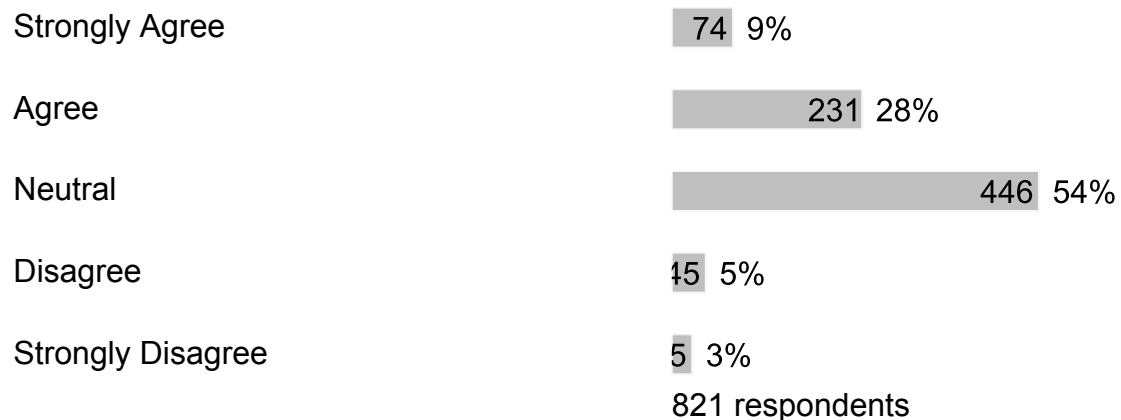
**4. My teachers use tests, projects, presentations, and portfolios to assess my understanding of what was taught.**



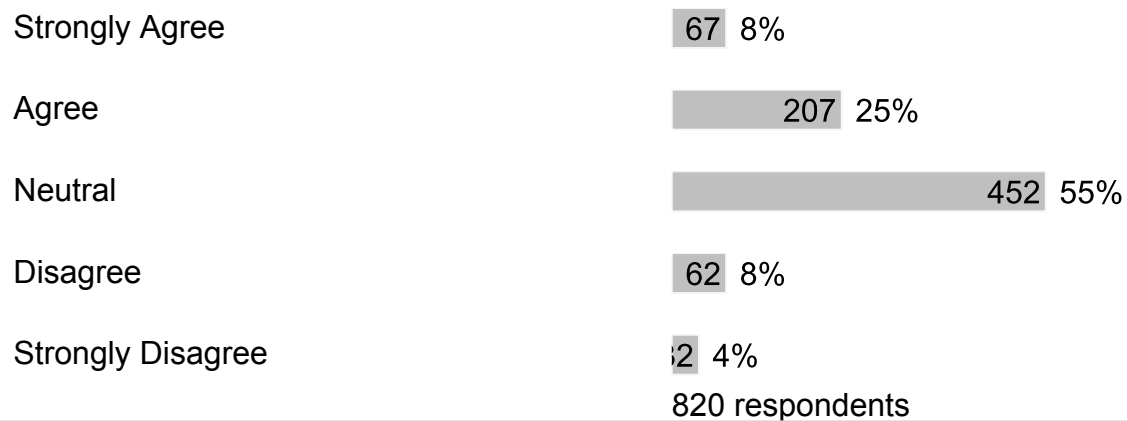
**5. My school prepares me for success in the next school year.**



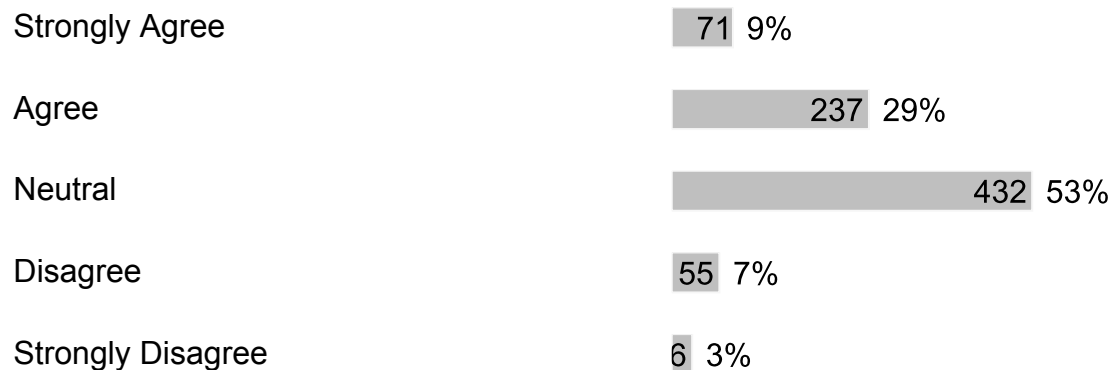
**6. Lessons and materials in our school prepare us to be effective users of media and technology.**



**7.** In class, students spend considerable amounts of time actively engaged in learning (such as solving problems, discussing ideas, creating their own work, reading, writing, speaking and researching).




**8.** My teachers effectively engage students in the classroom and encourage creative thinking.



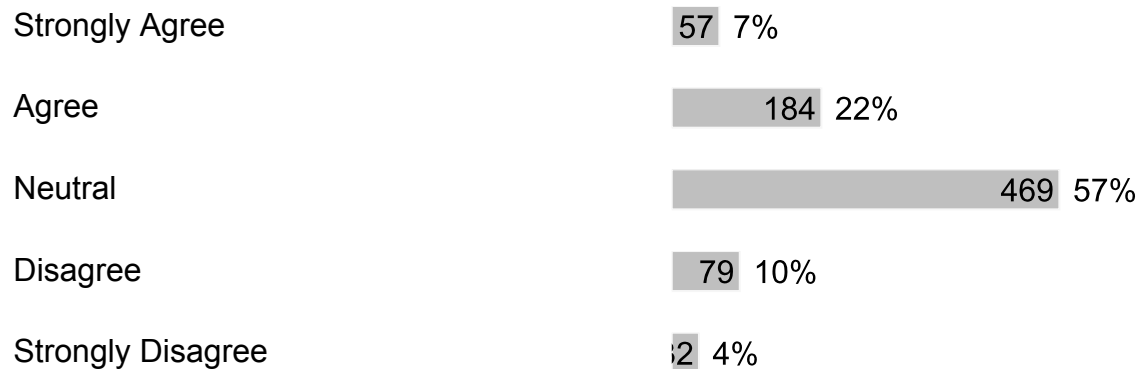
821 respondents

**9. There are few distractions during class.**




823 respondents

**10. Students are encouraged to work in groups regularly.**



821 respondents

**11. Teachers are generally fair when it comes to grading student work.**



Strongly Disagree 4 4%  
823 respondents

**12. I give class presentations or share my work with classmates.**

Strongly Agree 51 6%  
Agree 217 26%  
Neutral 448 54%  
Disagree 68 8%  
Strongly Disagree 39 5%  
823 respondents

**13. I work on assignments that challenge me and/or take more than one class period to complete.**

Strongly Agree 69 8%  
Agree 273 33%  
Neutral 425 52%  
Disagree 4 4%  
Strongly Disagree 1 2%  
821 respondents

**14. I complete meaningful homework to review what I learned in class and/or prepare for the next day's lesson.**

Strongly Agree 68 8%  
Agree 219 27%  
Neutral 454 55%

Disagree 54 7%

Strongly Disagree 9 4%

824 respondents

15. I receive feedback about my work that helps me better understand what I'm learning.

Strongly Agree 62 8%

Agree 222 27%

Neutral 458 56%

Disagree 54 7%

Strongly Disagree 6 3%

822 respondents

16. I am provided opportunities to correct or improve my work.

Strongly Agree 60 7%

Agree 252 31%

Neutral 444 54%

Disagree 50 6%

Strongly Disagree 3 2%

824 respondents

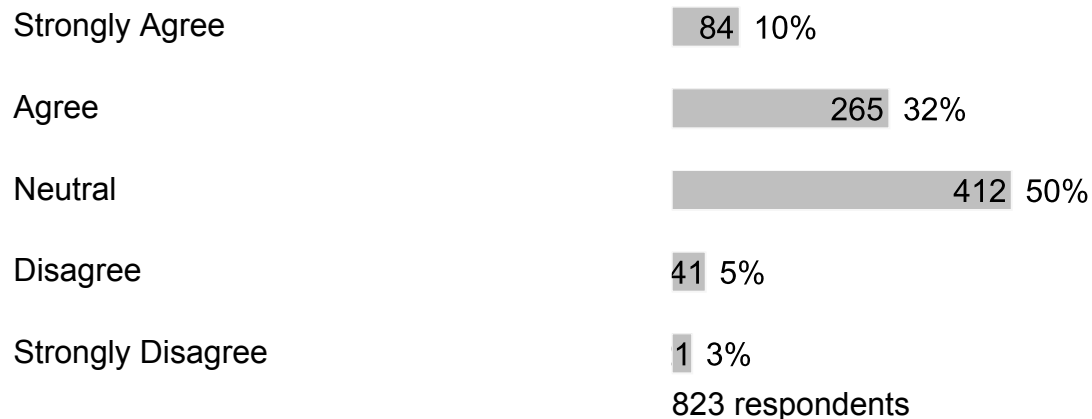
17. I am provided opportunities to participate in class discussions and activities.

Strongly Agree 77 9%

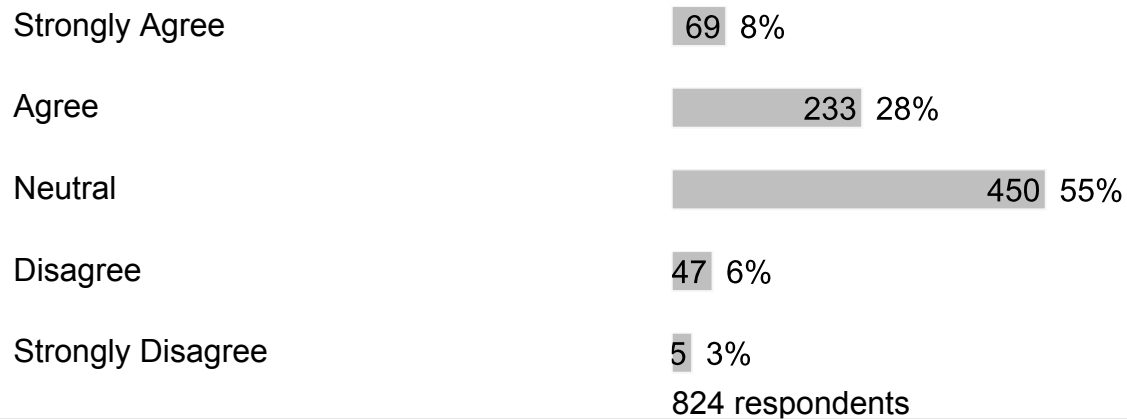
Agree 284 35%



**18. My teachers explain their expectations so I can be successful.**




**19. My teachers provide me with information about how well I am doing in school.**

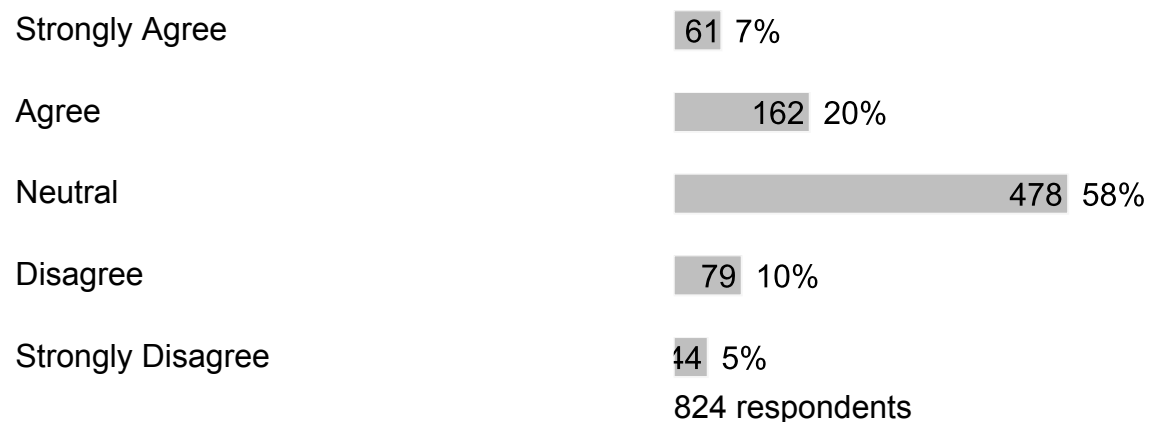


**20. Teachers regularly post information online or send home a newsletter.**

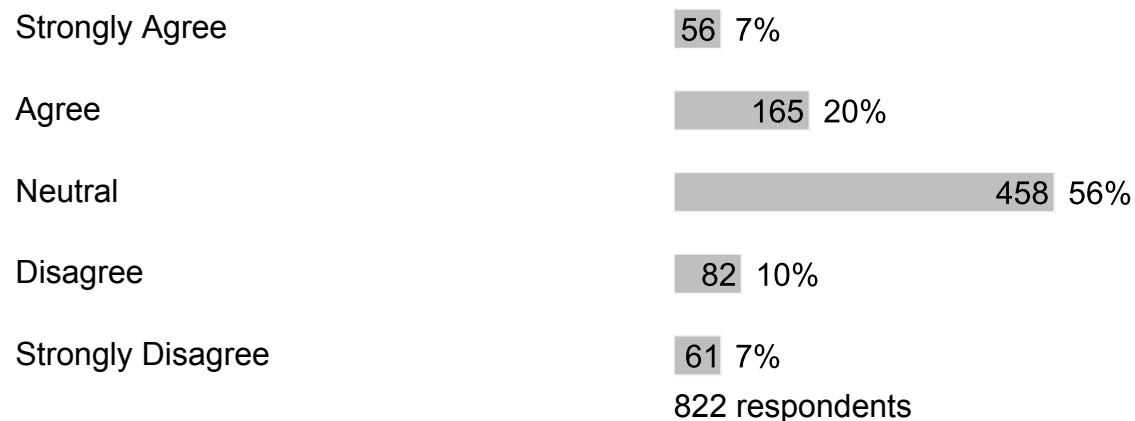




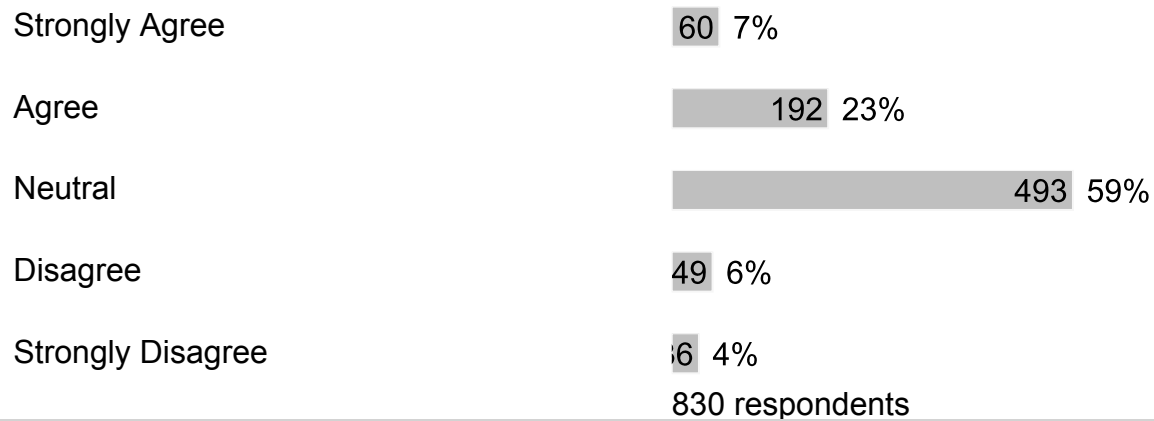
**21. My teachers keep my family informed of my academic progress.**



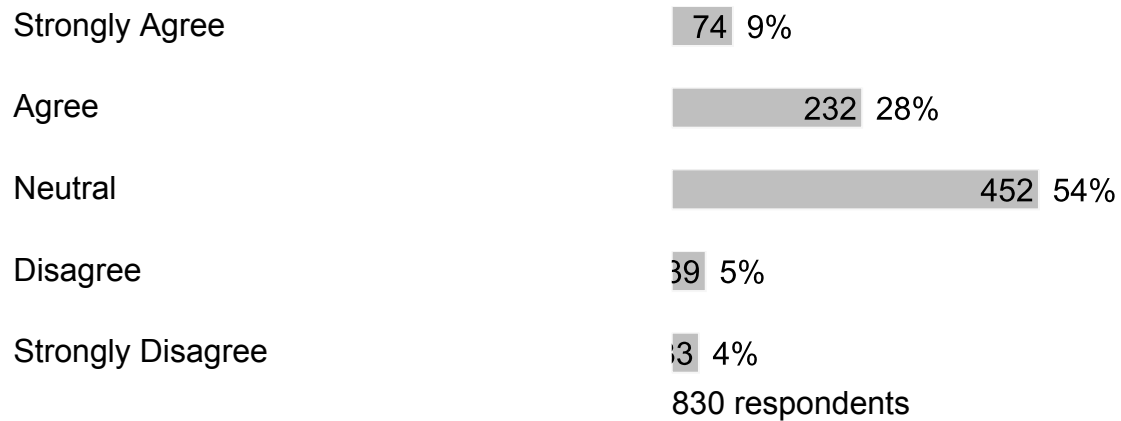
**22. My school considers students' opinions when changing rules/policies and planning ways to improve the school.**



**23. My school shares information about school success with my community.**



**24. Our school uses different ways to communicate what is happening to parents and students.**



## H. Additional Information

1. What else would you like to tell us about your school?

Free form text answers are available in the exported CSV report