

# **BCPS PARENT CUSTOMER SURVEY 2024 (English, Spanish, Portuguese and Haitian Creole)**

---

run on 09/16/2024



surveys



Custom Survey

1 survey(s) 134 response(s)

Report Filters

School:  
N/A

Race:  
N/A

Grade:  
N/A

Gender:  
N/A

Ethnicity:  
N/A

Tag:  
N/A

## BCPS PARENT CUSTOMER SURVEY 2024 (English, Spanish, Portuguese and Haitian Creole)

### Demographics

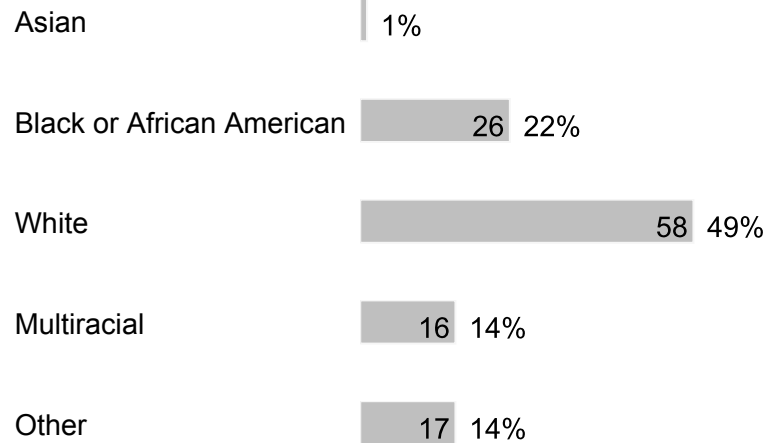
Number of Responses | Percentages of Total Responses

#### 1. Gender



130 respondents

#### 2. Race



118 respondents

3. Ethnicity

Hispanic 84 72%

Non-Hispanic or Latino 32 28%

116 respondents

4. Grade

Grade 6 63 48%

Grade 7 23 18%

Grade 8 41 32%

Grade 9 1 1%


Grade 10 1 1%

Grade 11 1 1%

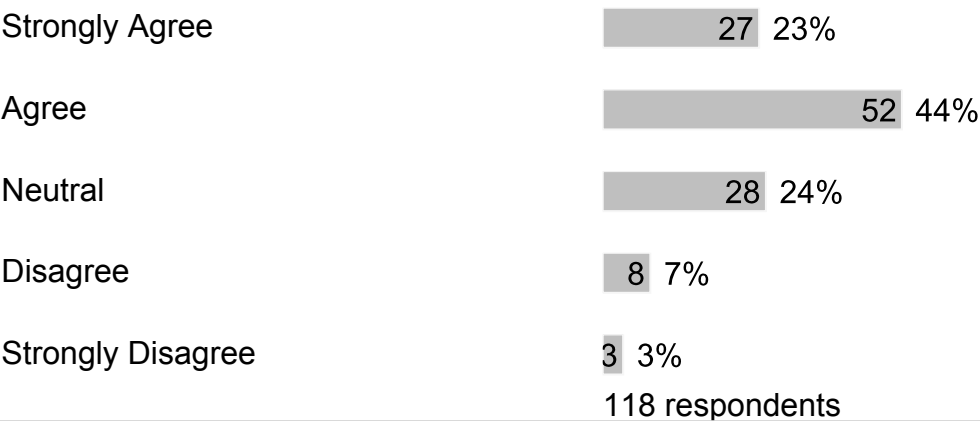
130 respondents

# B. Safety

## 1. My child feels safe at school.



## 2. My child’s school is clean and well-maintained.



## 3. I would recommend my child’s school to my friends and/or family.



Disagree 10 9%

Strongly Disagree 6 5%

113 respondents

**4. Bullying is when 1 or more students tease, threaten, spread rumors about, hit, shove or hurt another student over and over again. It is not bullying when 2 students of about the same strength or power argue, fight or tease each other in a friendly way. Have students bullied or cyberbullied your child at school this year?**

Strongly Agree 32 29%

Agree 23 21%

Neutral 21 19%

Disagree 17 15%

Strongly Disagree 19 17%

112 respondents

**5. After my child was bullied, I contacted school staff.**

Strongly Agree 25 23%

Agree 20 19%

Neutral 11 10%

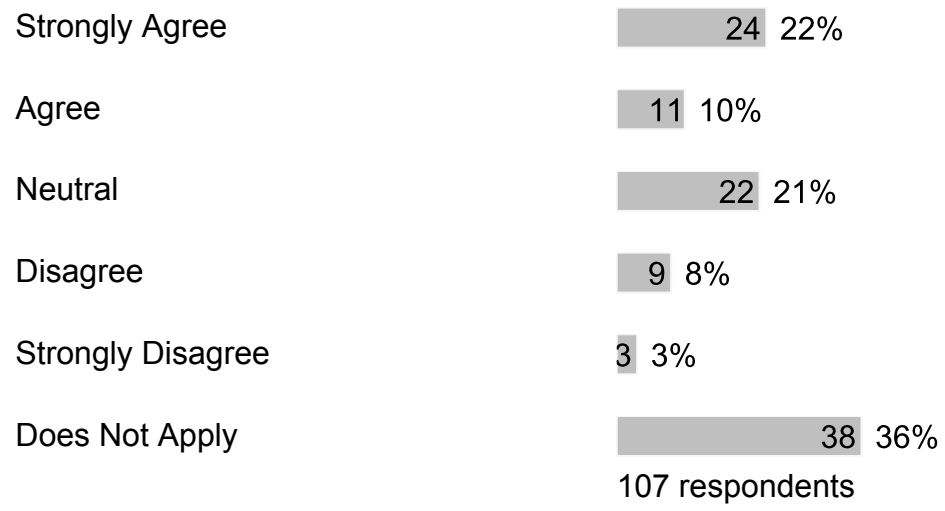
Disagree 6 6%

Strongly Disagree 4 4%

Does Not Apply 41 38%

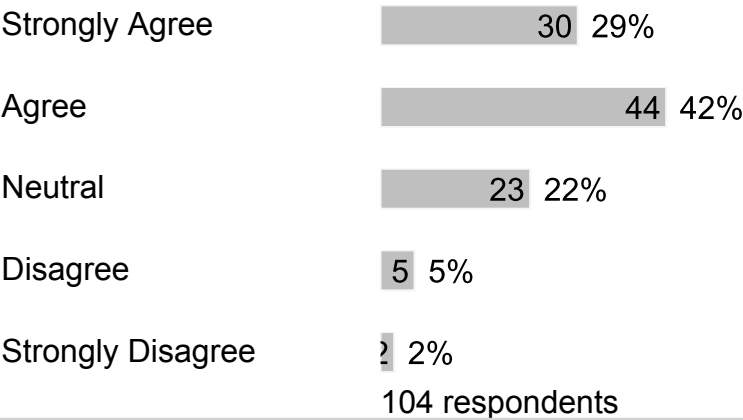
107 respondents

**6. After I contacted school staff, the bullying behavior against my child stopped.**

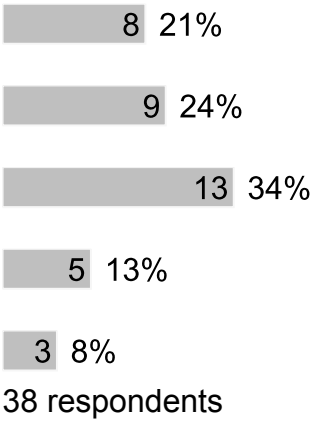


# C. Equity

## 1. Our school provides an equitable and inclusive environment for students.

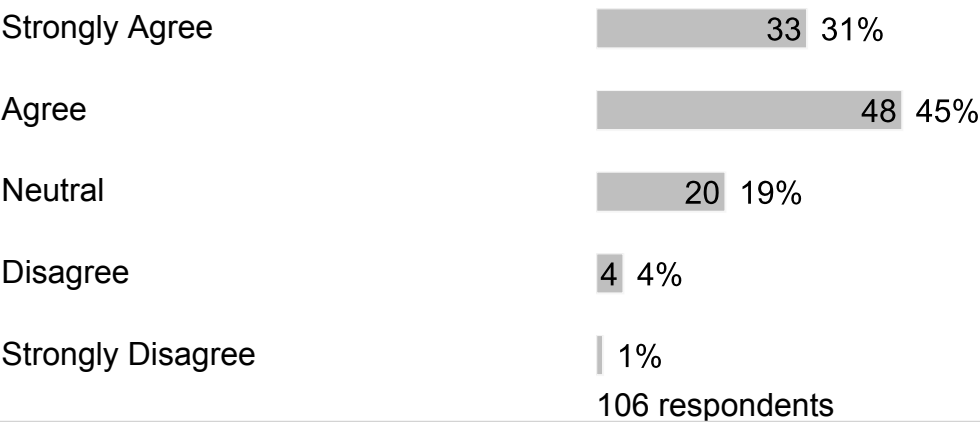


## 2. Intentionally Left Blank

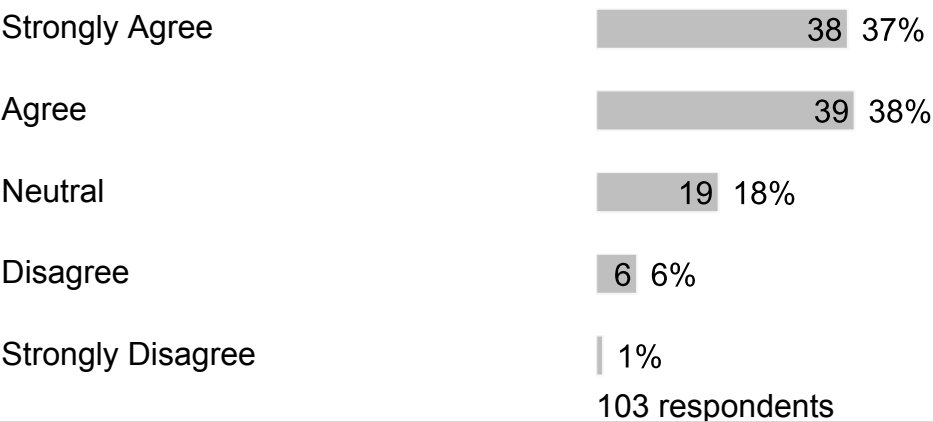


# D. School Support

1. Our school provides sufficient material resources (books, computers, learning materials, etc.) to meet student needs.



2. Our school provides qualified staff members to support student learning.



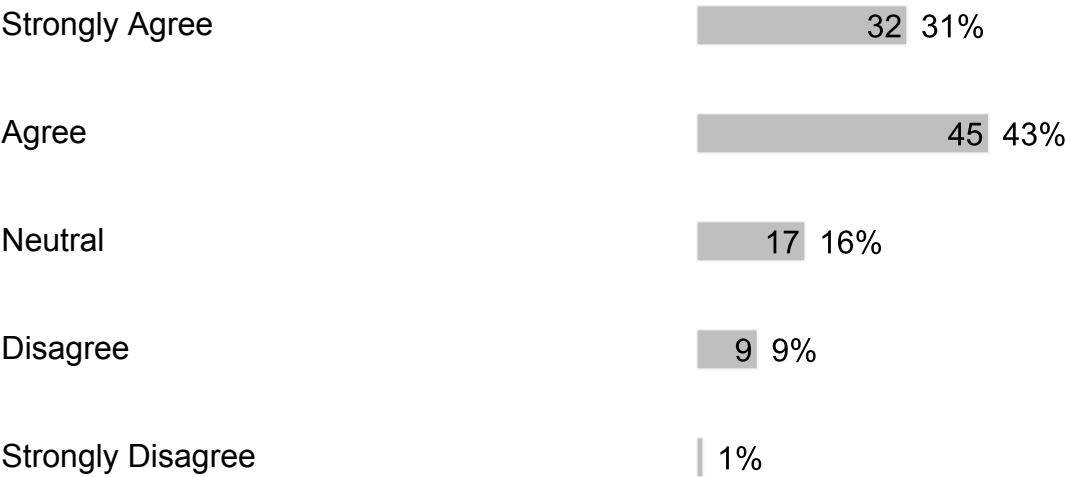
3. At school, my child has up-to-date computers and other technology to learn.





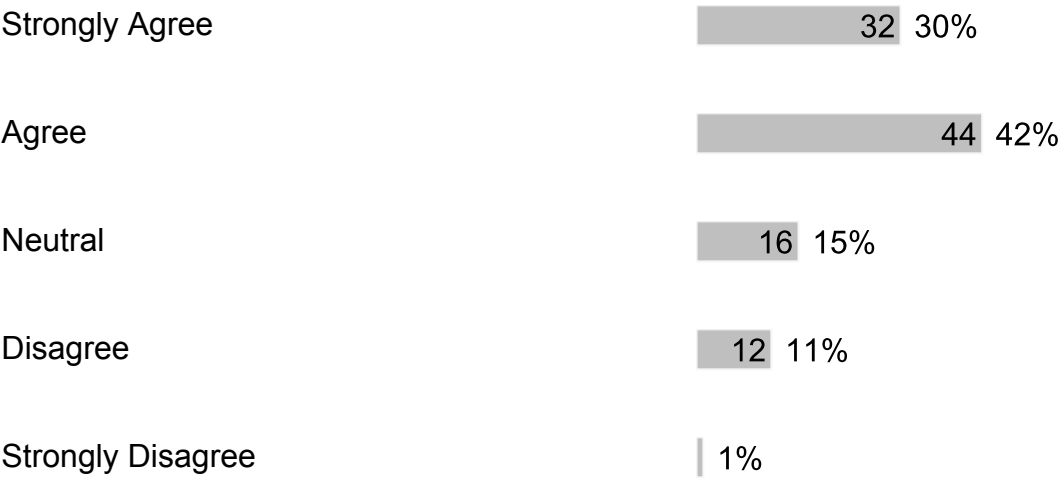
# E. Wellness Support

## 1. If my child has a problem, they know who they can go to for help.




104 respondents

## 2. My child likes going to school.




105 respondents

3. I would recommend my child’s school to my friends and/or family.



105 respondents

4. Our school treats students with value, respect and compassion.



106 respondents

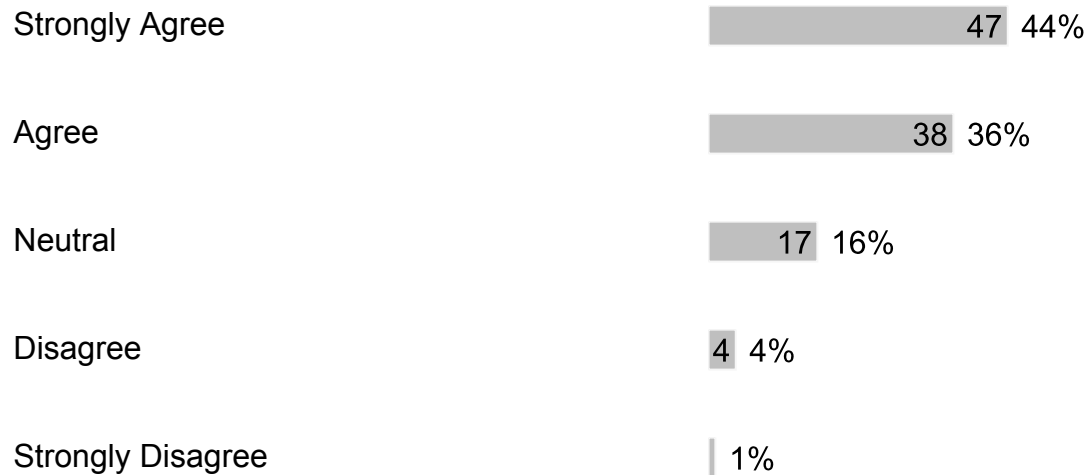
5. The office staff is helpful and made me feel valued as a parent/guardian.






107 respondents

**6. When visiting the school, I am greeted with courtesy and respect by the office staff.**



107 respondents

**7. Phone calls to the school are answered in a polite and respectful manner by the office staff.**



Disagree

6 6%

106 respondents

8. At our school, the following programs/services are available (check all that apply):

Counseling 56 58%

College and/or Career Planning 21 22%

Family Counseling 26 27%

Athletics 54 56%

Pro-Social Clubs (e.g., Choose Peace, SAVE Promise) 22 23%

Performing Arts 23 24%

Mentoring 22 23%

Academics/Social Clubs (e.g., SGA, Debate, NHS, First Priority, etc.) 25 26%

Peer Counseling/Peer Mediation 18 19%

ROTC 5 5%

Before and/or After School Child Care 29 30%

Tutoring (e.g., push-in, pull-out, etc.) 31 32%

Extended Learning Opportunities (ELO) 21 22%

Other 13 14%

96 respondents

**9. At our school, my child participates in the following programs/services (check all that apply):**

Counseling 10 13%

College and/or Career Planning 3 4%

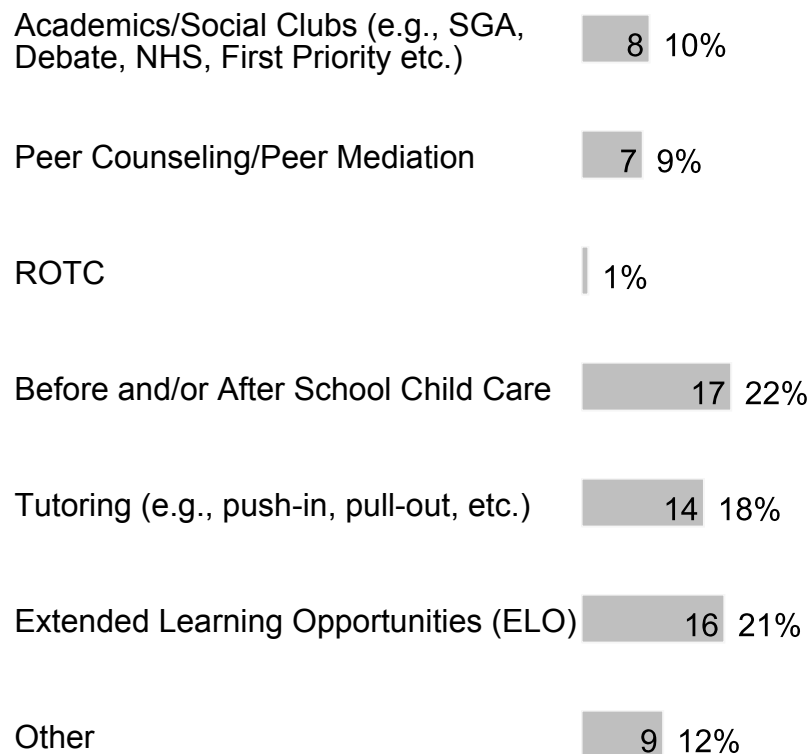
Family Counseling 7 9%

Athletics 21 27%

Pro-Social Clubs (e.g., Choose Peace, SAVE Promise) 6 8%

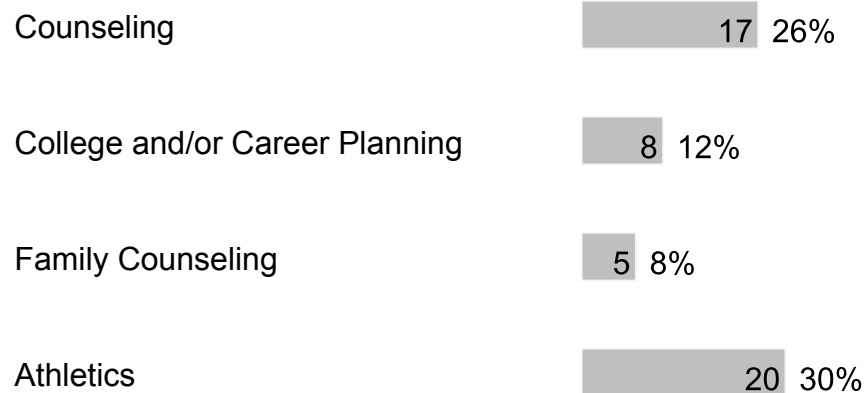
Performing Arts 12 16%

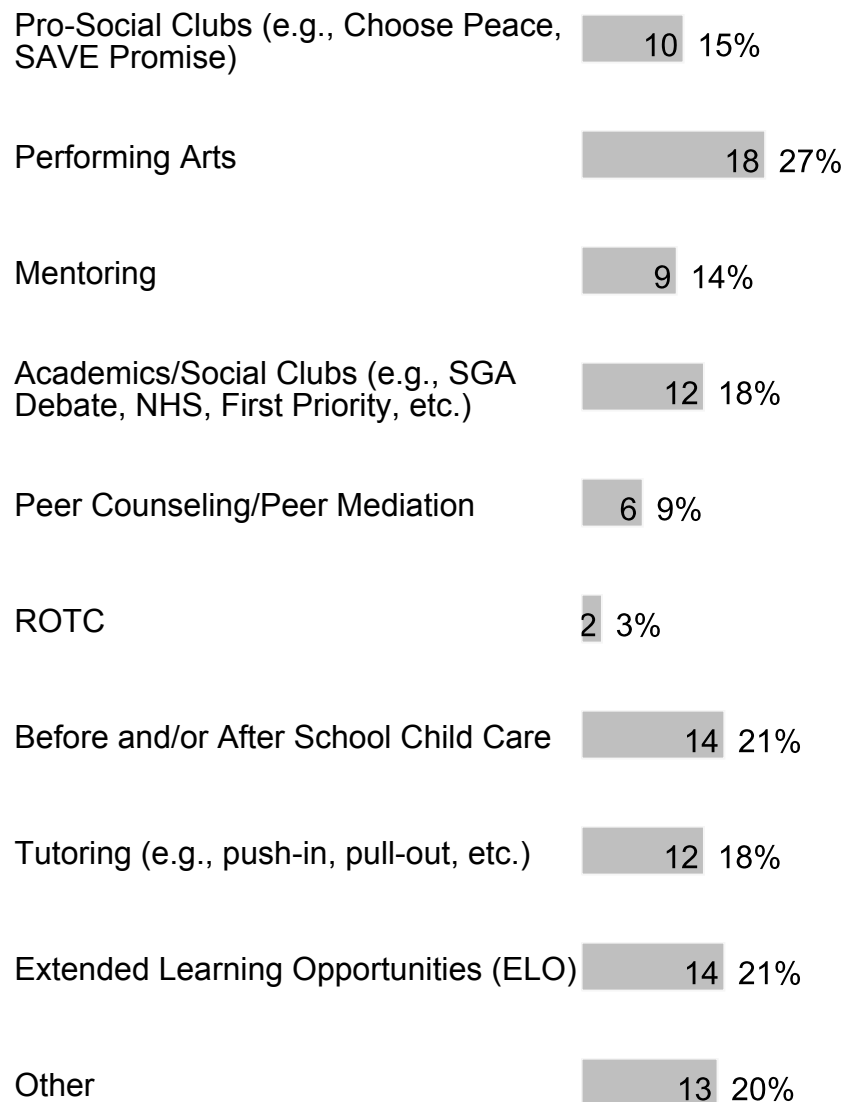
Mentoring 7 9%



77 respondents

**10.** At our school, these are the following programs/services that my child values most or would value if they were available (check all that apply):





66 respondents


#### 11. Our school has a family resource center and/or a staff member assigned to work with families.






# F. Accountability

## 1. The principal is a positive educational leader at the school.



## 2. The assistant principal(s) is a positive educational leader at the school.



## 3. Our school's administration provides strong instructional leadership.



Strongly Disagree 2 2%  
106 respondents

**4. Our school has established goals and a plan for improving student learning.**

Strongly Agree 31 30%  
Agree 47 45%  
Neutral 22 21%  
Disagree 3 3%  
Strongly Disagree 2 2%  
105 respondents

**5. Our school meets my expectations to prepare my child well for the next level of study.**

Strongly Agree 34 32%  
Agree 38 36%  
Neutral 26 25%  
Disagree 4 4%  
Strongly Disagree 3 3%  
105 respondents

**6. Our school shares responsibility for student learning with its staff, parents and community members.**

Strongly Agree 29 28%  
Agree 47 45%  
Neutral 23 22%

Disagree 4 4%

Strongly Disagree 2 2%

105 respondents

7. Our school has high expectations for students.

Strongly Agree 31 30%

Agree 42 41%

Neutral 23 22%

Disagree 5 5%

Strongly Disagree 2 2%

103 respondents

8. My child's teachers provide curriculum that meets the learning needs of my child.

Strongly Agree 28 27%

Agree 46 45%

Neutral 22 22%

Disagree 4 4%

Strongly Disagree 2 2%

102 respondents

9. My child's teachers give work that challenges my child.


Strongly Agree 28 27%

Agree 44 43%




102 respondents

**10. My child's teachers work as a team to help my child learn.**



102 respondents

**11. My child's teachers use a variety of teaching strategies.**



101 respondents


**12. My child's teachers adjust the instruction to meet my child's learning needs.**






102 respondents

**13. My child sees a relationship between what is being taught and everyday life.**




102 respondents

**14. Clear learning expectations are set for my child.**




102 respondents

**15. My child's understanding of what was taught is regularly assessed.**



102 respondents

**16. Our school works to keep instructional time free from distraction.**




102 respondents

**17. My child's teachers keep me informed regularly about my child's progress and how they are being graded.**




101 respondents

**18. My child's teachers report on my child's progress in easy to understand language.**



99 respondents

**19. Teachers schedule conferences to share student learning progress with families.**



102 respondents

**20. My child is prepared for success in the next school year.**



Strongly Disagree 2 2%  
101 respondents

**21. Families are encouraged to volunteer.**

Strongly Agree 26 25%  
Agree 42 41%  
Neutral 28 27%  
Disagree 3 3%  
Strongly Disagree 3 3%  
102 respondents

**22. Families are given the opportunity to participate on school committees.**

Strongly Agree 23 23%  
Agree 34 35%  
Neutral 34 35%  
Disagree 3 3%  
Strongly Disagree 4 4%  
98 respondents

**23. I am well-informed of the school's goals and activities.**

Strongly Agree 24 24%  
Agree 45 45%  
Neutral 23 23%

Disagree 4 4%

Strongly Disagree 4 4%

100 respondents

**24. Our school reports the achievement of school goals.**

Strongly Agree 25 25%

Agree 41 41%

Neutral 29 29%

Disagree 3 3%

Strongly Disagree 2 2%

100 respondents

**25. Our school provides opportunities for parents to be involved through the School Advisory Council (SAC) and/or the School Advisory Forum (SAF).**

Strongly Agree 30 29%

Agree 39 38%

Neutral 27 26%


Disagree 4 4%

Strongly Disagree 3 3%

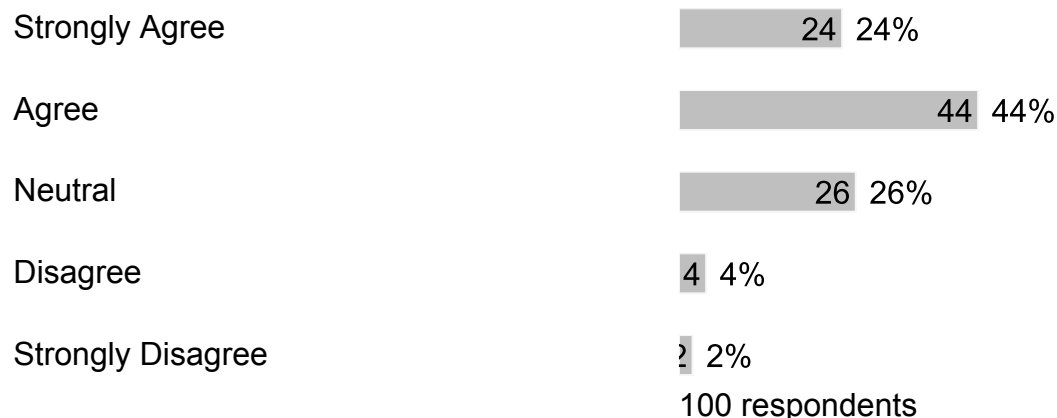
103 respondents

**26. The School Improvement Plan (SIP) is regularly reviewed and revised through the School Advisory Council (SAC).**


Strongly Agree 23 22%



**27. Our school communicates information in ways that are easy for families to understand.**



**28. Teachers regularly post information online or send home a newsletter.**




**29. Our school asks families for their ideas on the best way to communicate school-related information.**



103 respondents

**30. Our school asks for family input when changing rules or policies.**



110 respondents

## G. Additional Information

### 1. What else would you like to tell us?

Free form text answers are available in the exported CSV report