

BCPS PARENT CUSTOMER SURVEY 2024 (English, Spanish, Portuguese and Haitian Creole)

run on 08/23/2024



surveys



BCPS PARENT CUSTOMER SURVEY 2024 (English, Spanish, Portuguese a...¹

run on 08/23/2024

Custom Survey

1 survey(s) 250 response(s)

Report Filters

School: N/A	Race: N/A	Grade: N/A
Gender: N/A	Ethnicity: N/A	Tag: N/A



BCPS PARENT CUSTOMER SURVEY 2024 (English, Spanish, Portuguese)

run on 08/23/2024

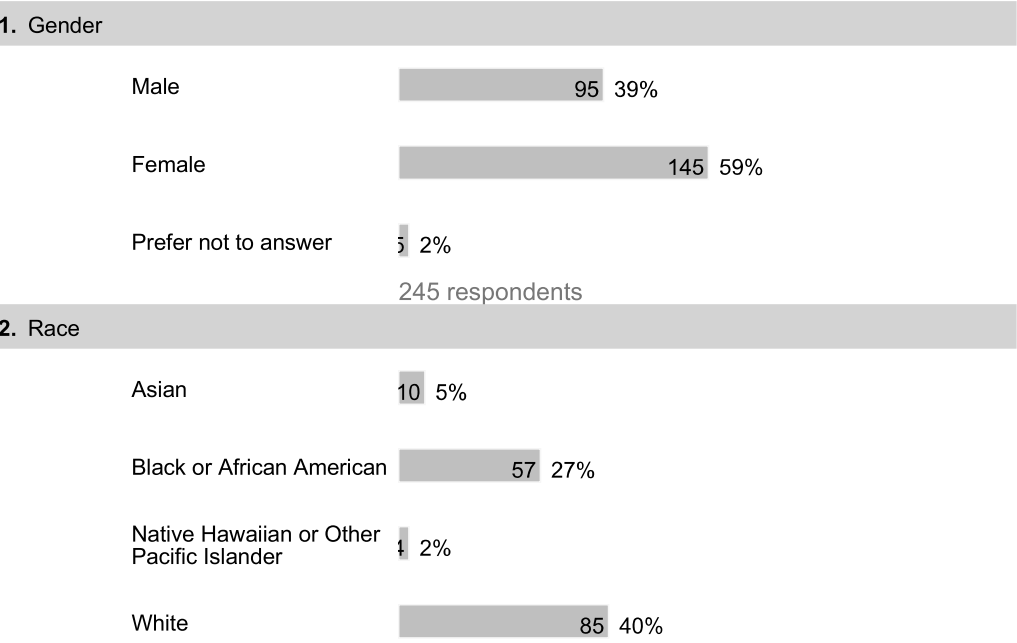
Custom Survey

1 survey(s) 250 response(s)

BCPS PARENT CUSTOMER SURVEY 2024 (English, Spanish, Portuguese and Haitian Creole)

Demographics

Number of Responses | Percentages of Total Responses



Multiracial 41 20%

Other 13 6%

210 respondents

3. Ethnicity

Hispanic 77 53%

Non-Hispanic or Latino 59 41%

Prefer not to answer 9 6%

145 respondents

4. Grade

Grade 6 109 44%

Grade 7 88 35%

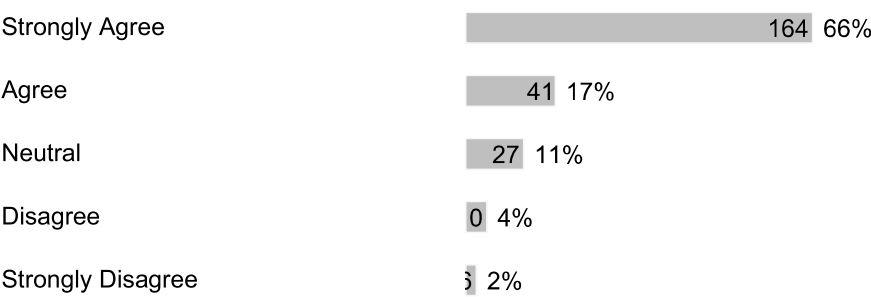
Grade 8 51 20%

Grade 9 0%

249 respondents

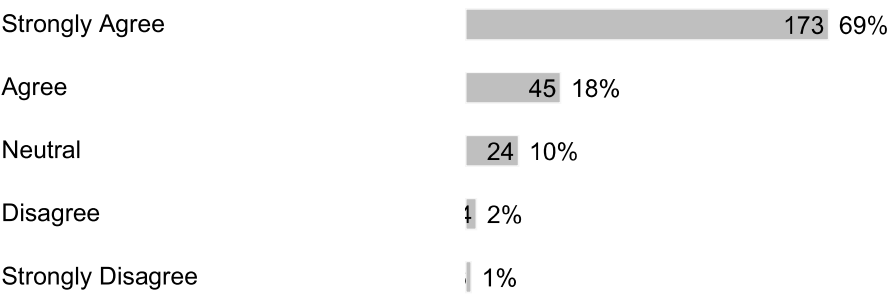
B. Safety

1. My child feels safe at school.



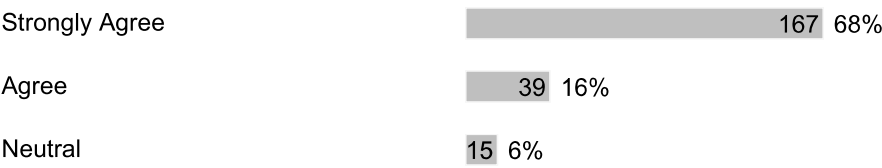
248 respondents

2. My child's school is clean and well-maintained.



249 respondents

3. I would recommend my child's school to my friends and/or family.



Disagree 13 5%

Strongly Disagree 12 5%

246 respondents

4. Bullying is when 1 or more students tease, threaten, spread rumors about, hit, shove or hurt another student over and over again. It is not bullying when 2 students of about the same strength or power argue, fight or tease each other in a friendly way. Have students bullied or cyberbullied your child at school this year?

Strongly Agree 0 4%

Agree 29 12%

Neutral 20 8%

Disagree 26 11%

Strongly Disagree 162 66%

247 respondents

5. After my child was bullied, I contacted school staff.

Strongly Agree 17 7%

Agree 20 8%

Neutral 18 7%

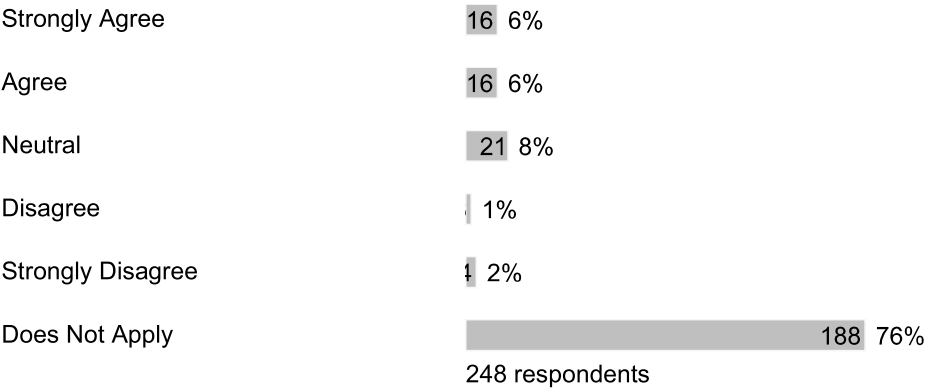
Disagree 5 2%

Strongly Disagree 1 1%

Does Not Apply 185 75%

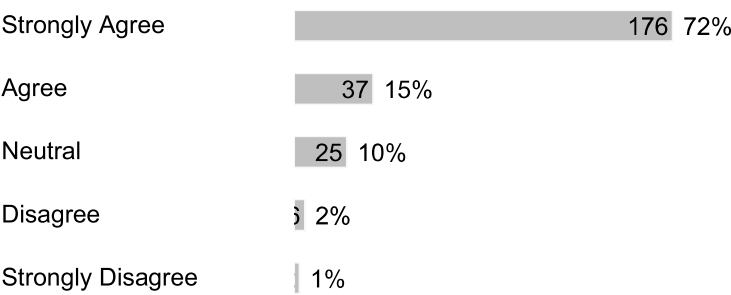
248 respondents

6. After I contacted school staff, the bullying behavior against my child stopped.



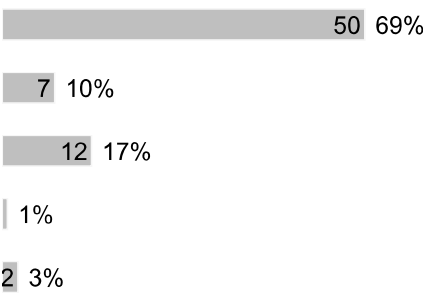
C. Equity

1. Our school provides an equitable and inclusive environment for students.



246 respondents

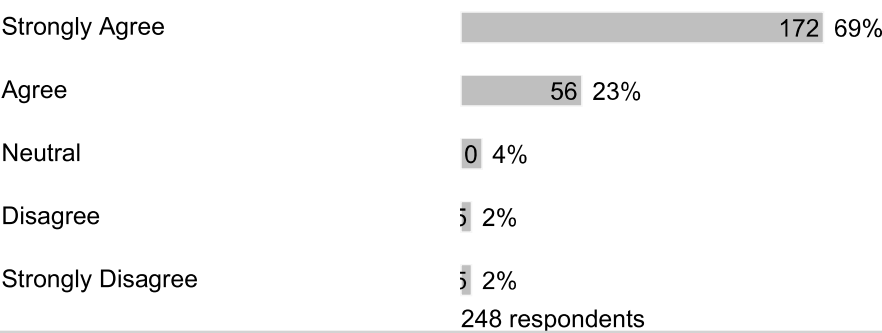
2. Intentionally Left Blank



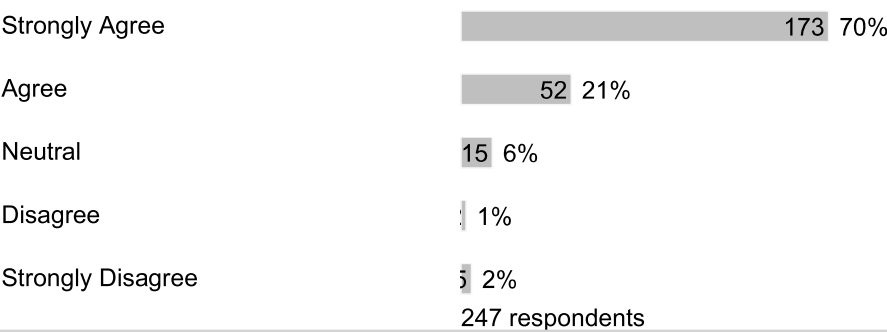
72 respondents

D. School Support

1. Our school provides sufficient material resources (books, computers, learning materials, etc.) to meet student needs.



2. Our school provides qualified staff members to support student learning.



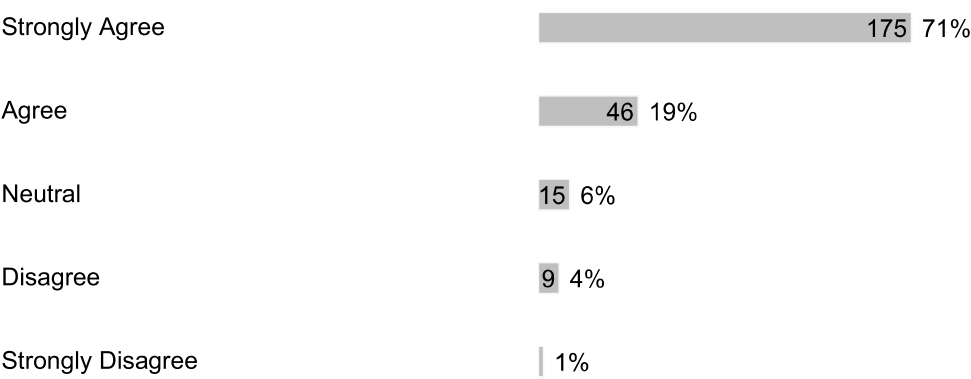
3. At school, my child has up-to-date computers and other technology to learn.





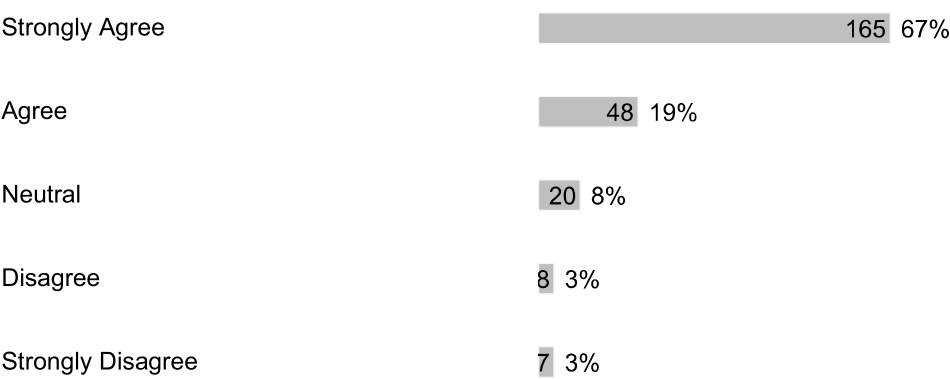
E. Wellness Support

1. If my child has a problem, they know who they can go to for help.



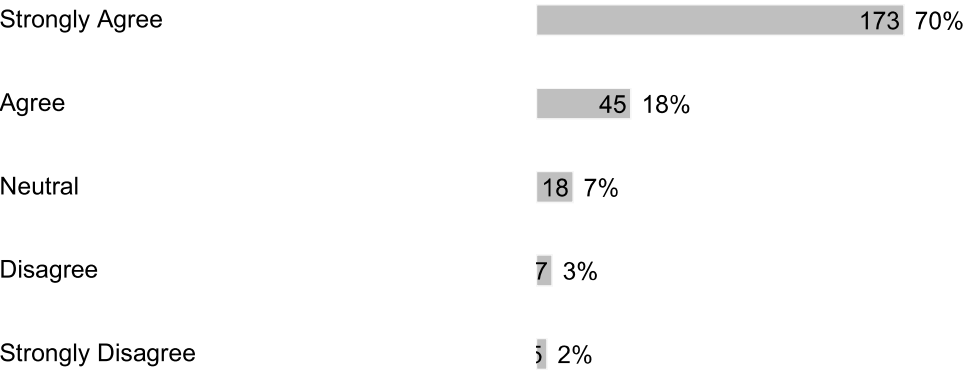
248 respondents

2. My child likes going to school.



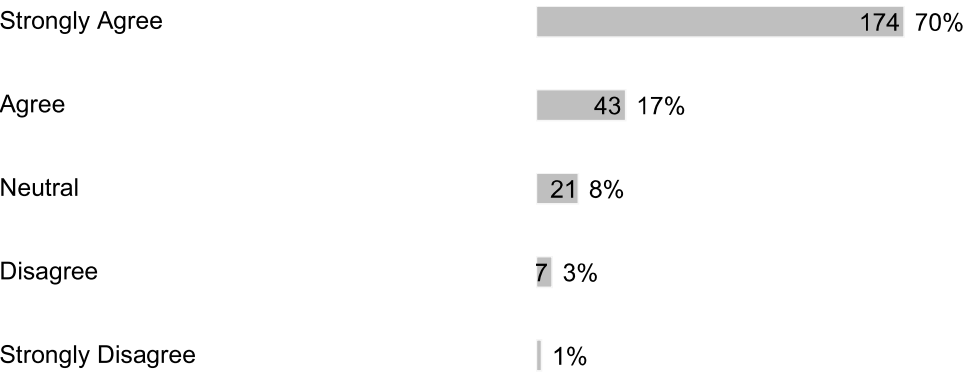
248 respondents

3. I would recommend my child’s school to my friends and/or family.



248 respondents


4. Our school treats students with value, respect and compassion.



248 respondents

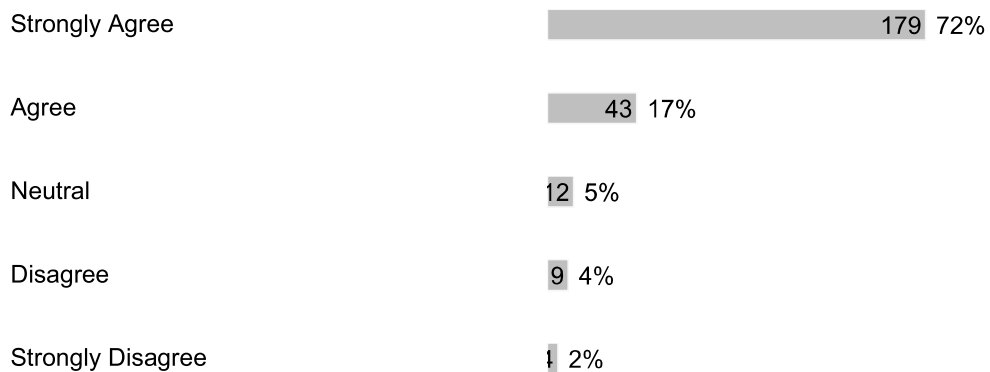
5. The office staff is helpful and made me feel valued as a parent/guardian.





245 respondents

6. When visiting the school, I am greeted with courtesy and respect by the office staff.



247 respondents

7. Phone calls to the school are answered in a polite and respectful manner by the office staff.



Neutral 14 6%

Disagree 5 2%

Strongly Disagree 1 2%

246 respondents

8. At our school, the following programs/services are available (check all that apply):

Counseling 87 44%

College and/or Career Planning 27 14%

Family Counseling 39 20%

Athletics 131 67%

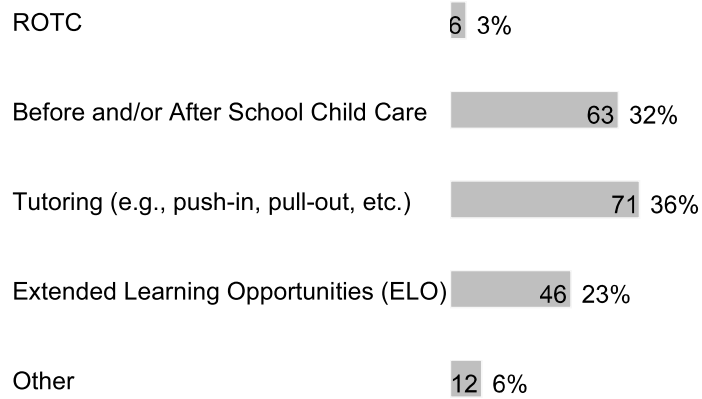
Pro-Social Clubs (e.g., Choose Peace, SAVE Promise) 61 31%

Performing Arts 76 39%

Mentoring 64 33%

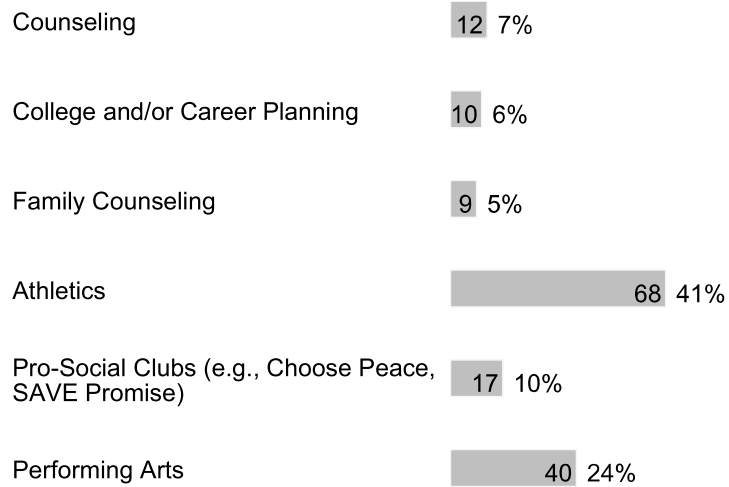
Academics/Social Clubs (e.g., SGA, Debate, NHS, First Priority, etc.) 73 37%

Peer Counseling/Peer Mediation 23 12%



196 respondents

9. At our school, my child participates in the following programs/services (check all that apply):

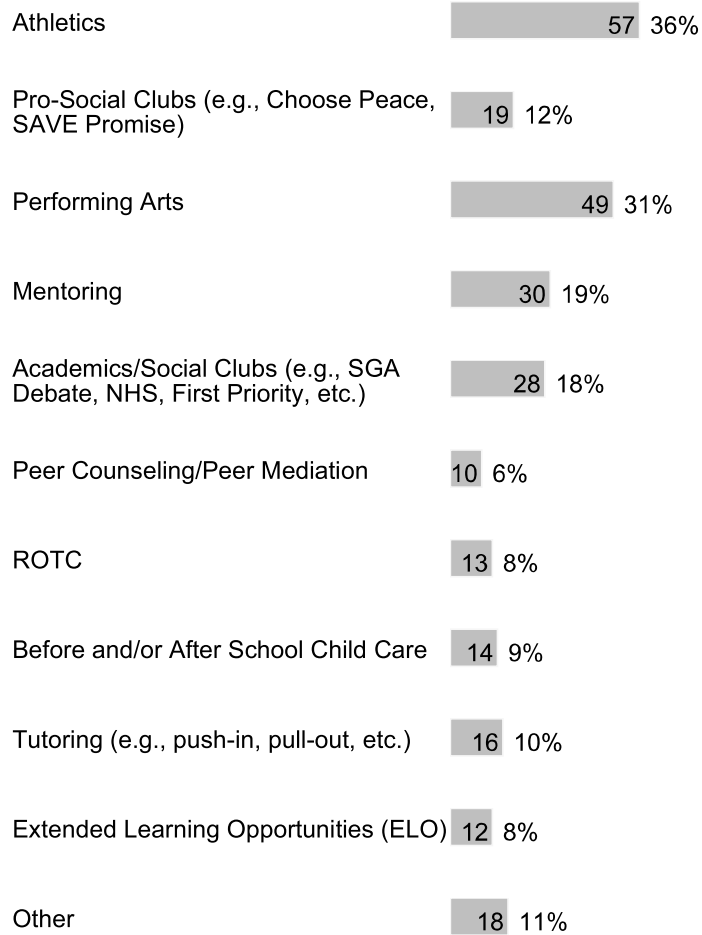


Mentoring	31	19%
Academics/Social Clubs (e.g., SGA, Debate, NHS, First Priority etc.)	29	17%
Peer Counseling/Peer Mediation	6	4%
ROTC	1	1%
Before and/or After School Child Care	20	12%
Tutoring (e.g., push-in, pull-out, etc.)	20	12%
Extended Learning Opportunities (ELO)	13	8%
Other	15	9%

167 respondents

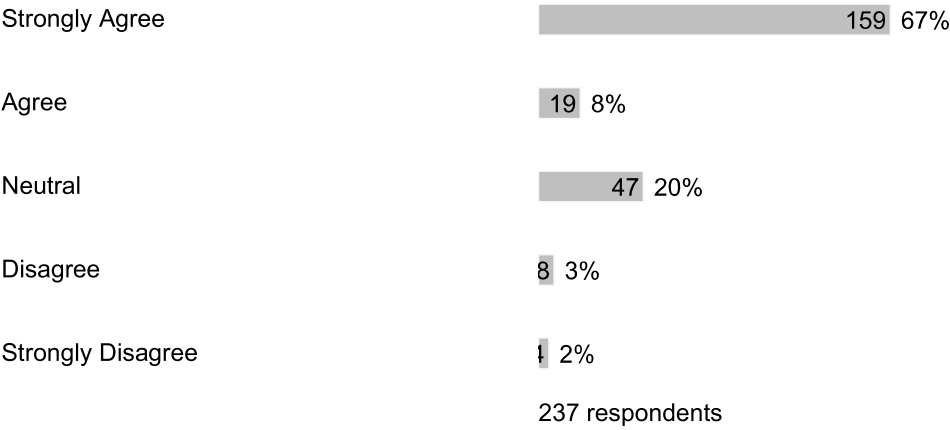
10. At our school, these are the following programs/services that my child values most or would value if they were available (check all that apply):

Counseling	9	6%
College and/or Career Planning	17	11%
Family Counseling	11	7%



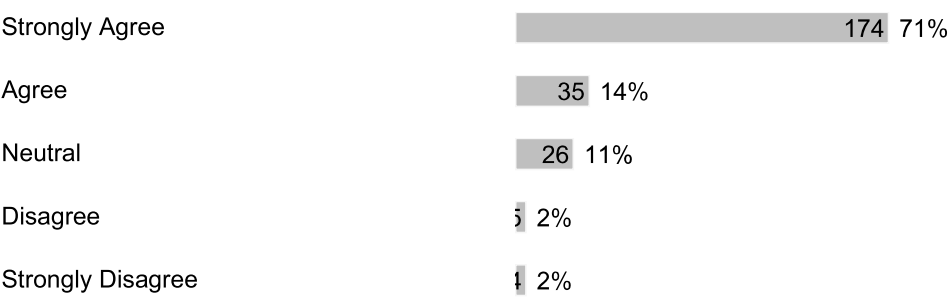
157 respondents

11. Our school has a family resource center and/or a staff member assigned to work with families.



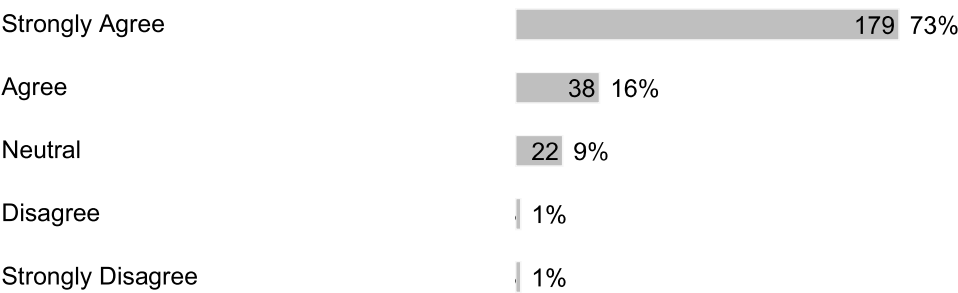
F. Accountability

1. The principal is a positive educational leader at the school.




244 respondents

2. The assistant principal(s) is a positive educational leader at the school.



245 respondents

3. Our school's administration provides strong instructional leadership.



Disagree 8 3%

Strongly Disagree 1 2%

244 respondents

4. Our school has established goals and a plan for improving student learning.

Strongly Agree 171 70%

Agree 39 16%

Neutral 28 11%

Disagree 1 1%

Strongly Disagree 5 2%

246 respondents

5. Our school meets my expectations to prepare my child well for the next level of study.

Strongly Agree 172 70%

Agree 40 16%

Neutral 20 8%

Disagree 8 3%

Strongly Disagree 1 2%

244 respondents

6. Our school shares responsibility for student learning with its staff, parents and community members.

Strongly Agree 174 71%

Agree 36 15%

Neutral	23	9%
Disagree	7	3%
Strongly Disagree	1	2%

244 respondents

7. Our school has high expectations for students.

Strongly Agree	173	71%
Agree	36	15%
Neutral	25	10%
Disagree	7	3%
Strongly Disagree	1	2%

245 respondents

8. My child's teachers provide curriculum that meets the learning needs of my child.

Strongly Agree	172	70%
Agree	41	17%
Neutral	27	11%
Disagree	1	1%
Strongly Disagree	1	1%

245 respondents

9. My child's teachers give work that challenges my child.

Strongly Agree	172	70%
----------------	-----	-----

Agree 45 18%

Neutral 23 9%

Disagree 1 1%

Strongly Disagree 1 1%

245 respondents

10. My child's teachers work as a team to help my child learn.

Strongly Agree 169 69%

Agree 39 16%

Neutral 24 10%

Disagree 9 4%

Strongly Disagree 1 1%

244 respondents

11. My child's teachers use a variety of teaching strategies.

Strongly Agree 172 70%

Agree 41 17%

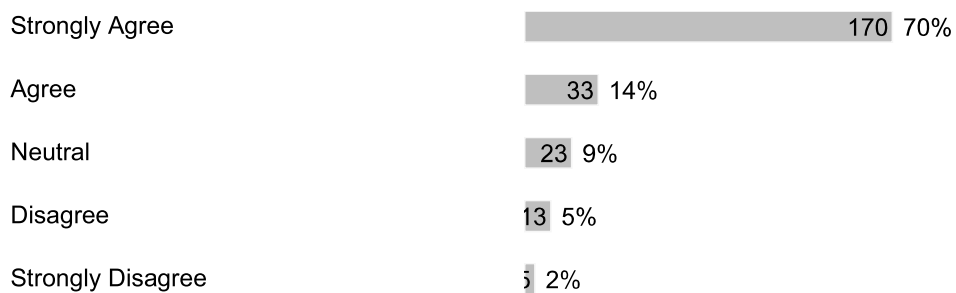
Neutral 28 11%

Disagree 1 2%

Strongly Disagree 0%

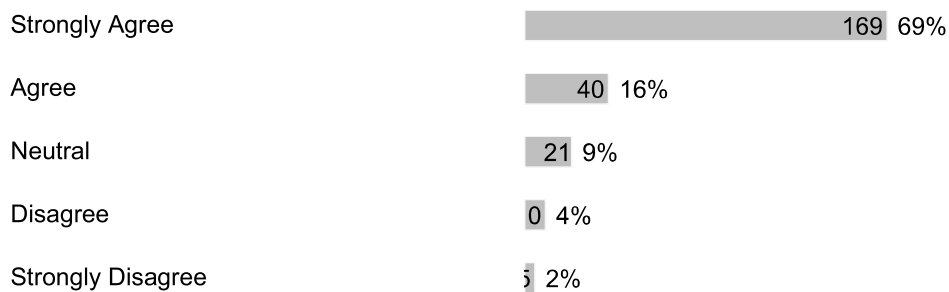
246 respondents

12. My child's teachers adjust the instruction to meet my child's learning needs.



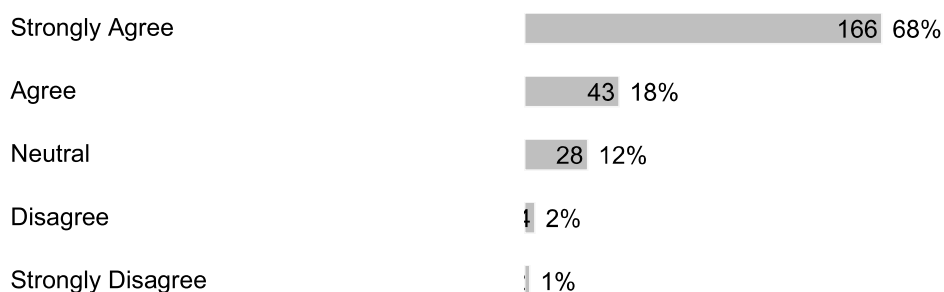
244 respondents

13. My child sees a relationship between what is being taught and everyday life.



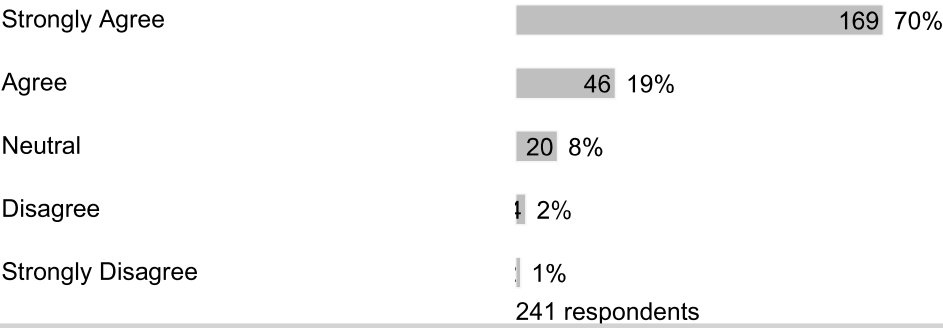
245 respondents

14. Clear learning expectations are set for my child.

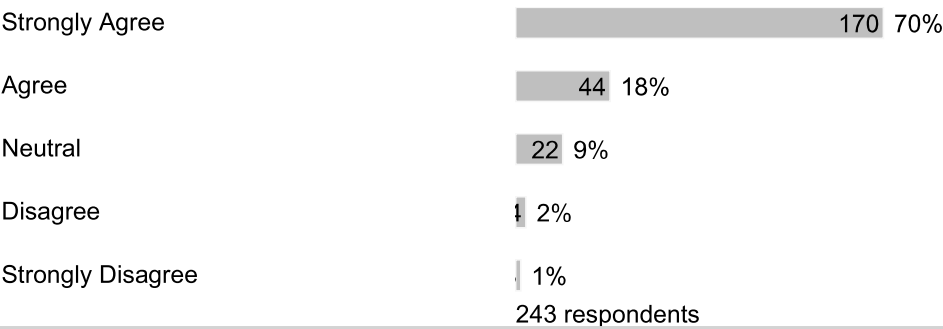


243 respondents

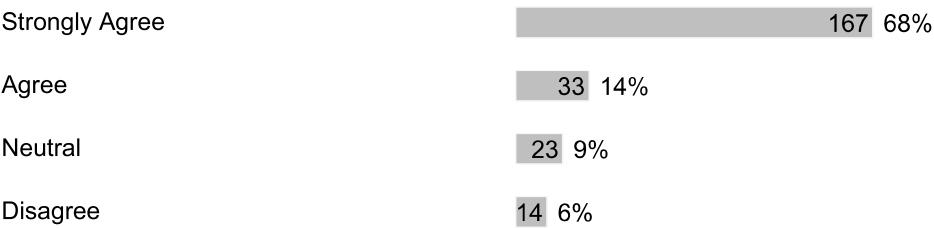
15. My child’s understanding of what was taught is regularly assessed.



16. Our school works to keep instructional time free from distraction.



17. My child's teachers keep me informed regularly about my child's progress and how they are being graded.



Strongly Disagree 7 3%
244 respondents

18. My child's teachers report on my child's progress in easy to understand language.

Strongly Agree 167 69%
Agree 43 18%
Neutral 27 11%
Disagree 0%
Strongly Disagree 1 2%
242 respondents

19. Teachers schedule conferences to share student learning progress with families.

Strongly Agree 161 67%
Agree 30 12%
Neutral 22 9%
Disagree 14 6%
Strongly Disagree 15 6%
242 respondents

20. My child is prepared for success in the next school year.

Strongly Agree 167 69%
Agree 44 18%
Neutral 23 9%

Disagree	3	2%
Strongly Disagree	1	1%
243 respondents		

21. Families are encouraged to volunteer.

Strongly Agree	168	69%
Agree	36	15%
Neutral	22	9%
Disagree	9	4%
Strongly Disagree	9	4%
244 respondents		

22. Families are given the opportunity to participate on school committees.

Strongly Agree	166	69%
Agree	38	16%
Neutral	27	11%
Disagree	3	2%
Strongly Disagree	3	2%
242 respondents		

23. I am well-informed of the school's goals and activities.

Strongly Agree	163	67%
Agree	40	17%

Neutral	22	9%
Disagree	9	4%
Strongly Disagree	8	3%
242 respondents		

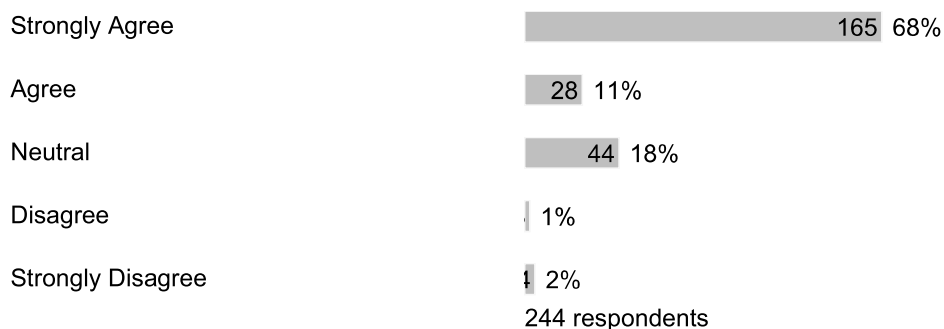
24. Our school reports the achievement of school goals.

Strongly Agree	168	69%
Agree	39	16%
Neutral	21	9%
Disagree	0	4%
Strongly Disagree	3	2%
244 respondents		

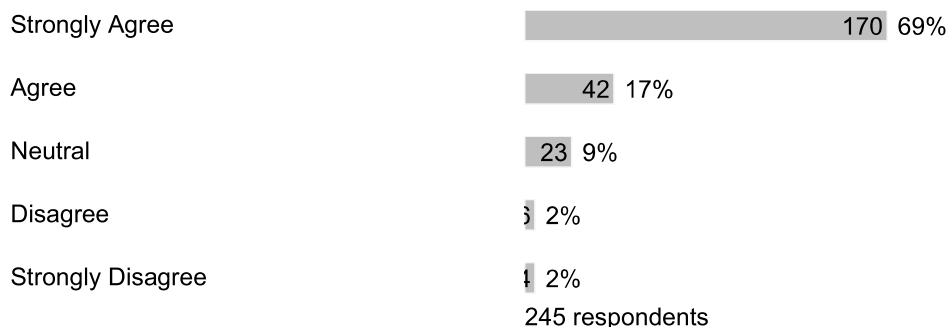
25. Our school provides opportunities for parents to be involved through the School Advisory Council (SAC) and/or the School Advisory Forum (SAF).

Strongly Agree	168	69%
Agree	45	18%
Neutral	26	11%
Disagree	1	2%
Strongly Disagree	1	1%
245 respondents		

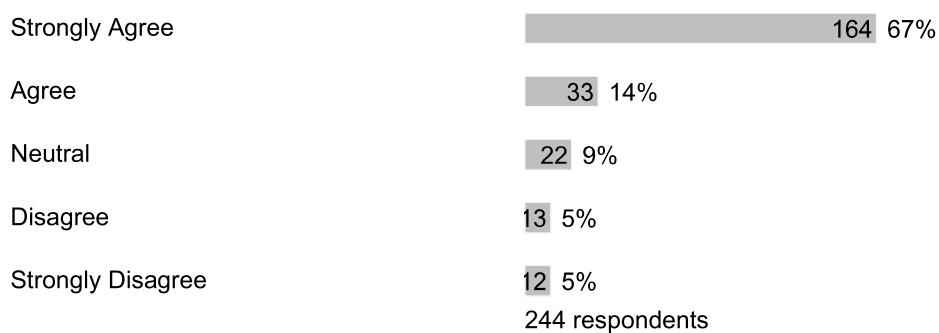
26. The School Improvement Plan (SIP) is regularly reviewed and revised through the School Advisory Council (SAC).



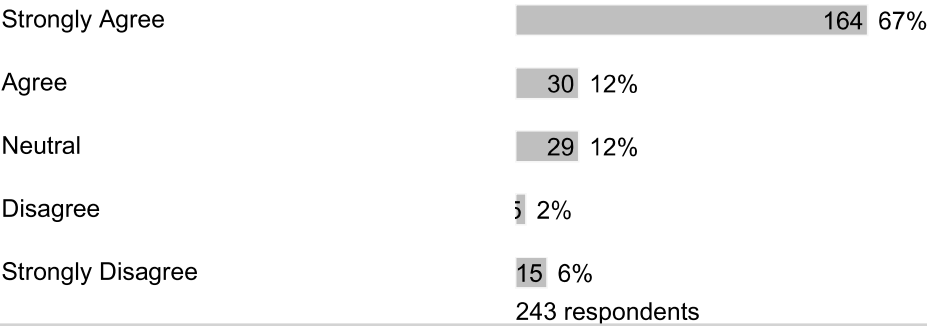
27. Our school communicates information in ways that are easy for families to understand.



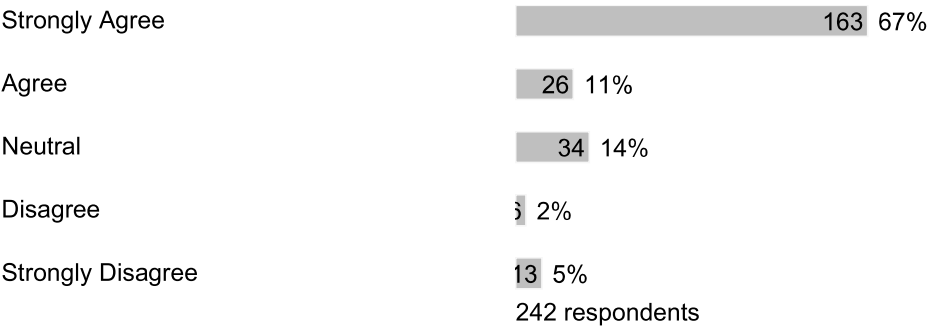
28. Teachers regularly post information online or send home a newsletter.



29. Our school asks families for their ideas on the best way to communicate school-related information.



30. Our school asks for family input when changing rules or policies.



G. Additional Information

1. What else would you like to tell us?

Free form text answers are available in the exported CSV report