

# BCPS SCHOOL STAFF CUSTOMER SURVEY 2024

---

run on 09/23/2024



surveys

Custom Survey

1 survey(s) 57 response(s)

**Report Filters****School:**  
N/A**Ethnicity:**  
N/A**Experience:**  
N/A**Gender:**  
N/A**Role:**  
N/A**Tag:**  
N/A

## BCPS SCHOOL STAFF CUSTOMER SURVEY 2024

### Demographics

Number of Responses | Percentages of Total Responses

#### 1. Gender

Male	1	2%
Female	52	91%
Prefer not to answer	4	7%

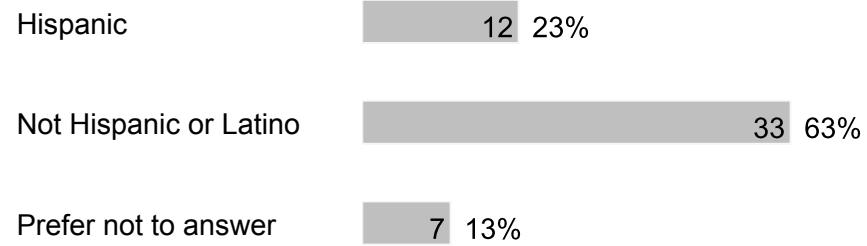
57 respondents

#### 2. Ethnicity

Black or African American	3	6%
White	44	81%
Multiracial	3	6%
Other	4	7%

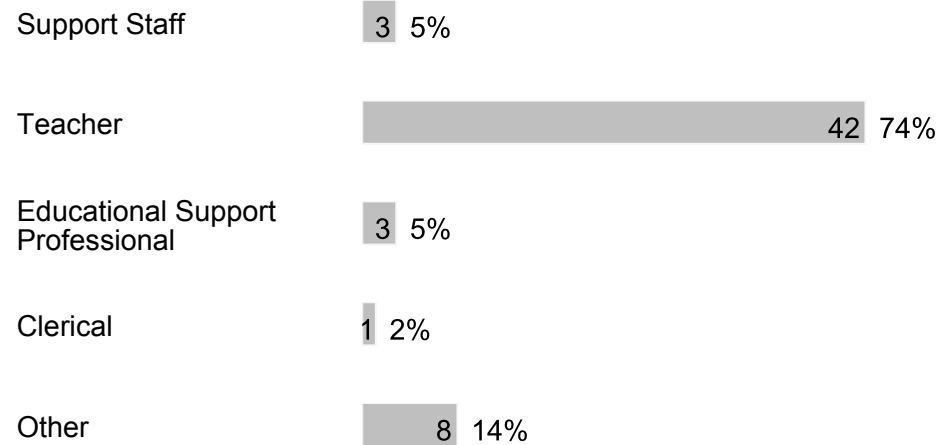
54 respondents

#### 3. Ethnicity



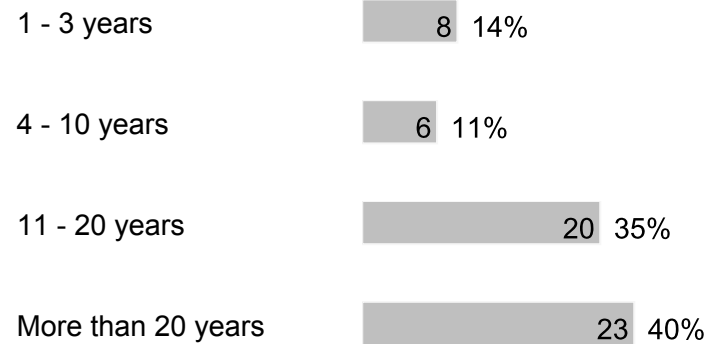
52 respondents

#### 4. Role



57 respondents

#### 5. Experience



57 respondents


## C. Safety

### 1. I feel safe at my school.



57 respondents

### 2. I would recommend my school to my friends and/or family.



Strongly Disagree 1 2%

57 respondents


3. The next 4 questions ask about bullying. Bullying is when 1 or more students tease, threaten, spread rumors about, hit, shove, or hurt another student over and over again. It is not bullying when 2 students of about the same strength or power argue, fight or tease each other in a friendly way. Have students bullied or cyberbullied one another at school this year?





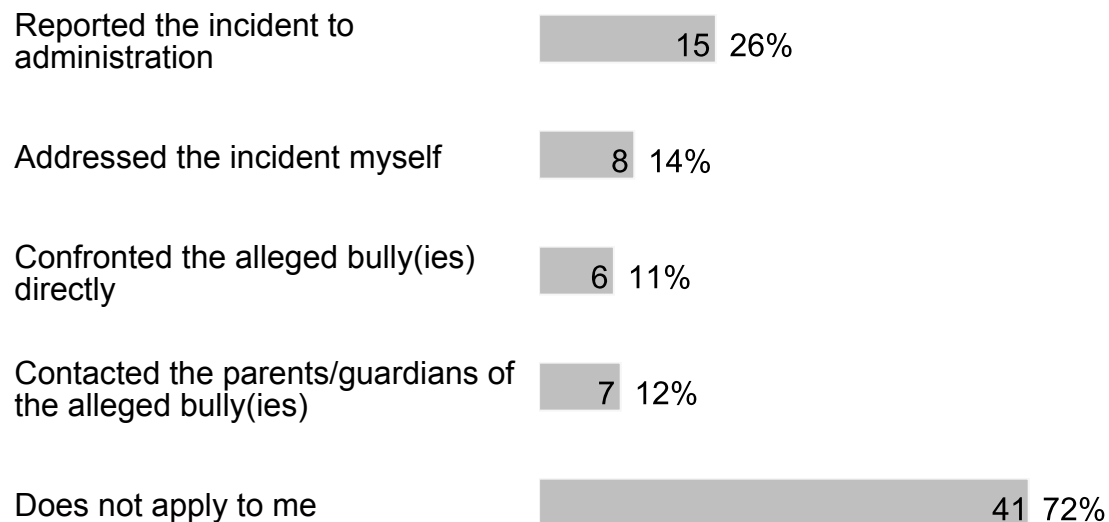
57 respondents

**4. Has a student reported an incident of bullying or cyberbullying to you this year?**



57 respondents

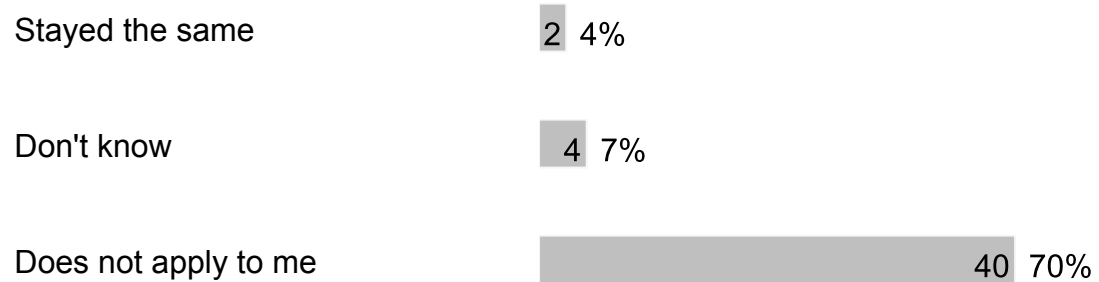
**5. After an incident of bullying or cyberbullying was reported to me, I did the following (check all that apply):**



57 respondents

**6. After addressing the bullying or cyberbullying reported to me, the bullying:**





57 respondents

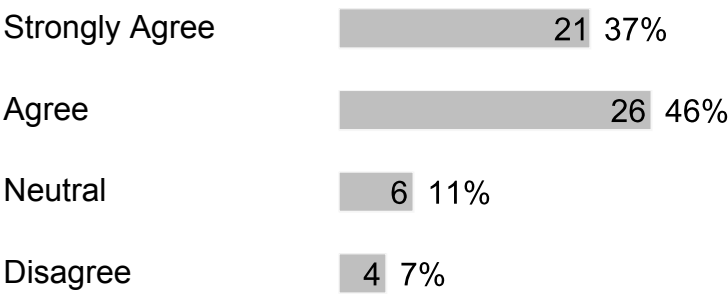
**7. In my school, rules are applied equally to students.**



57 respondents

# D. Equity

1. My school provides an equitable and inclusive environment for staff.

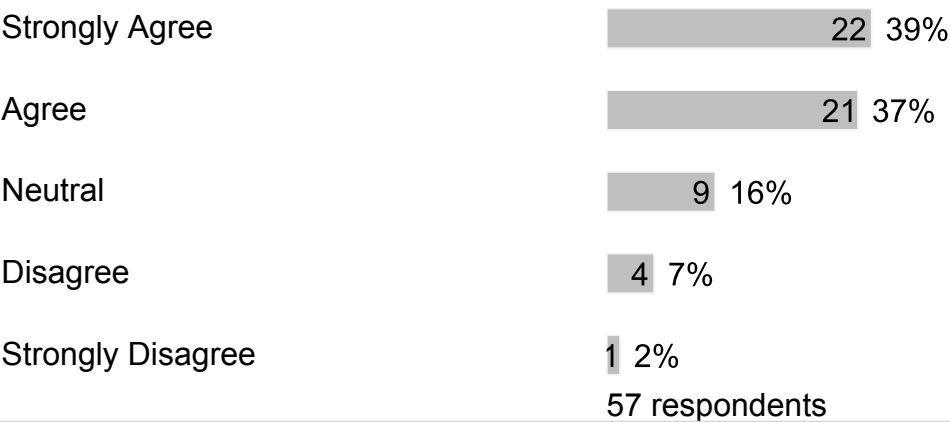


57 respondents

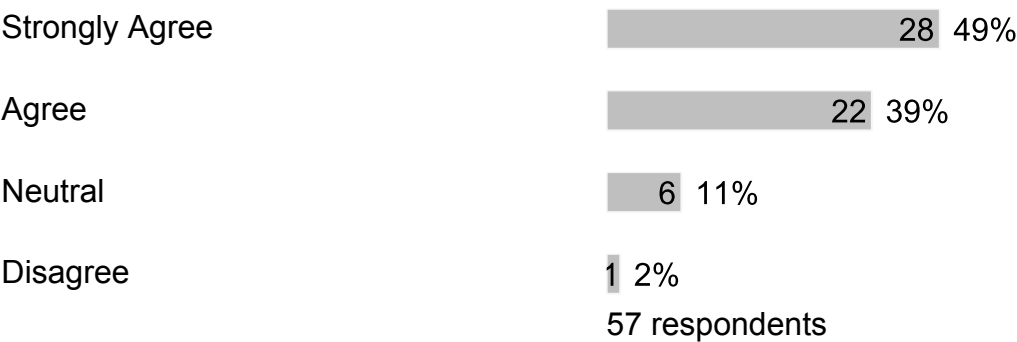


# E. School Support

1. Our school provides teachers with sufficient instructional material and informational resources to meet students' needs.



2. Teachers in our school use a variety of technology as instructional resources.



## F. Wellness Support

1. If students have a problem, they know who they can go to for help.

Strongly Agree 33 58%

Agree 23 40%

Neutral 1 2%

57 respondents

2. If students have a problem, they can come to me for help.

Strongly Agree 48 84%

Agree 9 16%

57 respondents

3. If I have a professional or personal problem, I know someone at work who I can talk to for help.

Strongly Agree 34 60%

Agree 18 32%

Neutral 2 4%

Disagree 2 4%

Strongly Disagree 1 2%

57 respondents

**4. In my school, adults treat students with respect.**

Strongly Agree 27 47%

Agree 23 40%

Neutral 7 12%

57 respondents

**5. In my school, students treat adults with respect.**

Strongly Agree 6 11%

Agree 35 61%

Neutral 9 16%


Disagree 5 9%

Strongly Disagree 2 4%

57 respondents

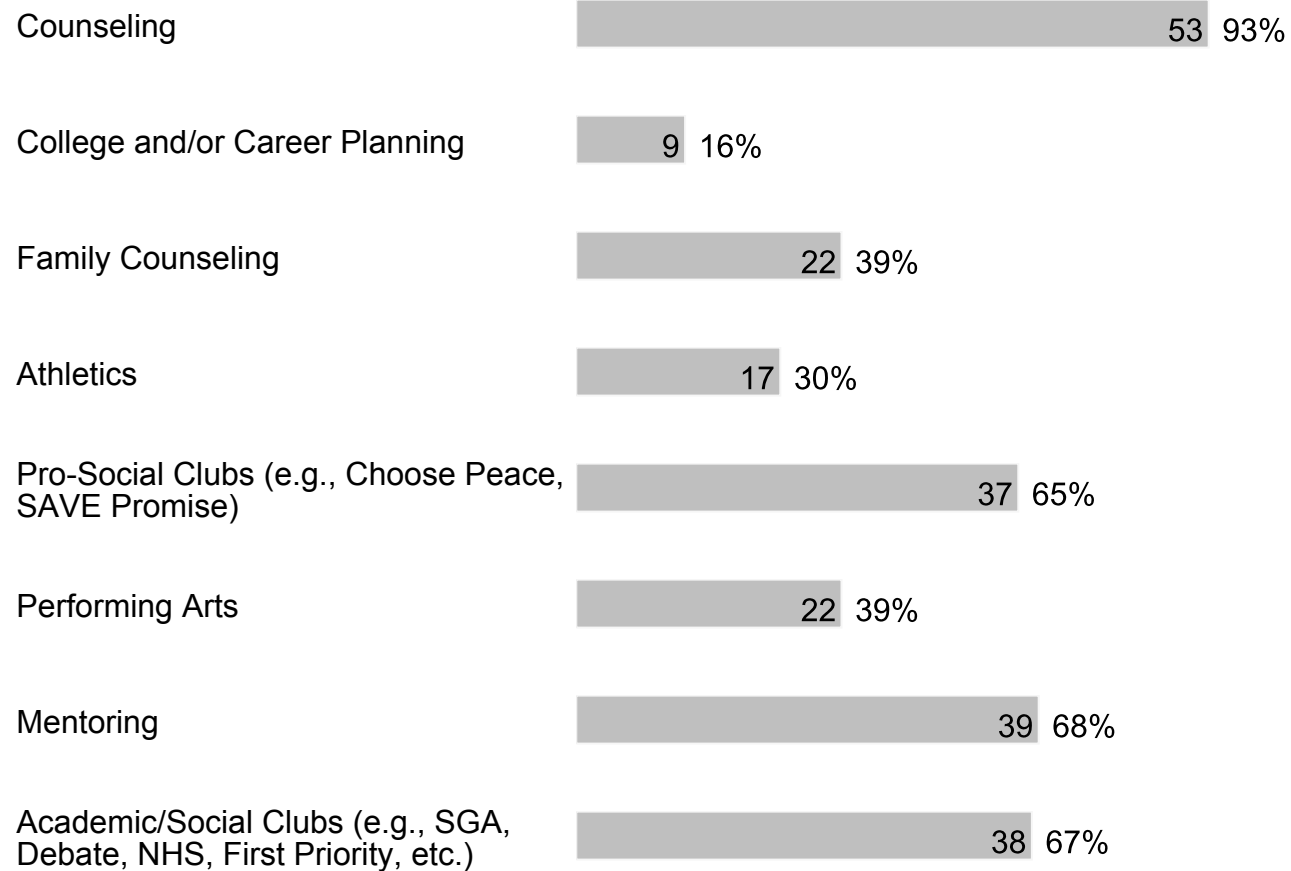
**6. In my school, colleagues/adults treat each other with respect.**

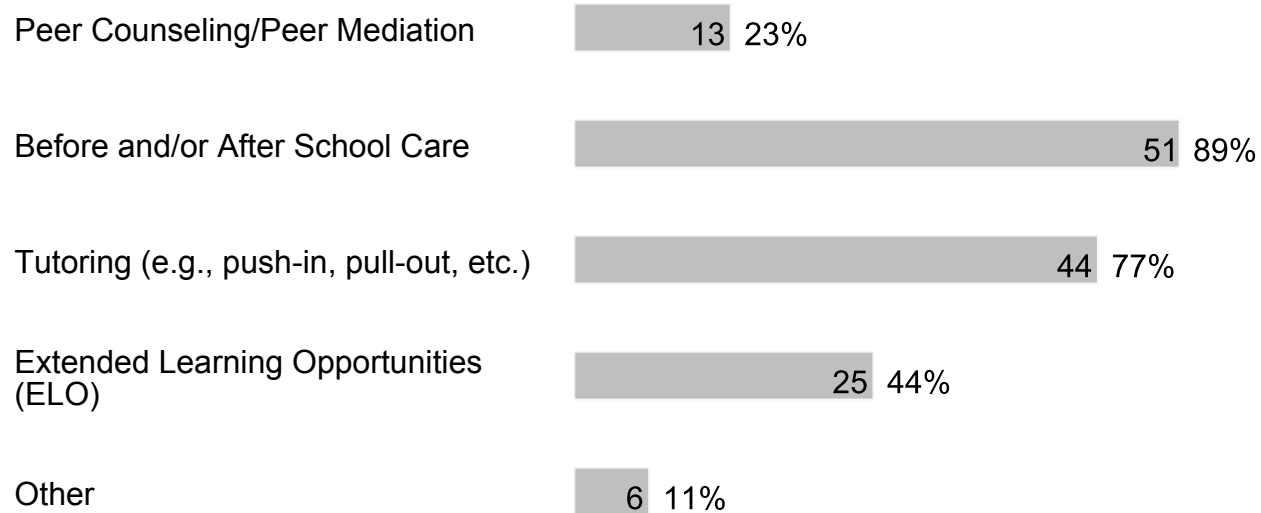
Strongly Agree 19 33%



57 respondents

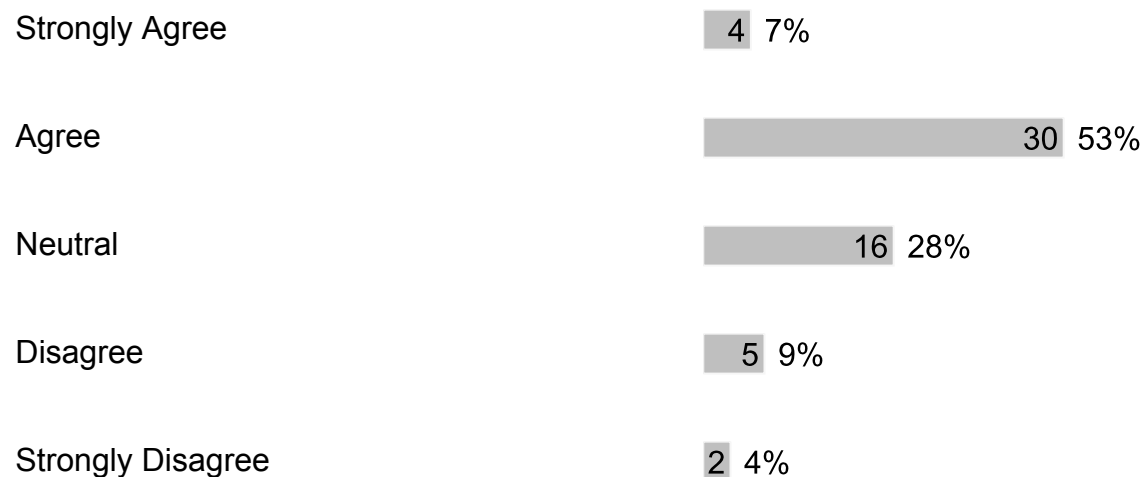
**7. At my school the following programs/services are available (check all that apply):**





57 respondents


**8. Our school implements changes based on the feedback from staff.**



57 respondents


**9. Our school maintains facilities that support student learning.**






57 respondents

**10. I enjoy eating food prepared by the cafeteria.**



57 respondents

**11. Families regularly participate in school involvement activities offered by our school.**



Disagree 1 2%

Strongly Disagree 1 2%

57 respondents

**12.** Our school has a family resource center and/or a staff member assigned to work with families.

Strongly Agree 16 28%

Agree 30 53%

Neutral 8 14%

Disagree 2 4%

Strongly Disagree 1 2%

57 respondents

**13.** Our school asks families for their ideas on the best way to communicate school-related information.

Strongly Agree 14 25%

Agree 34 60%

Neutral 5 9%

Disagree 2 4%

Strongly Disagree

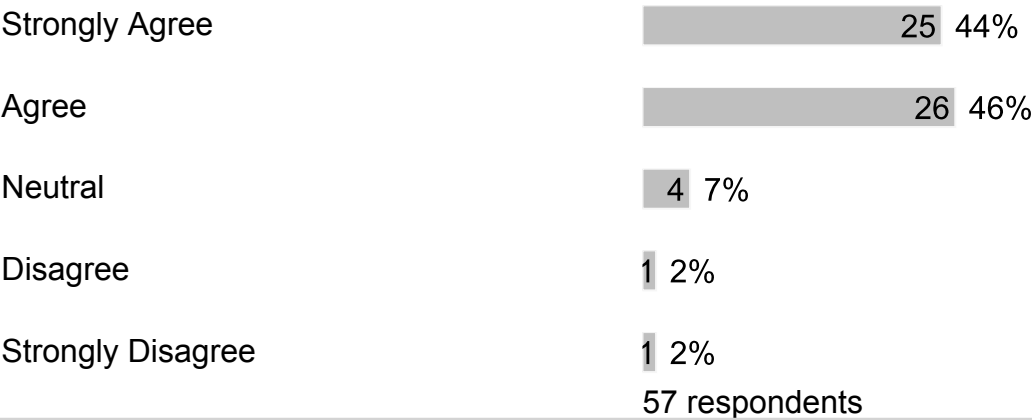
2 4%

57 respondents




# G. Accountability

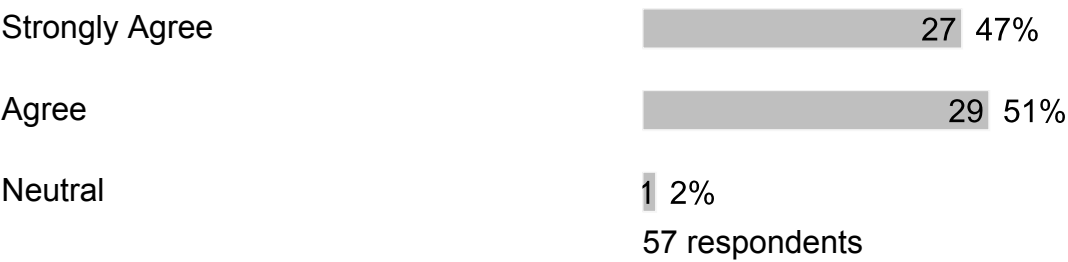
## 1. Our school has a culture of high expectations.



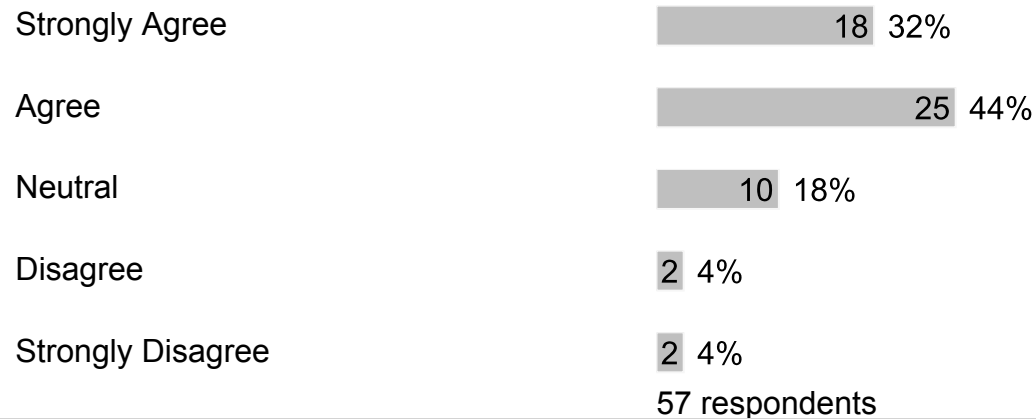
## 2. Our school has a continuous improvement process.




## 3. Our school's leaders expect staff members to hold all students to high academic standards.



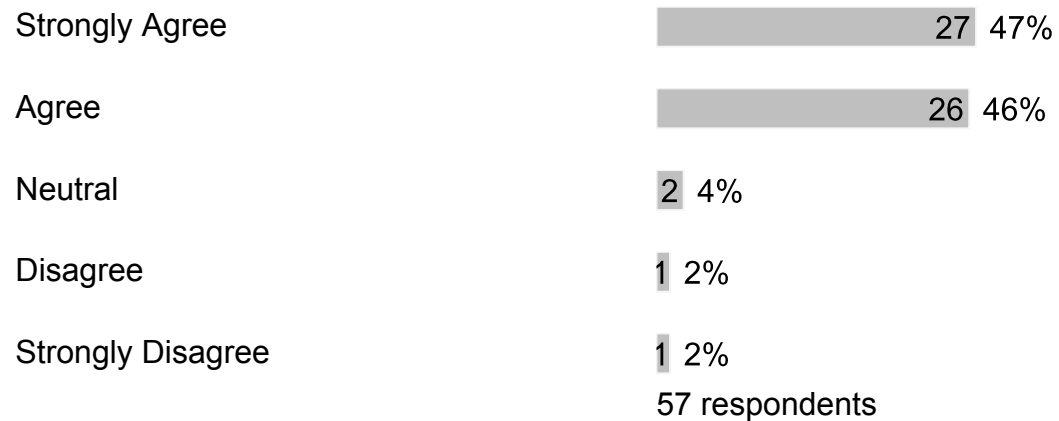
**4. Our school's leaders hold themselves accountable for student learning.**



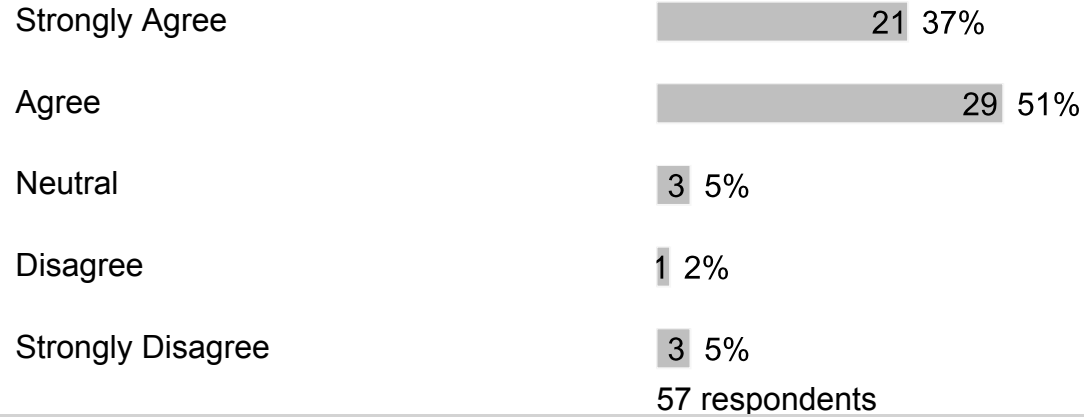
**5. Our school's leaders hold all staff members accountable for student learning.**



**6. I receive feedback from my supervisor regarding my professional performance.**




**7. Our school's leaders regularly evaluate staff members on criteria designed to improve teaching and learning.**




**8. In our school, staff members use multiple types of assessments and data to modify instruction and address the unique learning needs of all students.**



**9. Our school uses the results of student assessments to improve teaching and learning.**



**10. Our school's leaders use data to monitor student progress, student achievement and our school improvement goals.**





57 respondents

**11. In our school, a formal process is in place to support new staff members in their professional practice.**



57 respondents

**12. My lessons provide opportunities for students to be actively engaged in their learning.**



56 respondents

**13. I structure lessons, tasks and activities that require students' use of digital tools for learning.**



56 respondents

**14. I use student achievement data to modify and adjust materials and lessons for my students.**




56 respondents

**15. I use formative assessments to monitor student progress.**



56 respondents

**16. I participate in targeted professional learning activities designed to meet the individual needs of my students.**



56 respondents

**17. Teachers participate in collaborative learning communities across grade levels and/or content areas.**



Neutral 4 7%

Disagree 2 4%

56 respondents

**18. The school ensures I receive formal training in the use of student assessment data.**

Strongly Agree 20 36%

Agree 29 53%

Neutral 6 11%

55 respondents

**19. In our school, staff members provide peer coaching to teachers.**

Strongly Agree 17 30%

Agree 34 61%

Neutral 5 9%

56 respondents

**20. In our school, staff members participate in continuous professional learning based on identified needs of the school.**

Strongly Agree 20 36%


Agree 32 57%

Neutral 2 4%

Disagree 2 4%


56 respondents

**21. I am provided with professional development opportunities that are relevant to my role.**




56 respondents

**22.** Our school shares responsibility for student learning with its staff, parents and community members.



56 respondents

**23.** I feel confident in my classroom management strategies.



56 respondents

**24.** Our school ensures the effective use of funds available through the budget, grants, awards, etc.





56 respondents

**25. Teachers keep parents informed regularly about their child's progress and how they are being graded.**



56 respondents

**26. Most teachers report student progress in easy to understand language to families.**



56 respondents

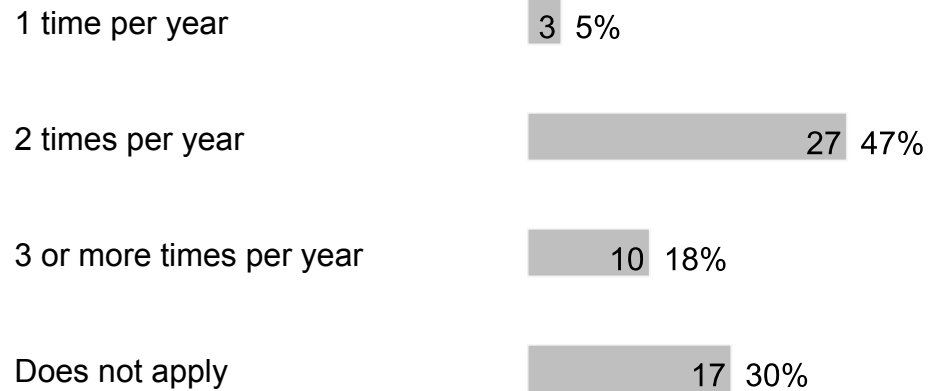
**27. I provide students with timely feedback about their learning.**



56 respondents


**28. I schedule conferences to share student learning progress with families.**






57 respondents

**29.** Our school provides opportunities for stakeholders to be involved through the School Advisory Council (SAC) and/or the School Advisory Forum (SAF).



57 respondents

**30.** Our school's leaders ensure staff members use supervisory feedback to improve student learning.




57 respondents

**31.** I regularly post information online or send home a newsletter.



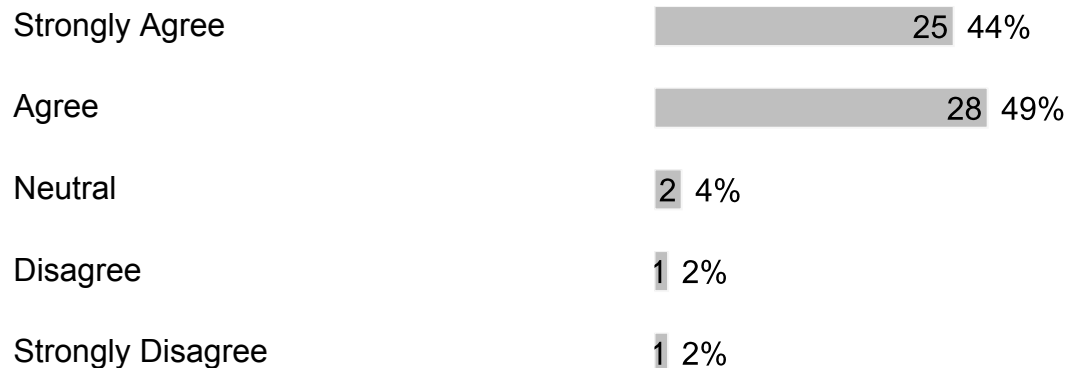
56 respondents

**32. Our school communicates well about its goals and activities.**



56 respondents

**33. Our school communicates information in ways that are easy for families to understand.**



57 respondents

**34. I am accessible via (check all that apply):**



57 respondents

## H. Additional Information

### 1. What else would you like to tell us?

Free form text answers are available in the exported CSV report