

BCPS PARENT CUSTOMER SURVEY 2024 (English, Spanish, Portuguese and Haitian Creole)

run on 10/02/2024



surveys



Custom Survey

1 survey(s) 22 response(s)

Report Filters

School:
N/A

Race:
N/A

Grade:
N/A

Gender:
N/A

Ethnicity:
N/A

Tag:
N/A

BCPS PARENT CUSTOMER SURVEY 2024 (English, Spanish, Portuguese and Haitian Creole)

Demographics

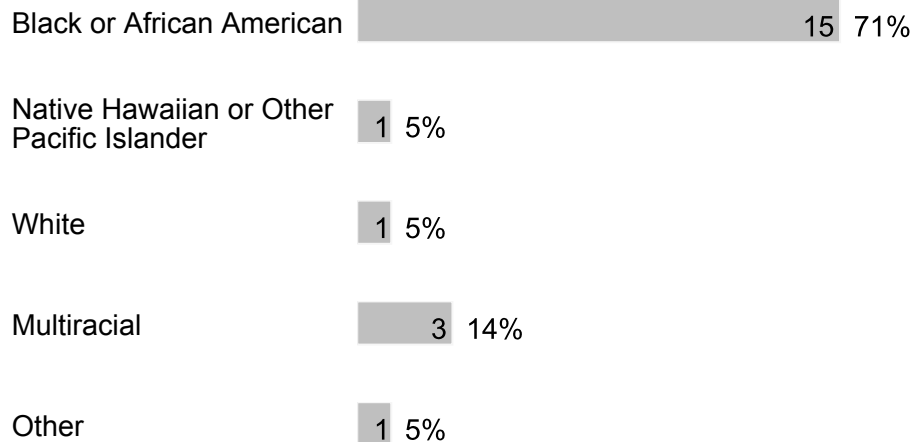
Number of Responses | Percentages of Total Responses

1. Gender



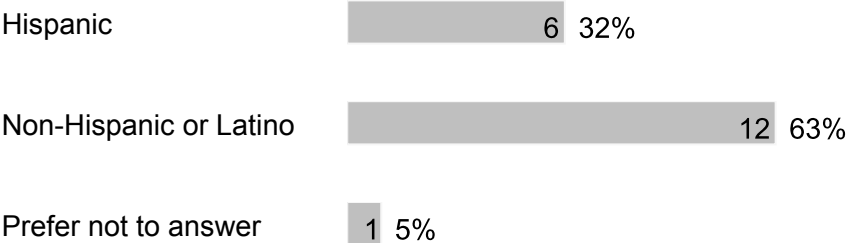
22 respondents

2. Race



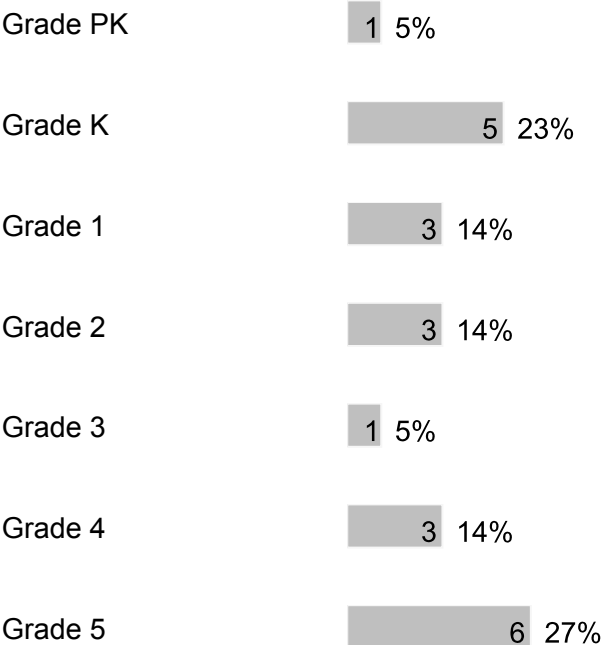
21 respondents

3. Ethnicity



19 respondents


4. Grade



22 respondents

B. Safety

1. My child feels safe at school.




22 respondents

2. My child’s school is clean and well-maintained.



22 respondents

3. I would recommend my child’s school to my friends and/or family.



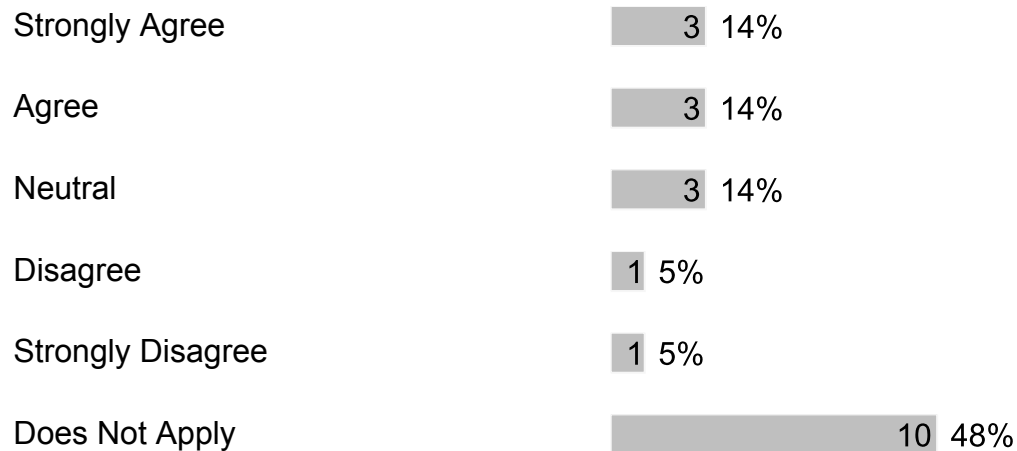
22 respondents

4. Bullying is when 1 or more students tease, threaten, spread rumors about, hit, shove or hurt another student over and over again. It is not bullying when 2 students of about the same strength or power argue, fight or tease each other in a friendly way. Have students bullied or cyberbullied your child at school this year?



21 respondents

5. After my child was bullied, I contacted school staff.



21 respondents

6. After I contacted school staff, the bullying behavior against my child stopped.



Strongly Disagree

1 5%

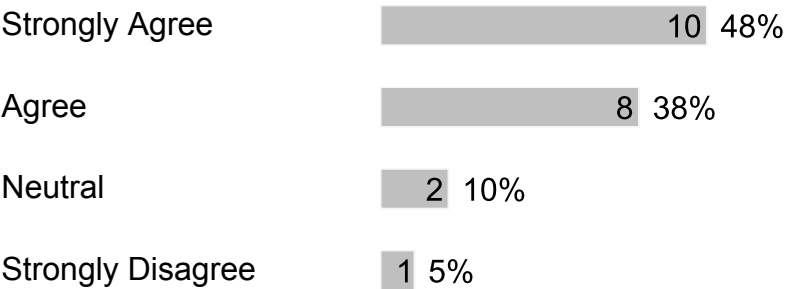
Does Not Apply

10 48%

21 respondents

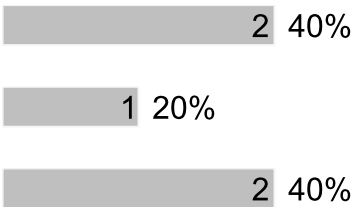
C. Equity

1. Our school provides an equitable and inclusive environment for students.



21 respondents


2. Intentionally Left Blank



5 respondents

D. School Support


1. Our school provides sufficient material resources (books, computers, learning materials, etc.) to meet student needs.



2. Our school provides qualified staff members to support student learning.



3. At school, my child has up-to-date computers and other technology to learn.



E. Wellness Support

1. If my child has a problem, they know who they can go to for help.



22 respondents

2. My child likes going to school.



22 respondents

3. I would recommend my child’s school to my friends and/or family.



22 respondents

4. Our school treats students with value, respect and compassion.

Strongly Agree 14 64%

Agree 7 32%

Neutral 1 5%

22 respondents

5. The office staff is helpful and made me feel valued as a parent/guardian.

Strongly Agree 15 68%

Agree 5 23%

Neutral 2 9%

22 respondents

6. When visiting the school, I am greeted with courtesy and respect by the office staff.

Strongly Agree 13 59%

Agree 8 36%


Neutral 1 5%

22 respondents

7. Phone calls to the school are answered in a polite and respectful manner by the office staff.

Strongly Agree 15 68%

Agree  6 27%

Neutral  1 5%

22 respondents


8. At our school, the following programs/services are available (check all that apply):

Counseling  9 50%

College and/or Career Planning  1 6%


Family Counseling  5 28%

Athletics  5 28%

Pro-Social Clubs (e.g., Choose Peace, SAVE Promise)  2 11%

Performing Arts  4 22%

Mentoring  1 6%

Academics/Social Clubs (e.g., SGA, Debate, NHS, First Priority, etc.)  1 6%

Peer Counseling/Peer Mediation  1 6%

Before and/or After School Child Care  13 72%

Tutoring (e.g., push-in, pull-out, etc.) 6 33%

Extended Learning Opportunities (ELO) 5 28%

Other 3 17%

18 respondents

9. At our school, my child participates in the following programs/services (check all that apply):

Counseling 5 56%

College and/or Career Planning 1 11%

Family Counseling 1 11%

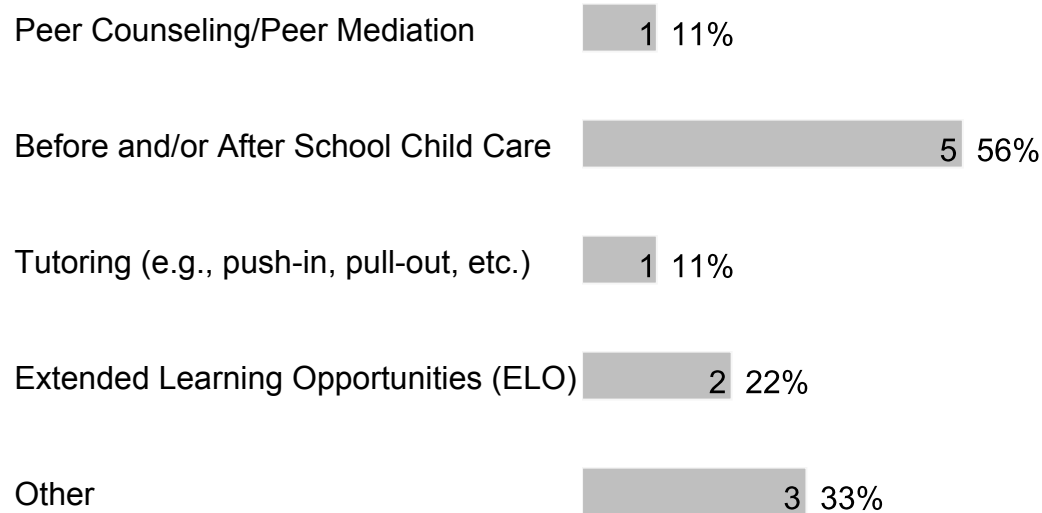
Athletics 2 22%

Pro-Social Clubs (e.g., Choose Peace, SAVE Promise) 1 11%

Performing Arts 3 33%

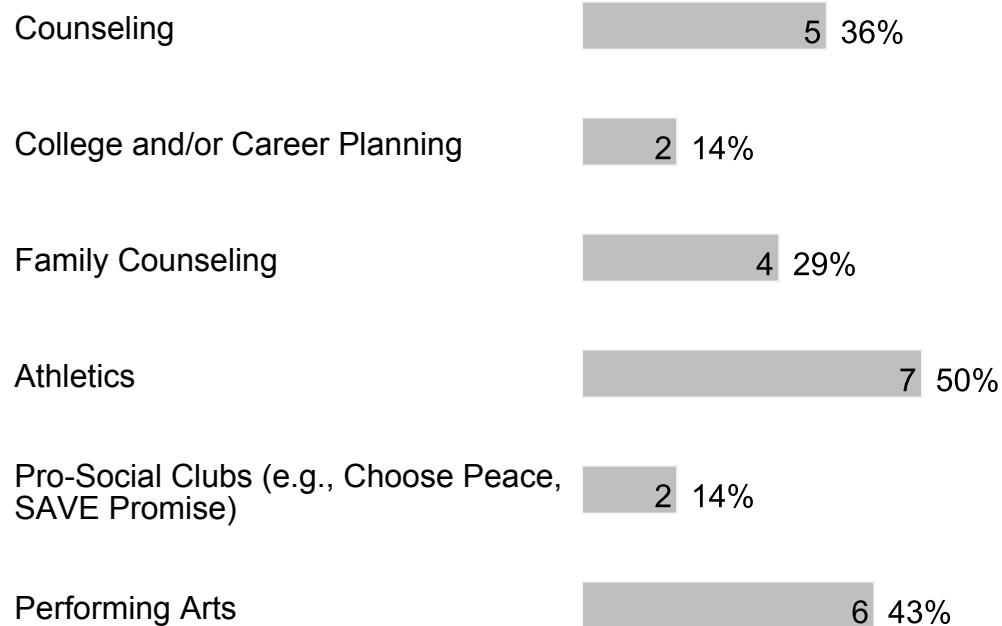
Mentoring 1 11%

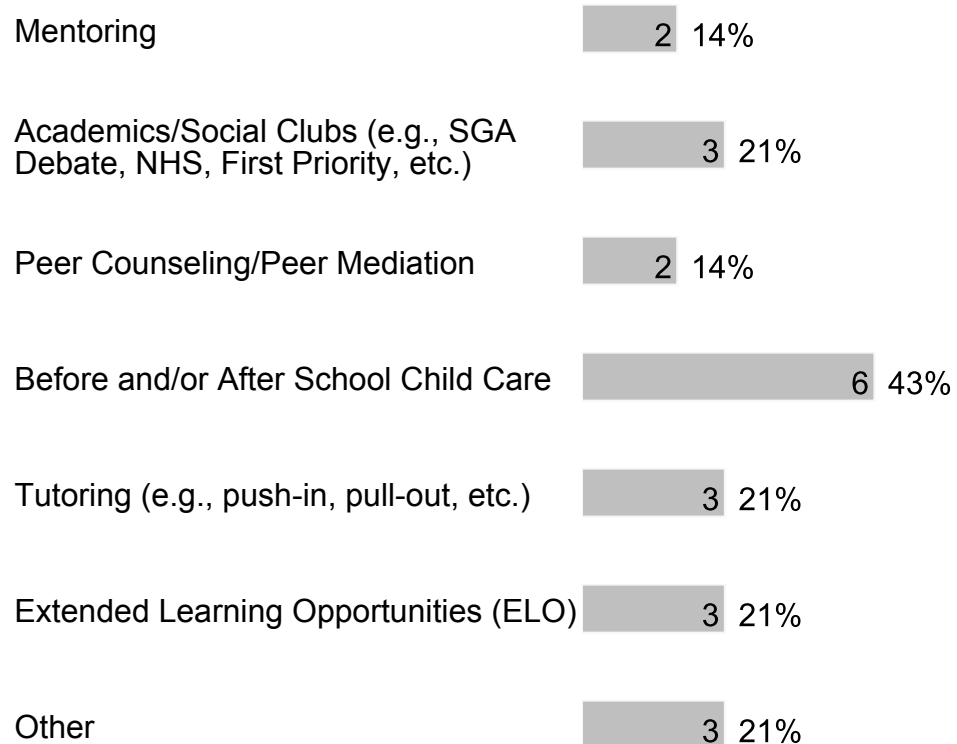
Academics/Social Clubs (e.g., SGA, Debate, NHS, First Priority etc.) 1 11%



9 respondents

10. At our school, these are the following programs/services that my child values most or would value if they were available (check all that apply):





14 respondents

11. Our school has a family resource center and/or a staff member assigned to work with families.




21 respondents

F. Accountability

1. The principal is a positive educational leader at the school.



2. The assistant principal(s) is a positive educational leader at the school.



3. Our school's administration provides strong instructional leadership.



4. Our school has established goals and a plan for improving student learning.



Neutral 3 14%

22 respondents

5. Our school meets my expectations to prepare my child well for the next level of study.

Strongly Agree 11 50%

Agree 7 32%

Neutral 4 18%

22 respondents

6. Our school shares responsibility for student learning with its staff, parents and community members.

Strongly Agree 11 50%

Agree 8 36%

Neutral 3 14%

22 respondents

7. Our school has high expectations for students.

Strongly Agree 12 55%

Agree 8 36%

Neutral 2 9%

22 respondents

8. My child's teachers provide curriculum that meets the learning needs of my child.

Strongly Agree 13 59%

Agree 6 27%

Neutral 3 14%

22 respondents

9. My child's teachers give work that challenges my child.



22 respondents

10. My child's teachers work as a team to help my child learn.



21 respondents

11. My child's teachers use a variety of teaching strategies.



22 respondents

12. My child's teachers adjust the instruction to meet my child's learning needs.




22 respondents

13. My child sees a relationship between what is being taught and everyday life.



14. Clear learning expectations are set for my child.




15. My child's understanding of what was taught is regularly assessed.



16. Our school works to keep instructional time free from distraction.



17. My child's teachers keep me informed regularly about my child's progress and how they are being graded.



21 respondents

18. My child's teachers report on my child's progress in easy to understand language.



22 respondents

19. Teachers schedule conferences to share student learning progress with families.



22 respondents

20. My child is prepared for success in the next school year.



Disagree 1 5%
22 respondents

21. Families are encouraged to volunteer.

Strongly Agree 10 45%

Agree 6 27%

Neutral 5 23%

Strongly Disagree 1 5%

22 respondents

22. Families are given the opportunity to participate on school committees.

Strongly Agree 12 55%

Agree 5 23%

Neutral 3 14%

Disagree 2 9%

22 respondents

23. I am well-informed of the school's goals and activities.

Strongly Agree 12 57%

Agree 6 29%

Neutral 3 14%

21 respondents

24. Our school reports the achievement of school goals.

Strongly Agree 12 55%

Agree 7 32%

Neutral 3 14%

22 respondents

25. Our school provides opportunities for parents to be involved through the School Advisory Council (SAC) and/or the School Advisory Forum (SAF).

Strongly Agree 12 55%

Agree 6 27%

Neutral 4 18%

22 respondents

26. The School Improvement Plan (SIP) is regularly reviewed and revised through the School Advisory Council (SAC).

Strongly Agree 12 55%

Agree 5 23%

Neutral 5 23%

22 respondents

27. Our school communicates information in ways that are easy for families to understand.

Strongly Agree 13 59%

Agree 7 32%

Neutral 2 9%

22 respondents

28. Teachers regularly post information online or send home a newsletter.

Strongly Agree 13 59%

Agree 8 36%

Neutral 1 5%

22 respondents

29. Our school asks families for their ideas on the best way to communicate school-related information.

Strongly Agree 11 50%

Agree 7 32%

Neutral 3 14%

Disagree 1 5%

22 respondents

30. Our school asks for family input when changing rules or policies.

Strongly Agree 8 36%

Agree 7 32%

Neutral 4 18%

Disagree 3 14%

22 respondents

G. Additional Information

1. What else would you like to tell us?

Free form text answers are available in the exported CSV report