

# BCPS STUDENT (Grades 6-12) CUSTOMER SURVEY 2024

---

run on 05/16/2024



surveys



# BCPS STUDENT (Grades 6-12) CUSTOMER SURVEY 2024

run on 05/16/2024

Custom Survey

1 survey(s) 655 response(s)

## Report Filters

**School:**  
N/A

**Race:**  
N/A

**Grade:**  
N/A

**Gender:**  
N/A

**Ethnicity:**  
N/A

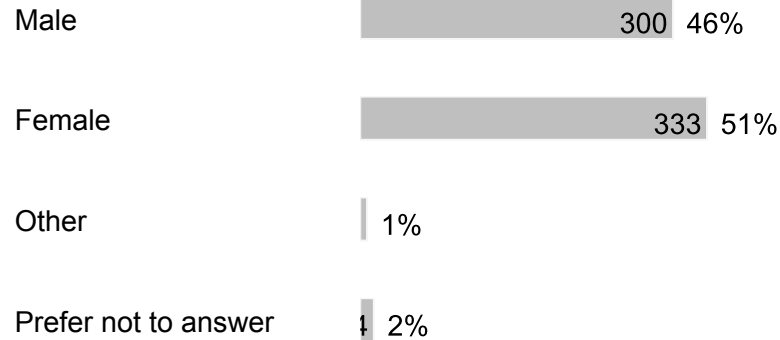
**Tag:**  
N/A

## BCPS STUDENT (Grades 6-12) CUSTOMER SURVEY 2024

### Demographics

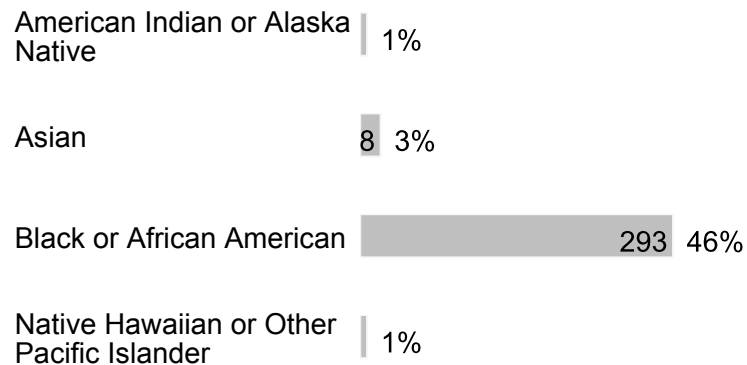
Number of Responses | Percentages of Total Responses

#### 1. Gender



653 respondents

#### 2. Race



White 136 21%

Multiracial 71 11%

Other 112 17%

642 respondents

### 3. Ethnicity

Hispanic 202 34%

Non-Hispanic or Latino 256 43%

Prefer not to answer 132 22%

590 respondents

### 4. Grade

Grade 6 98 15%

Grade 7 288 44%

Grade 8 266 41%


Grade 9 0%

Grade 12 0%


655 respondents

## C. Safety

### 1. I feel safe at my school.



### 2. I feel safe getting to and from my school.



**3. \*Note:** Remember, this survey is anonymous, please report any bullying concerns to a trusted adult at your school. The next 10 questions ask about bullying. Bullying is when 1 or more students tease, threaten, spread rumors about, hit, shove, or hurt another student over and over again. It is not bullying when 2 students of about the same strength or power argue, fight or tease each other in a friendly way. During the past 12 months, have you ever been bullied on school property?

Yes 142 22%

No 513 78%

655 respondents

4. The primary location on school property where I was bullied during the last 12 months was:

On the school bus 1%

In the classroom 65 10%

In the cafeteria 1 2%

In the hallway 31 5%

In the restroom 1%

Other school area 1 2%

Does not apply to me 518 79%

652 respondents

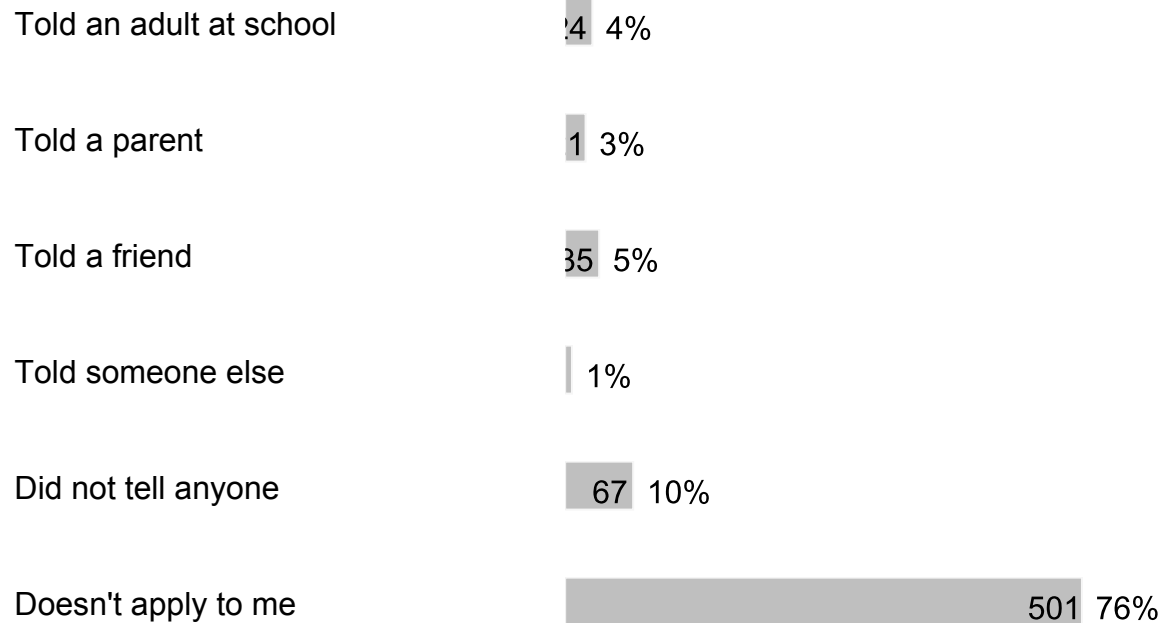
5. During the past 12 months, have you ever been electronically bullied? (Count being bullied through texting, Instagram, TikTok, Snapchat or other social media.)

Yes 86 13%

No 569 87%


655 respondents

**6. After I was bullied, I:**



655 respondents

**7. After I told an adult at school about being bullied, the bullying:**



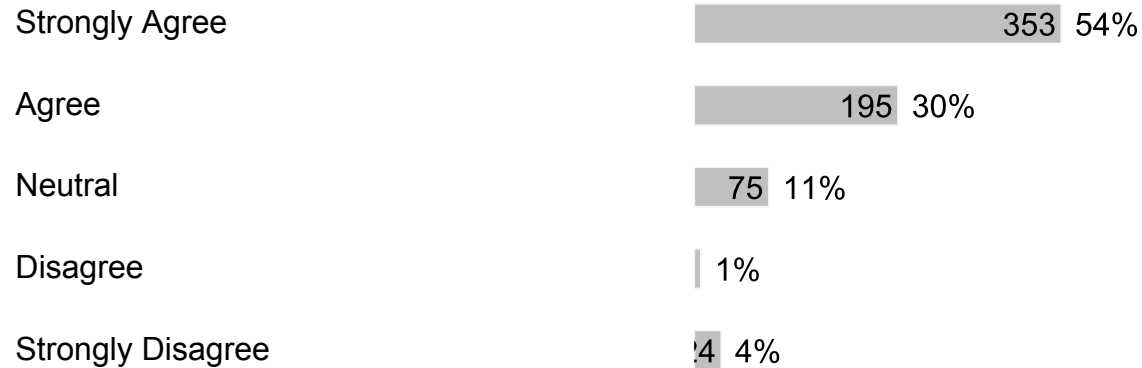
655 respondents

**8. A teacher or another adult at school taught our class about what bullying is this school year.**



655 respondents

**9. I think bullying is wrong.**



655 respondents

**10. I know different ways to intervene or help if bullying were occurring or going to occur.**



655 respondents

**11. I would intervene or help if another student was being bullied.**





Agree	213	33%
Neutral	250	38%
Disagree	47	7%
Strongly Disagree	31	5%

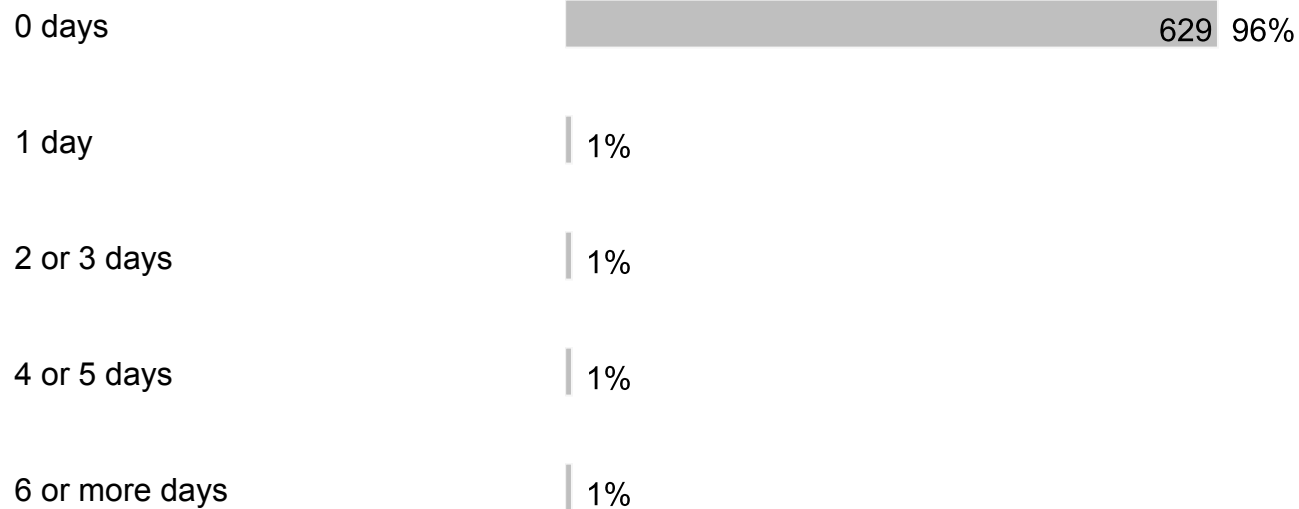
655 respondents

## 12. What can adults do to help stop bullying at school?

Supervise the school better	123	19%
Start a student patrol program	77	12%
Make punishment for bullying more harsh	158	24%
Intervene more when they see bullying or disrespect	115	18%
Talk/teach about bully prevention and/or intervention in class	71	11%
Help students work together and make friends	53	8%
Teach and celebrate kindness and respect more	58	9%

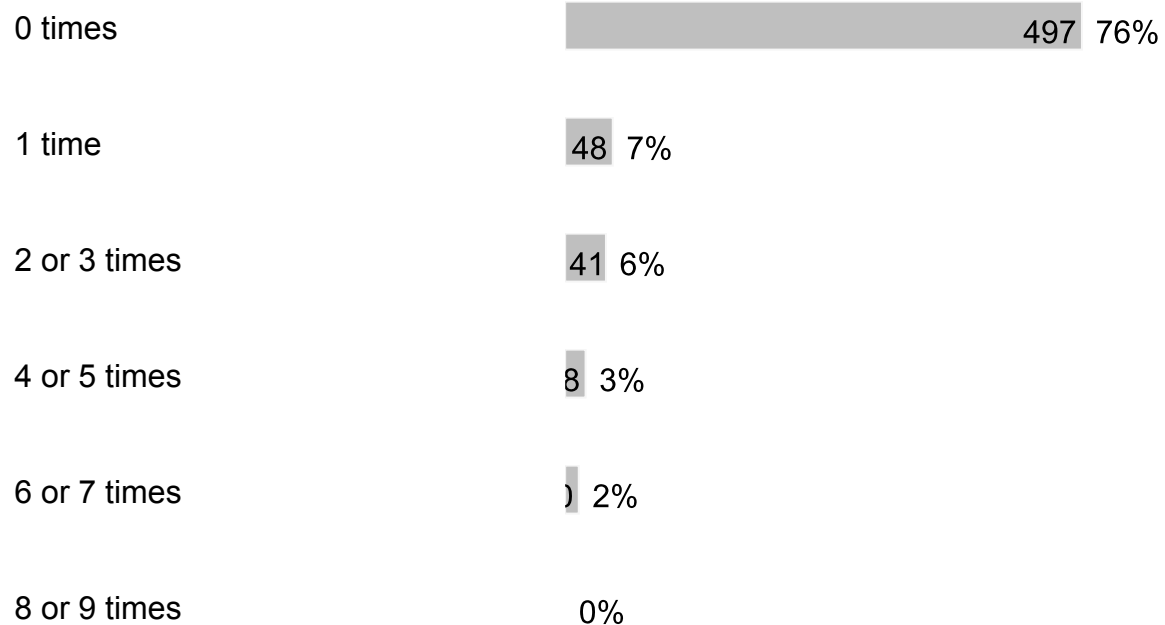
655 respondents

## 13. During the past 30 days, how many days did you carry a weapon such as a gun, knife or club on school property?



655 respondents

**14. During the past 30 days, how many times have you been threatened by another student at school?**



10 or 11 times | 1%

12 or more times 35 5%

655 respondents

**15. During the past 12 months, how many times were you in a physical fight on school property?**

0 times 518 79%

1 time 61 9%

2 or 3 times 40 6%

4 or 5 times 1 2%

6 or 7 times | 1%

8 or 9 times | 1%

10 or 11 times | 1%

12 or more times | 1%

653 respondents

**16. During the past 12 months, how many times did someone you were dating or going out with physically hurt you on purpose? (Count such things as being hit, slammed into something or injured with an object or weapon.)**

I did not date or go out with anyone during the past 12 months 354 54%

0 times 253 39%

1 time 3 4%

2 or 3 times 1 2%

4 or 5 times 1 1%

6 or more times 1 1%

655 respondents

**17.** During the past 30 days, how many days did you have at least one drink of alcohol? (Alcohol includes drinking beer, wine, flavored alcoholic beverages and liquor such as rum, gin, vodka, whiskey, etc.) For the purpose of this question, drinking alcohol does not include drinking a few sips of wine for religious purposes.

0 days 611 93%

1 or 2 days 4 4%

3 or 5 days 1 1%

6 to 9 days 0 0%

10 to 19 days 1 1%

20 to 29 days 0%

All 30 days 1%

655 respondents

**18.** During the past 30 days, how many days did you use an electronic vapor product? (Electronic vapor products include JUUL, SMOK, Suorin, Vuse, blu e-cigarettes, vapes, vape pens, e-cigars, e-hookahs, hookah pens, mods, etc.)

0 days 626 96%

1 or 2 days 1%

3 or 5 days 1%

6 to 9 days 1%

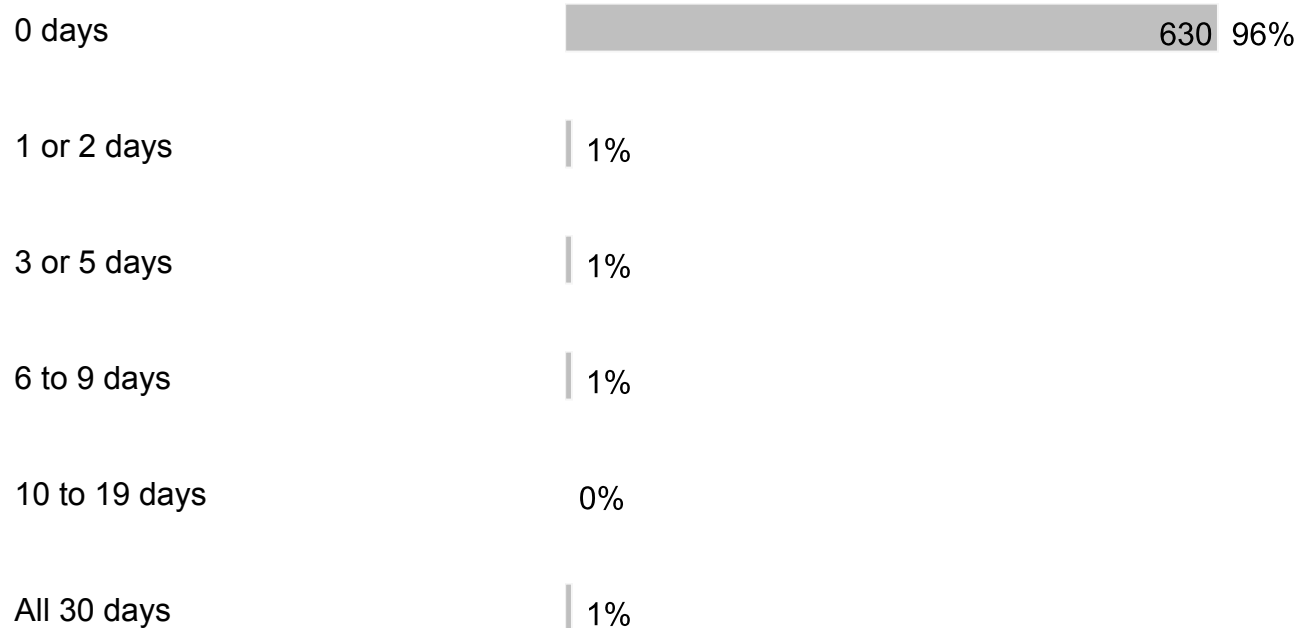
10 to 19 days 0%

20 to 29 days 0%

All 30 days 1%

655 respondents

**19.** During the past 30 days, how many days did you use marijuana (also called pot or weed)? Do not count CBD-only or hemp products, which come from the same plant as marijuana, but do not cause a high when used alone.



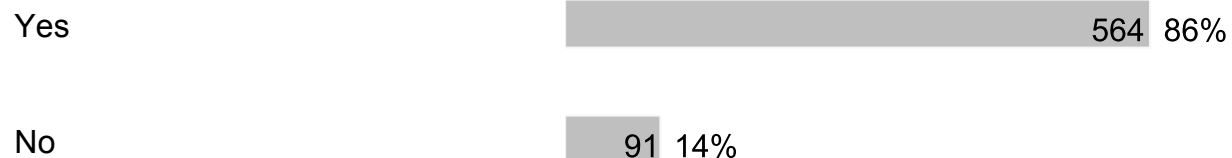
655 respondents

**20.** During the school year, I participated in alcohol, other drug or tobacco prevention activities or lessons.




655 respondents

**21.** I believe drinking alcohol is bad for your brain.



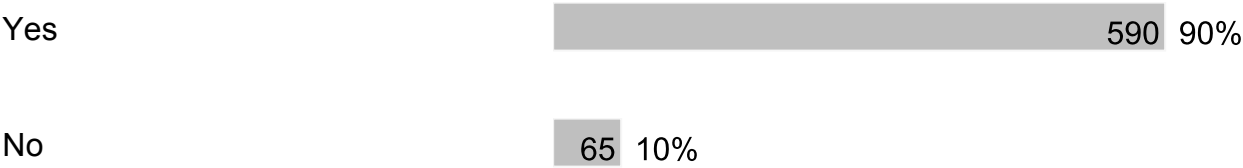
655 respondents

**22.** In your opinion, what percentage of Broward County students in grades 6 - 12 choose not to drink alcohol?



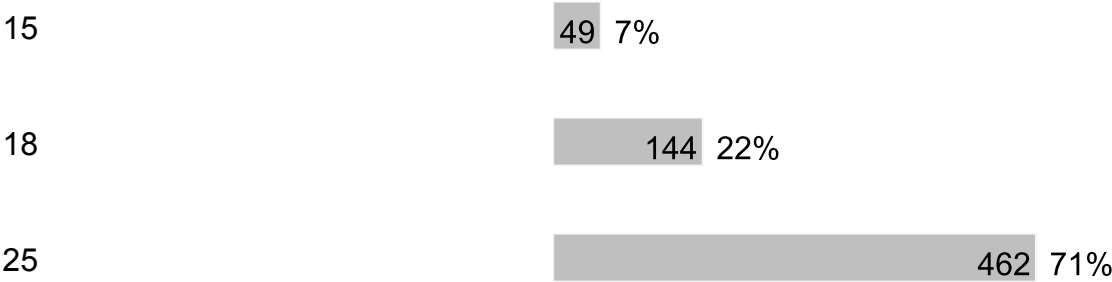
655 respondents

**23.** I believe using drugs are bad for your health.




655 respondents

**24.** At what age is a human brain fully developed?



655 respondents

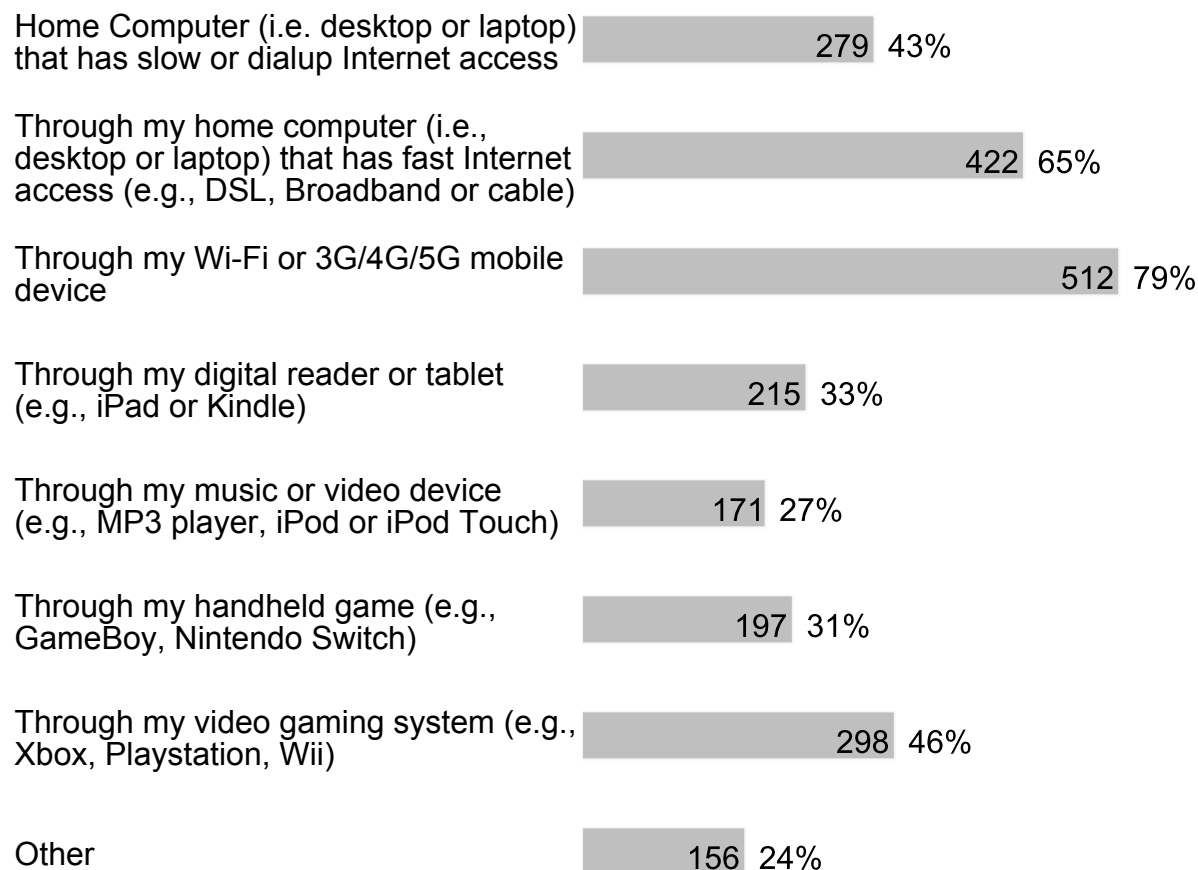
**25.** My school is clean and well-maintained.





## D. Equity

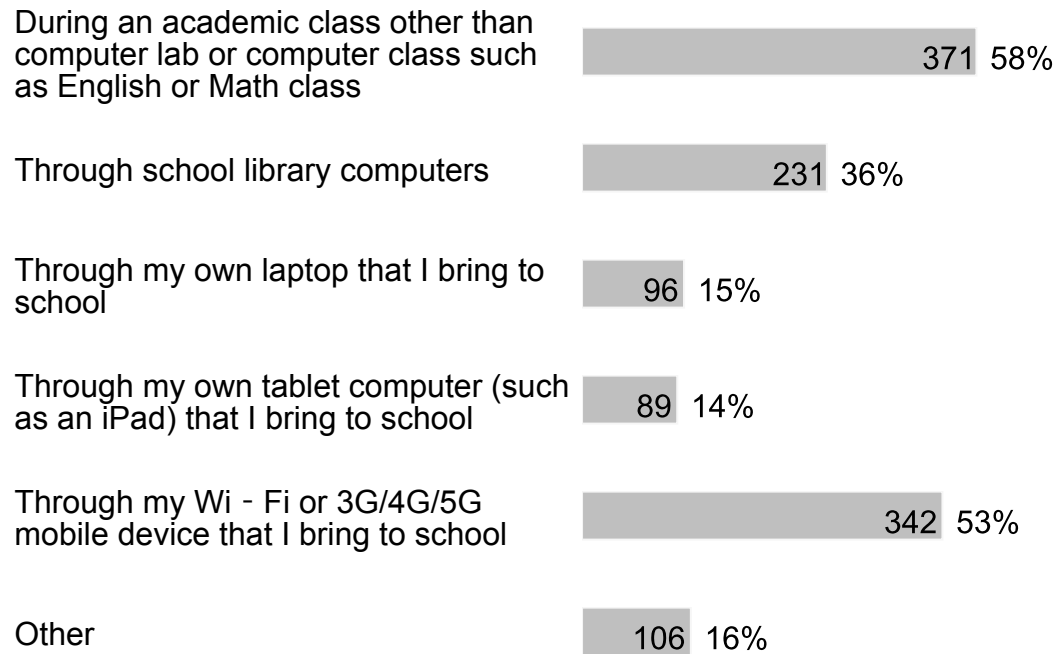
1. During a typical week, I have access to the internet at home in the following ways (check all that apply):



645 respondents

2. During a typical school day, I have access to the internet at school in the following ways (check all that apply):

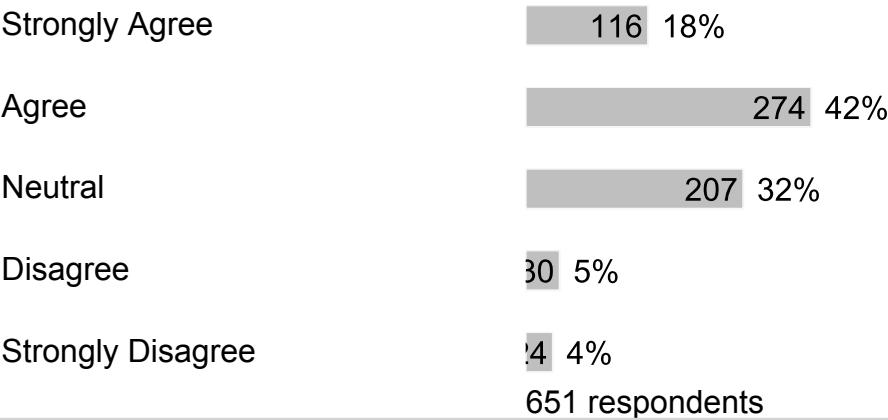





645 respondents

# E. School Support

## 1. My school provides sufficient material resources (books, supplies, technology, etc.) to meet my needs.




## 2. I would recommend my school to my friends.




# F. Wellness Support

## 1. If I have a problem, I know who I can go to for help.




649 respondents

## 2. In my school, students treat adults with respect.




646 respondents

**3. In my school, adults treat students with respect.**



650 respondents

**4. In my school, students treat each other with respect.**



651 respondents

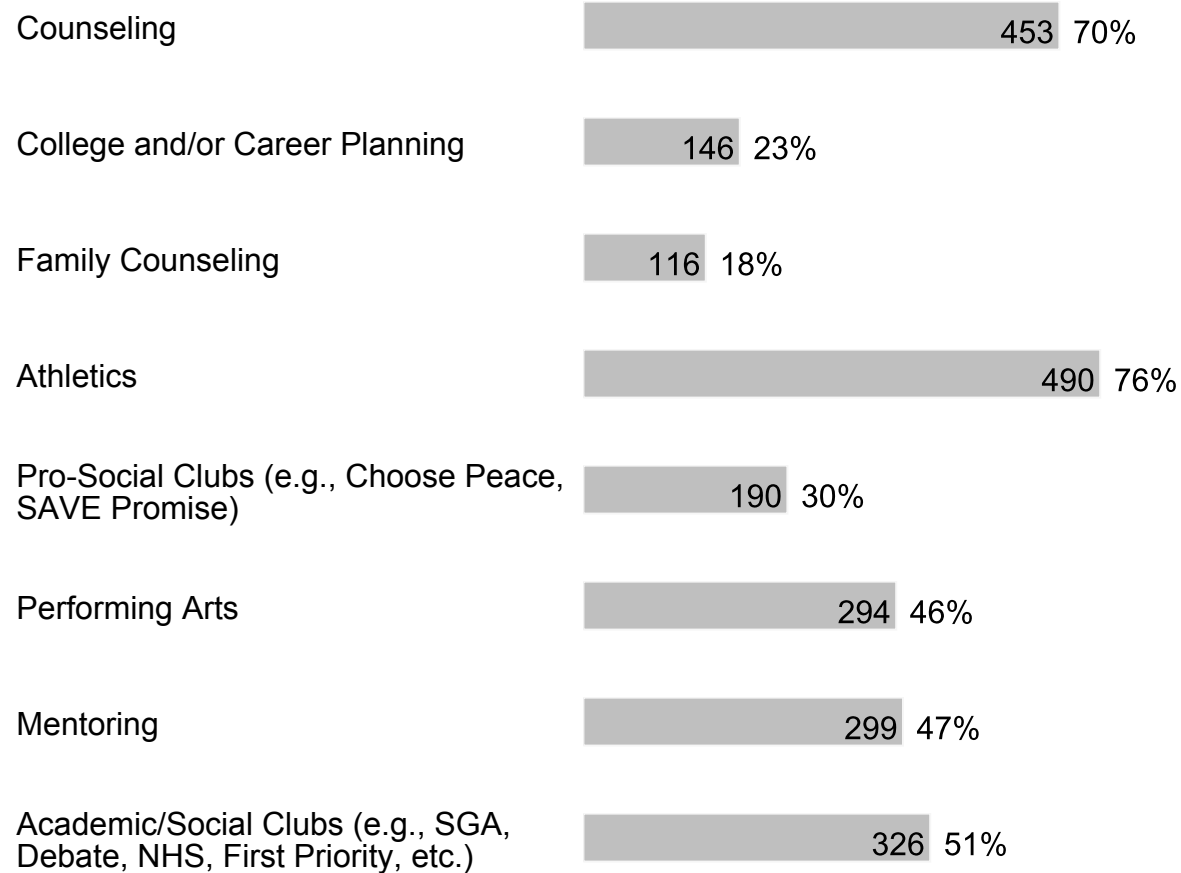
**5. My school provides me the support that I need.**

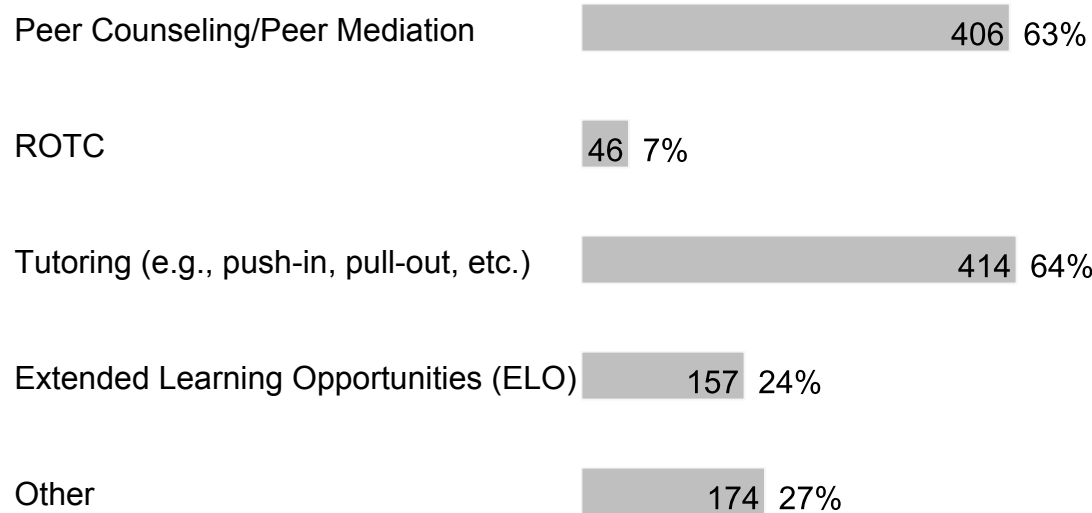




643 respondents

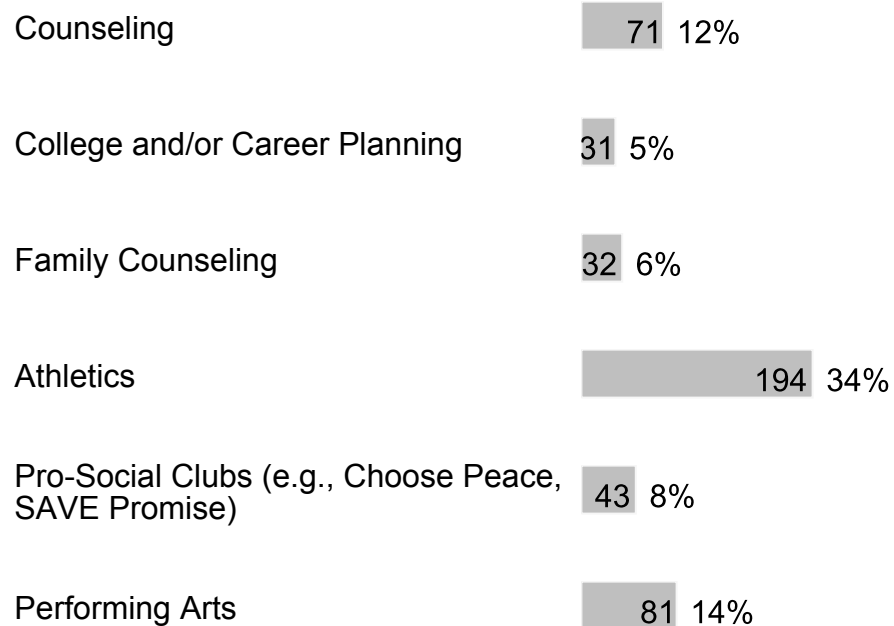
**6. At my school, the following programs/services are available (check all that apply):**

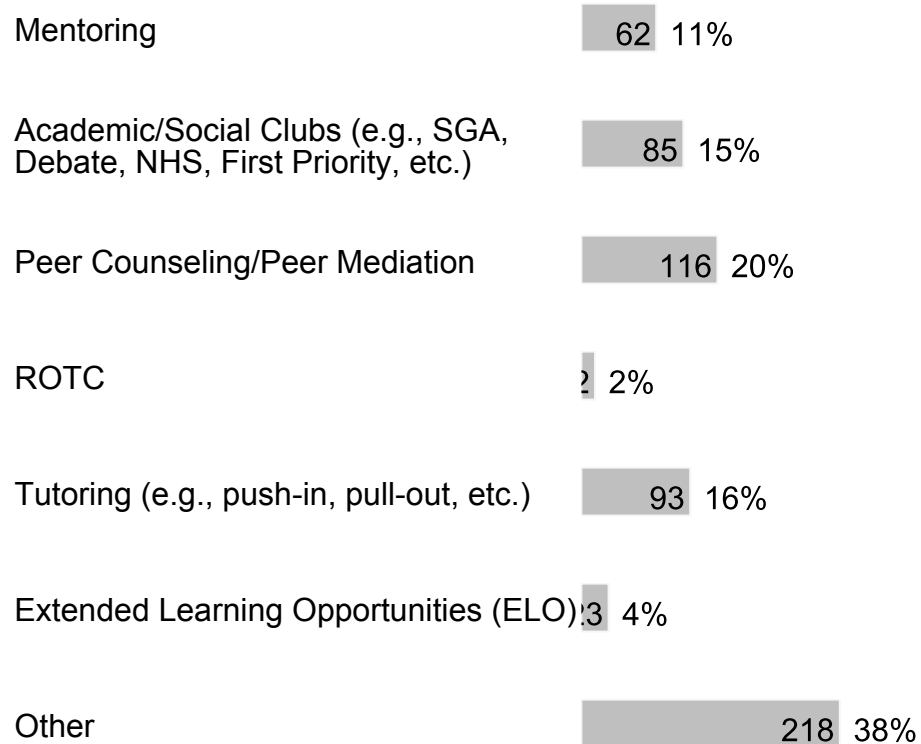




643 respondents

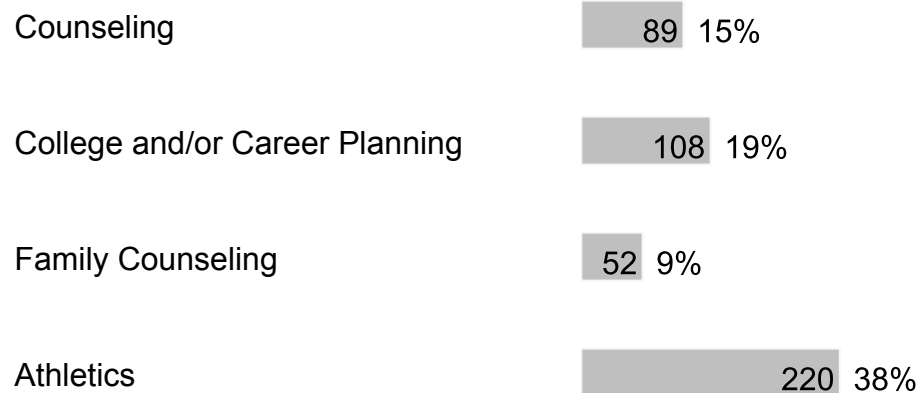
7. At my school, I participate in the following programs/services (check all that apply):



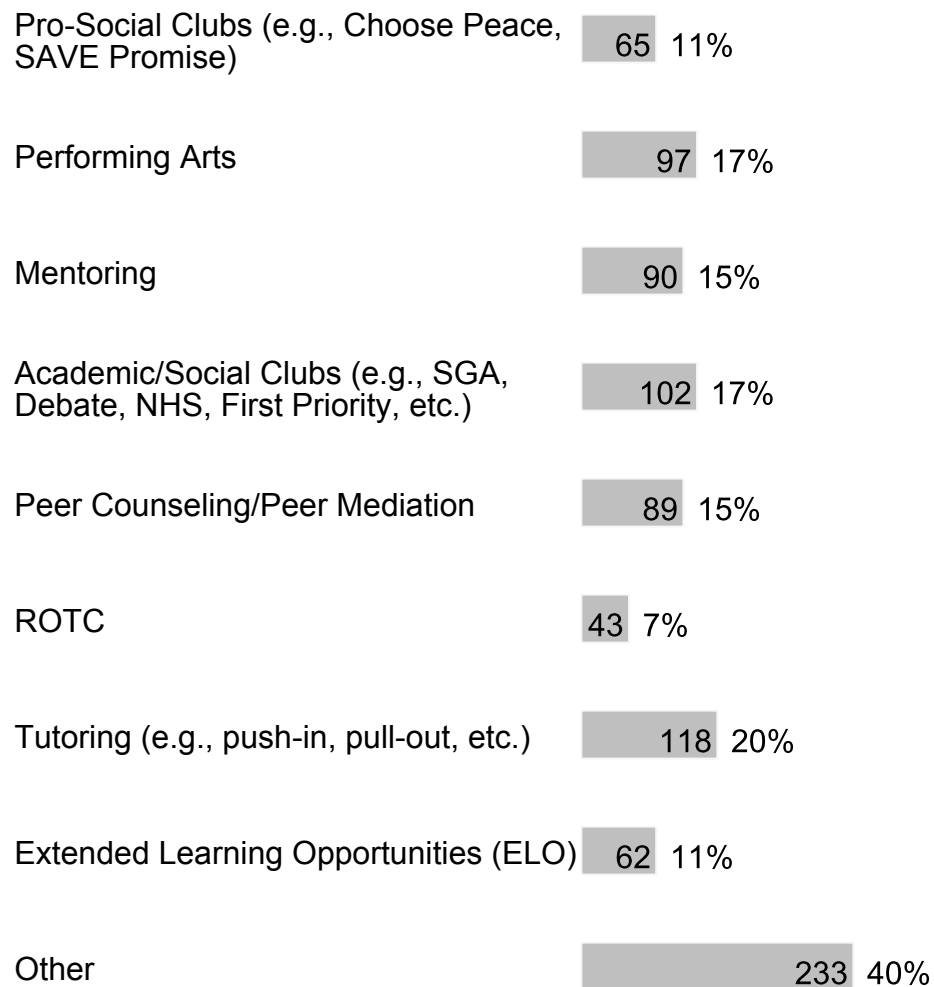


569 respondents

**8.** These are the programs/services at my school that I value most or would value if they were available at my school (check all that apply):







583 respondents

**9. I am friends with other students at this school.**

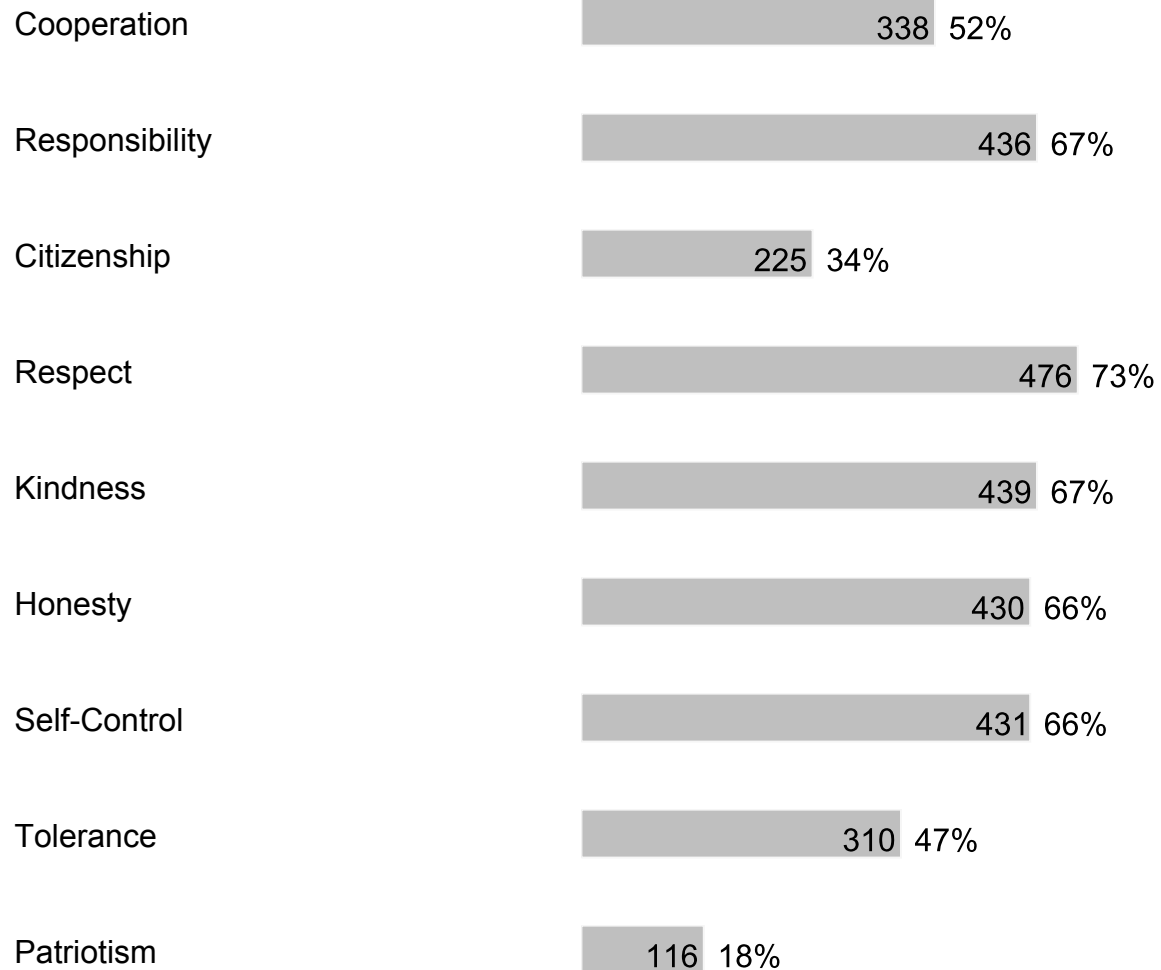


Disagree 3 2%

Strongly Disagree 5 2%


655 respondents

**10. Which character traits do you value the most in yourself and others? (check all that apply)**



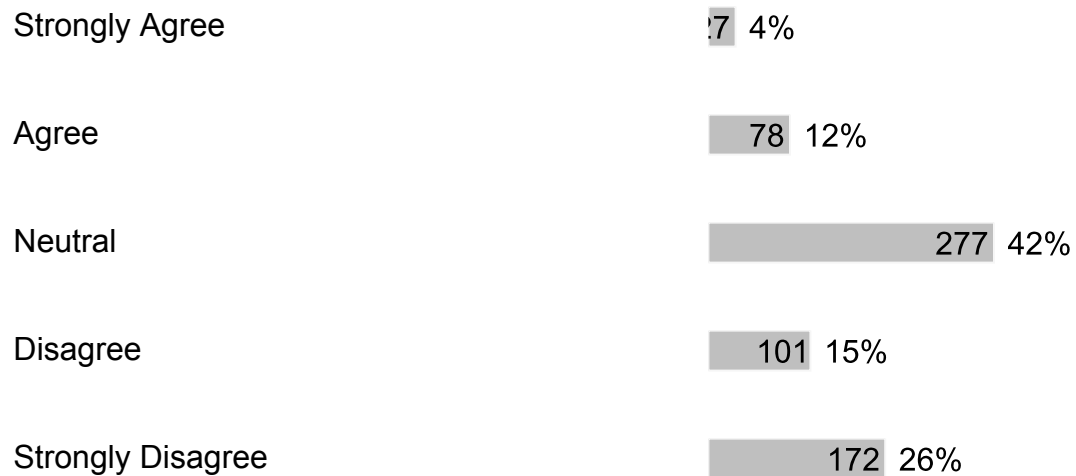
655 respondents

**11. I receive acknowledgement and/or praise for my strengths or accomplishments by adults at my school.**



649 respondents

**12. I enjoy eating food prepared by the cafeteria.**



655 respondents


# G. Accountability

## 1. In my school, a high-quality education is offered.



649 respondents

## 2. My school provides me with challenging curriculum, uses a variety of teaching methods and learning experiences to develop the skills I need to succeed.



649 respondents

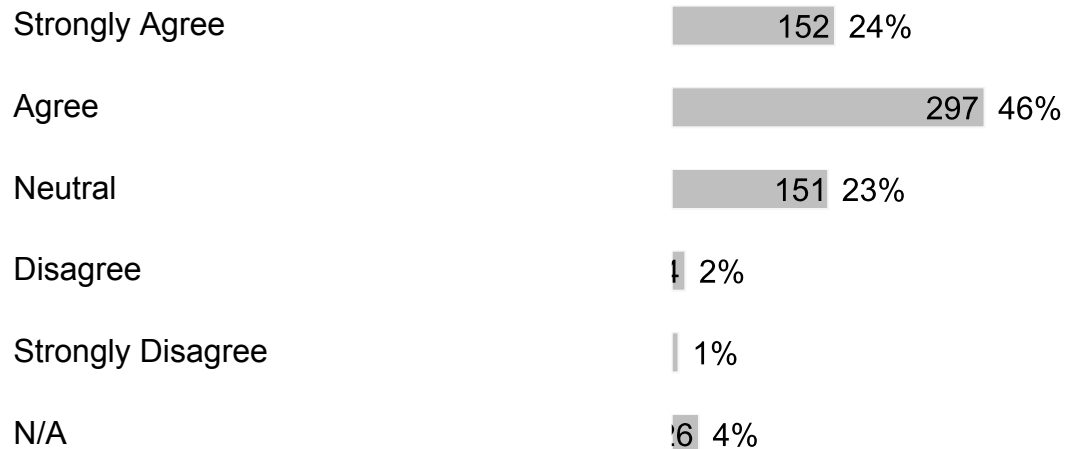
## 3. My school motivates me to set academic goals and learn new things.






645 respondents

**4. My teachers use tests, projects, presentations, and portfolios to assess my understanding of what was taught.**




646 respondents

**5. My school prepares me for success in the next school year.**



646 respondents

**6. Lessons and materials in our school prepare us to be effective users of media and technology.**




645 respondents

**7. In class, students spend considerable amounts of time actively engaged in learning (such as solving problems, discussing ideas, creating their own work, reading, writing, speaking and researching).**



646 respondents

**8. My teachers effectively engage students in the classroom and encourage creative thinking.**




646 respondents

**9. There are few distractions during class.**



649 respondents

**10. Students are encouraged to work in groups regularly.**



645 respondents

**11. Teachers are generally fair when it comes to grading student work.**



Strongly Disagree 41 6%  
645 respondents

**12. I give class presentations or share my work with classmates.**

Strongly Agree 86 13%  
Agree 235 36%  
Neutral 228 35%  
Disagree 58 9%  
Strongly Disagree 39 6%  
646 respondents

**13. I work on assignments that challenge me and/or take more than one class period to complete.**

Strongly Agree 145 23%  
Agree 260 40%  
Neutral 196 30%  
Disagree 17 4%  
Strongly Disagree 3 2%  
644 respondents

**14. I complete meaningful homework to review what I learned in class and/or prepare for the next day's lesson.**

Strongly Agree 83 13%  
Agree 229 36%  
Neutral 259 40%



Disagree 48 7%

Strongly Disagree 4 4%

643 respondents

**15. I receive feedback about my work that helps me better understand what I'm learning.**

Strongly Agree 92 14%

Agree 259 40%

Neutral 218 34%

Disagree 53 8%

Strongly Disagree 6 4%

648 respondents

**16. I am provided opportunities to correct or improve my work.**

Strongly Agree 109 17%

Agree 275 43%

Neutral 204 32%

Disagree 8 4%

Strongly Disagree 1 3%

637 respondents

**17. I am provided opportunities to participate in class discussions and activities.**

Strongly Agree 129 20%

Agree 269 42%

Neutral	202	31%
Disagree	3	4%
Strongly Disagree	2	3%

645 respondents

**18. My teachers explain their expectations so I can be successful.**

Strongly Agree	146	23%
Agree	295	46%
Neutral	168	26%
Disagree	3	2%
Strongly Disagree	0	3%

645 respondents


**19. My teachers provide me with information about how well I am doing in school.**

Strongly Agree	116	18%
Agree	258	40%
Neutral	219	34%
Disagree	30	5%
Strongly Disagree	9	3%


642 respondents

**20. Teachers regularly post information online or send home a newsletter.**


Strongly Agree	92	14%
----------------	----	-----




**21. My teachers keep my family informed of my academic progress.**




**22. My school considers students' opinions when changing rules/policies and planning ways to improve the school.**



**23. My school shares information about school success with my community.**



**24. Our school uses different ways to communicate what is happening to parents and students.**



## H. Additional Information

1. What else would you like to tell us about your school?

Free form text answers are available in the exported CSV report