

BCPS PARENT CUSTOMER SURVEY 2024 (English, Spanish, Portuguese and Haitian Creole)

run on 05/16/2024



surveys

Custom Survey

1 survey(s) 140 response(s)

Report Filters

School:
N/A

Race:
N/A

Grade:
N/A

Gender:
N/A

Ethnicity:
N/A

Tag:
N/A

BCPS PARENT CUSTOMER SURVEY 2024 (English, Spanish, Portuguese and Haitian Creole)

Demographics

Number of Responses | Percentages of Total Responses

1. Gender

Male	47	35%
Female	85	63%
Prefer not to answer	3	2%

135 respondents

2. Race

Asian	5	4%
Black or African American	27	21%
White	73	57%
Multiracial	13	10%

Other 9 7%

127 respondents

3. Ethnicity

Hispanic 22 18%

Non-Hispanic or Latino 93 76%

Prefer not to answer 7 6%

122 respondents

4. Grade

Grade 6 43 31%

Grade 7 45 32%

Grade 8 48 34%

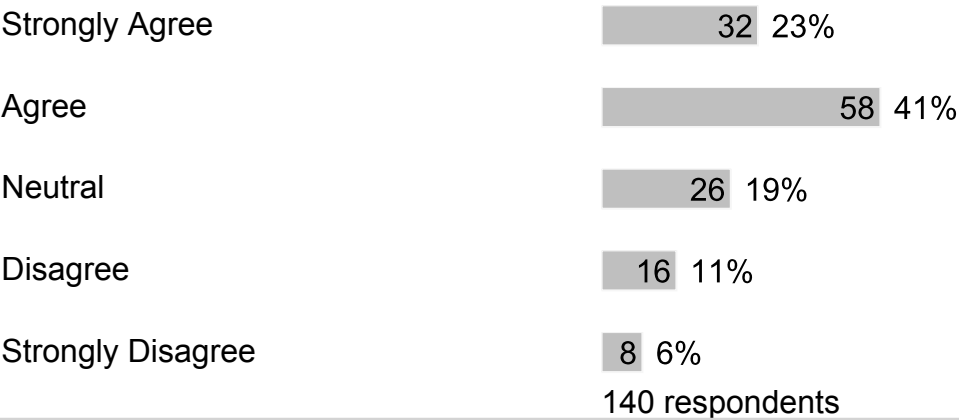
Grade 11 3 2%

Grade 12 1 1%


140 respondents

B. Safety

1. My child feels safe at school.



2. My child's school is clean and well-maintained.



3. I would recommend my child's school to my friends and/or family.



Disagree 11 8%

Strongly Disagree 11 8%

139 respondents

4. Bullying is when 1 or more students tease, threaten, spread rumors about, hit, shove or hurt another student over and over again. It is not bullying when 2 students of about the same strength or power argue, fight or tease each other in a friendly way. Have students bullied or cyberbullied your child at school this year?

Strongly Agree 19 14%

Agree 24 17%

Neutral 24 17%

Disagree 34 25%

Strongly Disagree 37 27%

138 respondents

5. After my child was bullied, I contacted school staff.

Strongly Agree 15 11%

Agree 21 15%

Neutral 19 14%

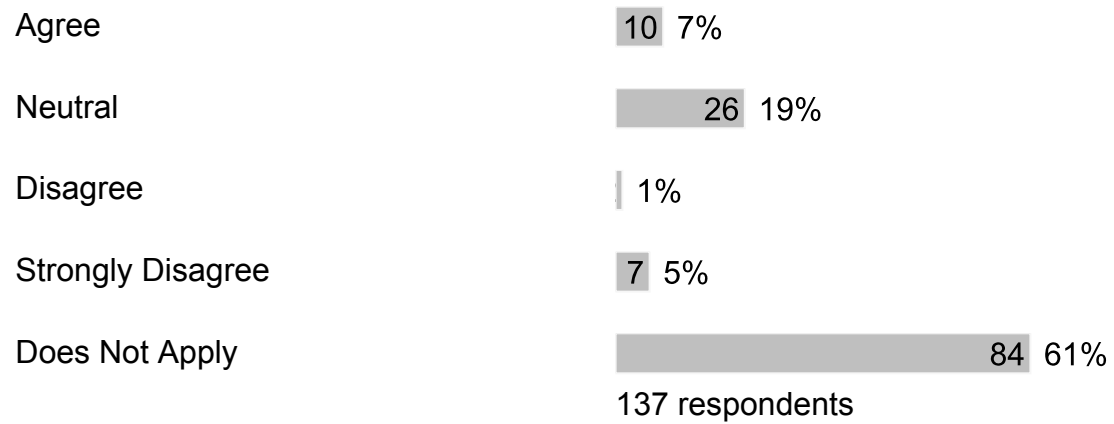
Disagree 5 4%

Does Not Apply 77 56%

137 respondents

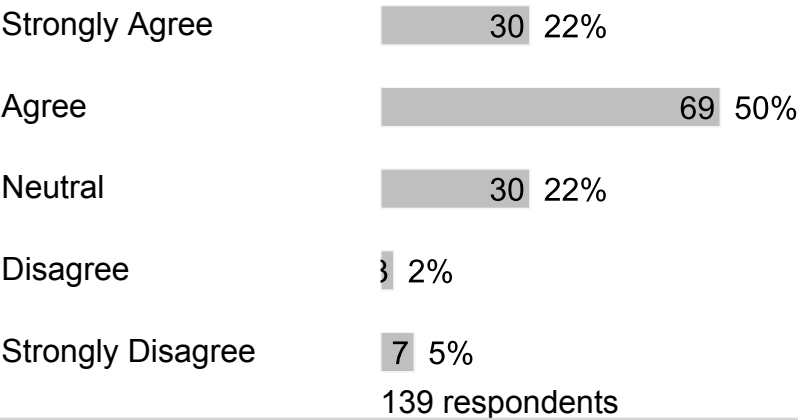
6. After I contacted school staff, the bullying behavior against my child stopped.

Strongly Agree 8 6%

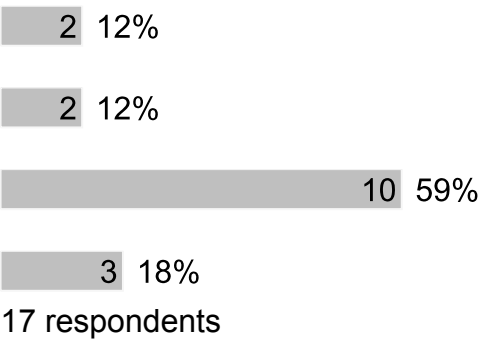


C. Equity

1. Our school provides an equitable and inclusive environment for students.

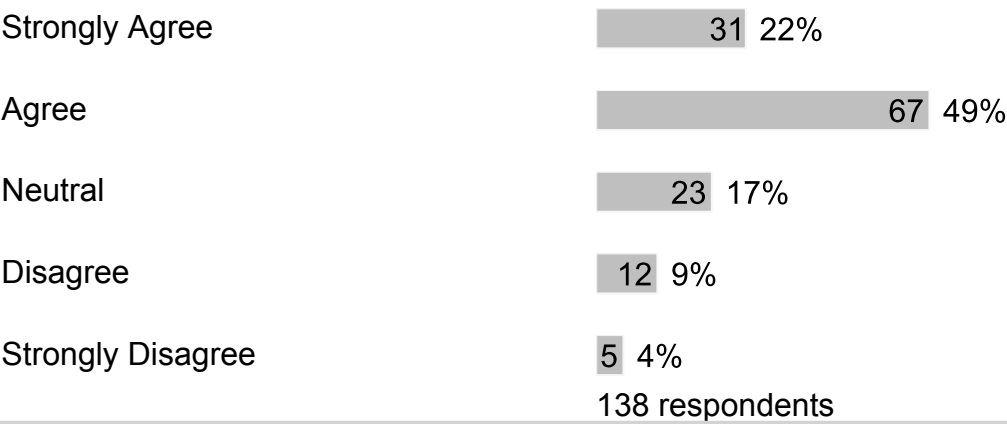


2. Intentionally Left Blank

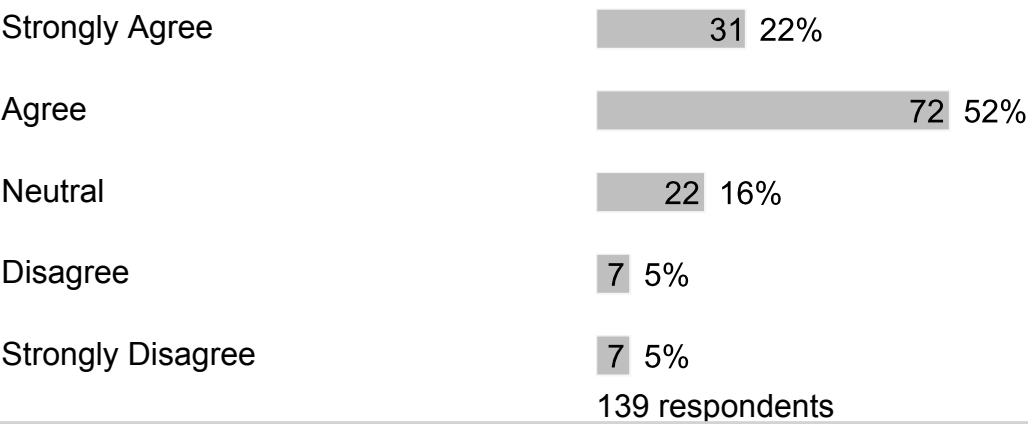


D. School Support

1. Our school provides sufficient material resources (books, computers, learning materials, etc.) to meet student needs.



2. Our school provides qualified staff members to support student learning.



3. At school, my child has up-to-date computers and other technology to learn.



Neutral 29 21%

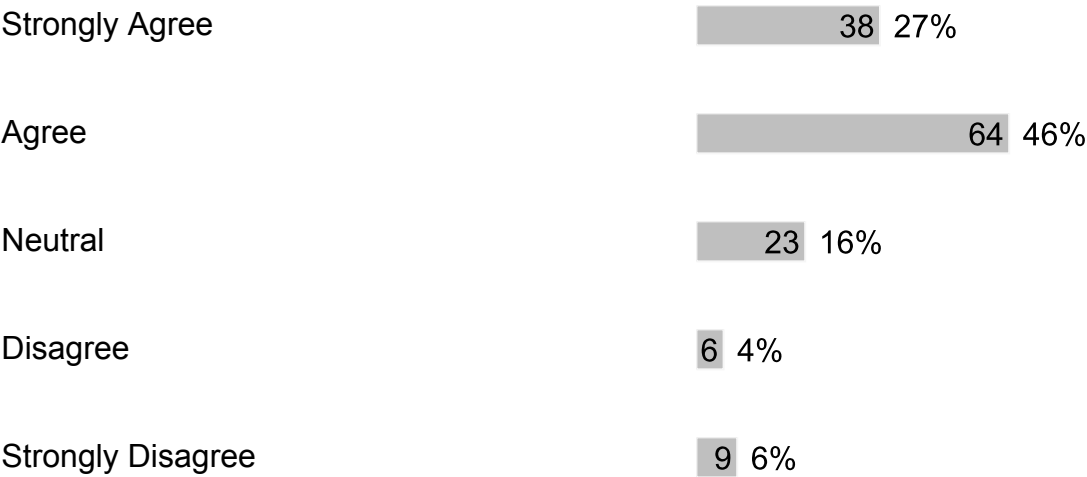
Disagree 8 6%

Strongly Disagree 1 1%

139 respondents

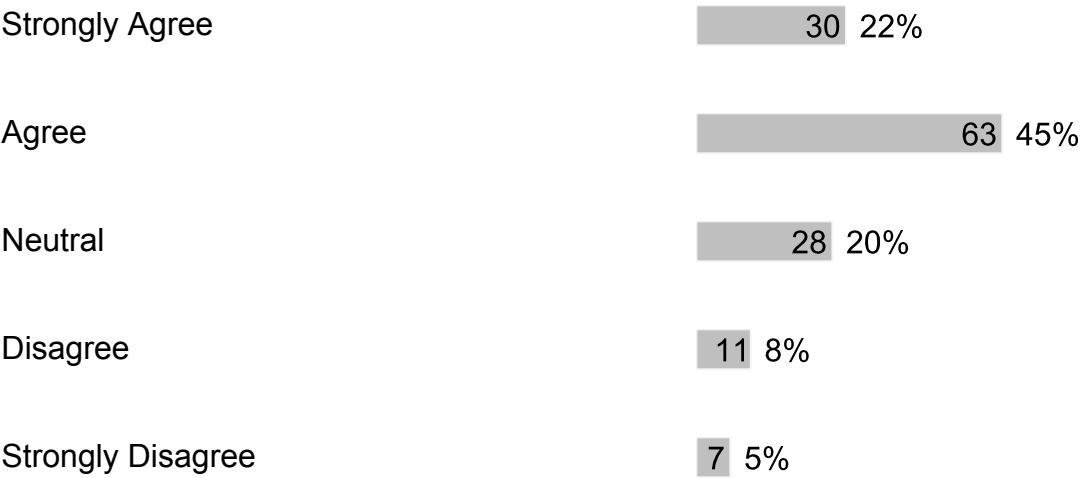
E. Wellness Support

1. If my child has a problem, they know who they can go to for help.




140 respondents

2. My child likes going to school.



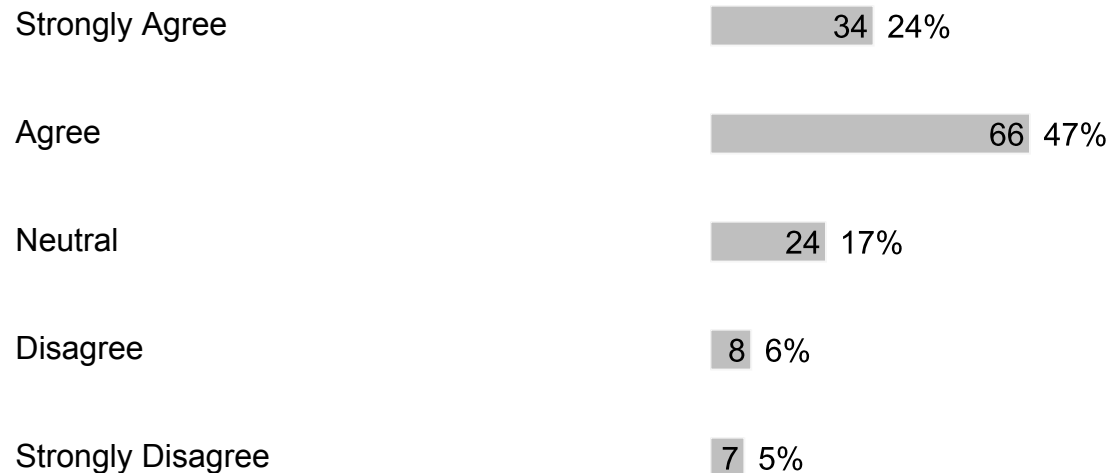
139 respondents

3. I would recommend my child's school to my friends and/or family.



139 respondents


4. Our school treats students with value, respect and compassion.



139 respondents

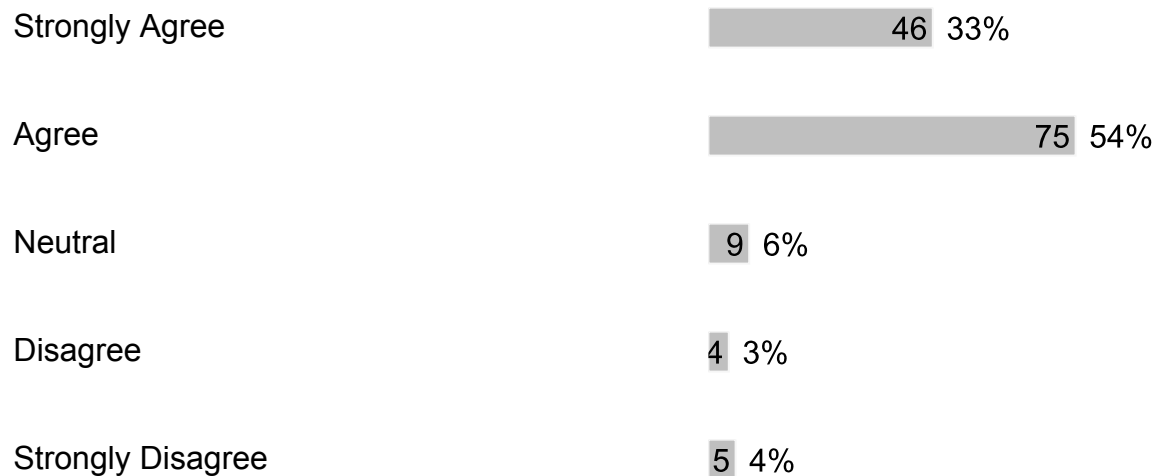
5. The office staff is helpful and made me feel valued as a parent/guardian.





140 respondents

6. When visiting the school, I am greeted with courtesy and respect by the office staff.



139 respondents

7. Phone calls to the school are answered in a polite and respectful manner by the office staff.



Neutral 11 8%

Disagree 7 5%

Strongly Disagree 6 4%

139 respondents

8. At our school, the following programs/services are available (check all that apply):

Counseling 86 67%

College and/or Career Planning 21 16%

Family Counseling 30 23%

Athletics 108 84%

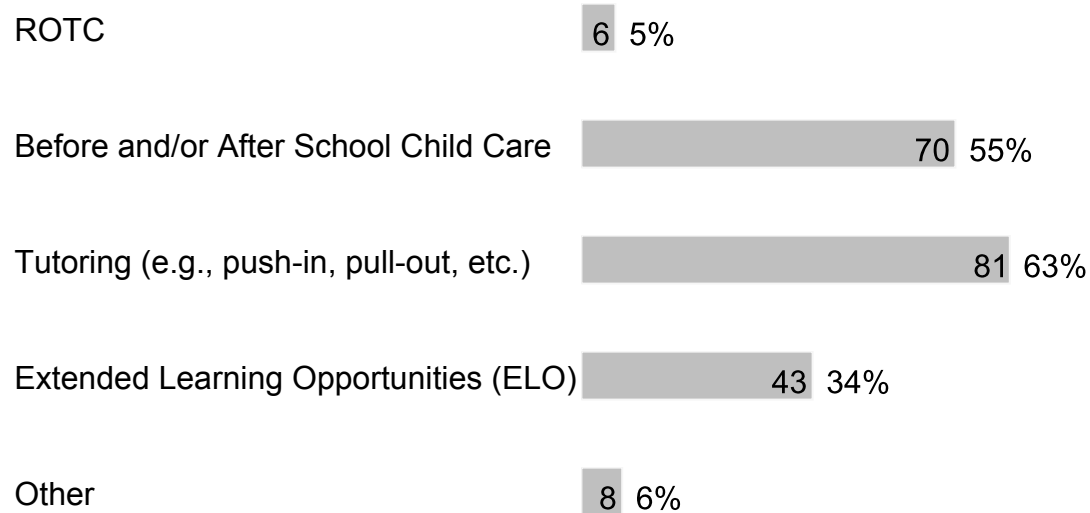
Pro-Social Clubs (e.g., Choose Peace, SAVE Promise) 51 40%

Performing Arts 71 55%

Mentoring 43 34%

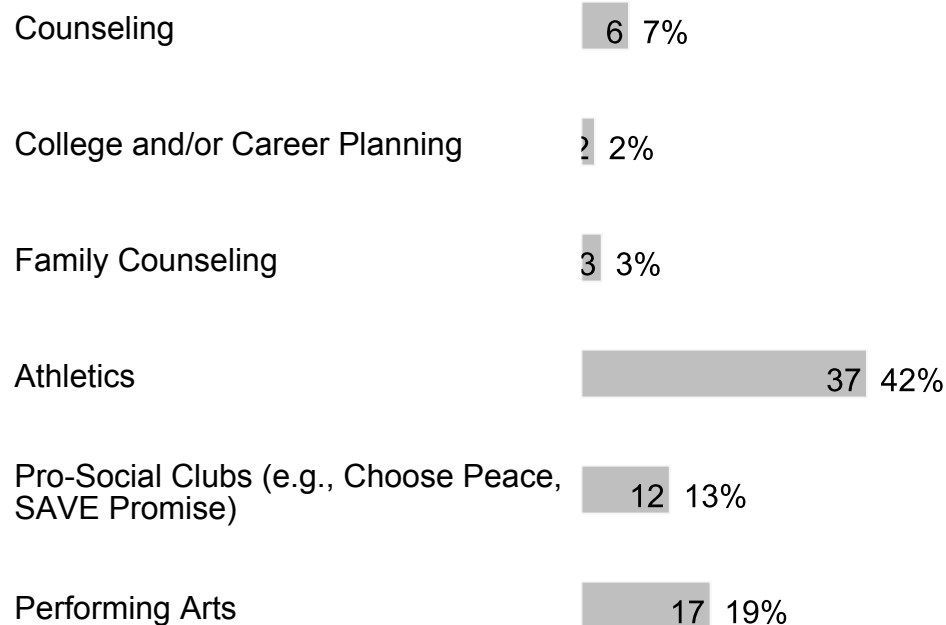
Academics/Social Clubs (e.g., SGA, Debate, NHS, First Priority, etc.) 75 59%

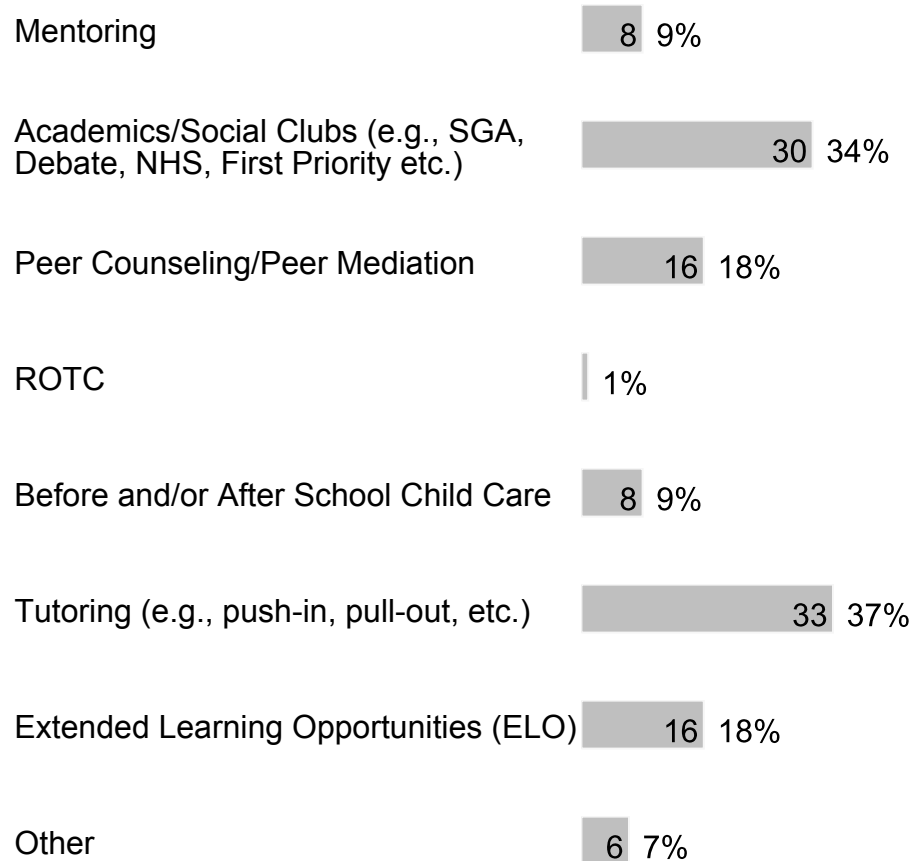
Peer Counseling/Peer Mediation 62 48%



128 respondents

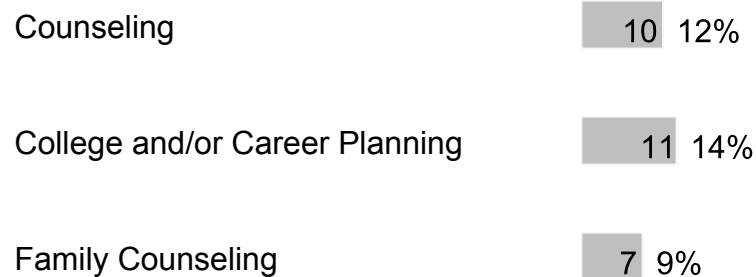
9. At our school, my child participates in the following programs/services (check all that apply):

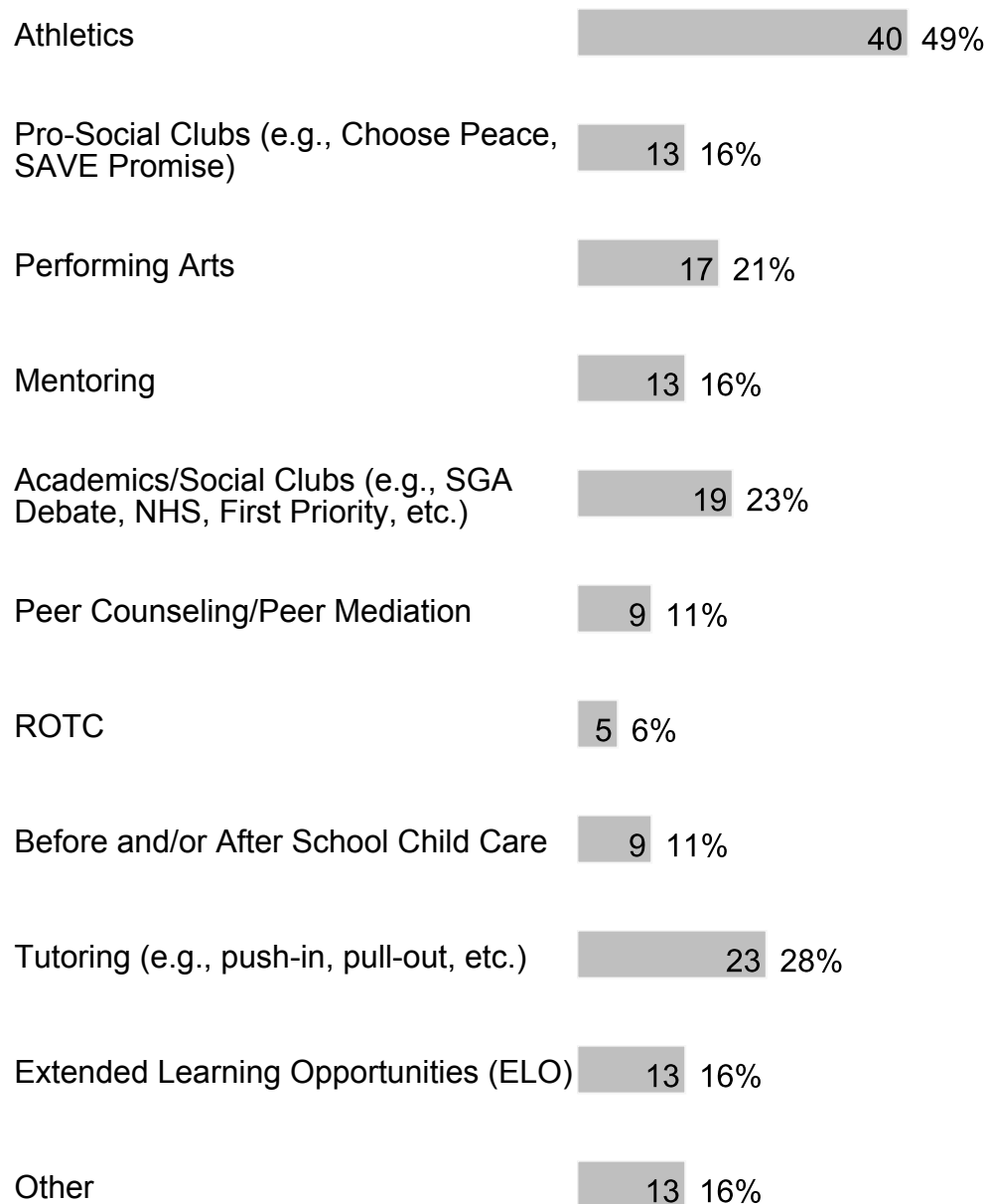




89 respondents

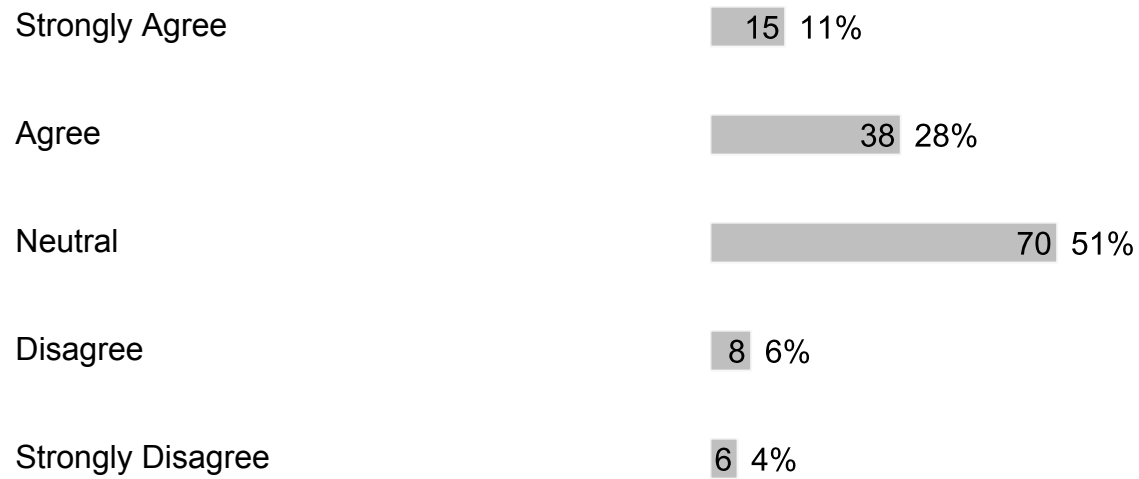
10. At our school, these are the following programs/services that my child values most or would value if they were available (check all that apply):





81 respondents

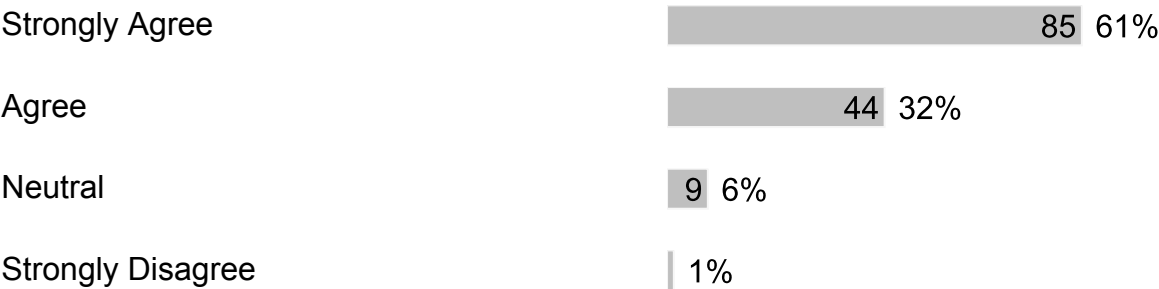
11. Our school has a family resource center and/or a staff member assigned to work with families.



137 respondents


F. Accountability

1. The principal is a positive educational leader at the school.




139 respondents

2. The assistant principal(s) is a positive educational leader at the school.



139 respondents

3. Our school's administration provides strong instructional leadership.



Strongly Disagree 4 3%
138 respondents

4. Our school has established goals and a plan for improving student learning.

Strongly Agree 49 36%
Agree 52 38%
Neutral 29 21%
Disagree 3 2%
Strongly Disagree 5 4%
138 respondents

5. Our school meets my expectations to prepare my child well for the next level of study.

Strongly Agree 39 28%
Agree 57 42%
Neutral 25 18%
Disagree 9 7%
Strongly Disagree 7 5%
137 respondents

6. Our school shares responsibility for student learning with its staff, parents and community members.

Strongly Agree 36 26%
Agree 63 46%
Neutral 29 21%

Disagree 6 4%

Strongly Disagree 4 3%

138 respondents

7. Our school has high expectations for students.

Strongly Agree 44 32%

Agree 51 37%

Neutral 33 24%

Disagree 6 4%

Strongly Disagree 4 3%

138 respondents

8. My child's teachers provide curriculum that meets the learning needs of my child.

Strongly Agree 46 33%

Agree 51 37%

Neutral 31 22%

Disagree 6 4%

Strongly Disagree 5 4%

139 respondents

9. My child's teachers give work that challenges my child.

Strongly Agree 51 37%

Agree 52 37%



139 respondents

10. My child's teachers work as a team to help my child learn.



139 respondents


11. My child's teachers use a variety of teaching strategies.



138 respondents

12. My child's teachers adjust the instruction to meet my child's learning needs.






138 respondents

13. My child sees a relationship between what is being taught and everyday life.




138 respondents

14. Clear learning expectations are set for my child.



139 respondents

15. My child's understanding of what was taught is regularly assessed.



138 respondents

16. Our school works to keep instructional time free from distraction.




137 respondents

17. My child's teachers keep me informed regularly about my child's progress and how they are being graded.



137 respondents

18. My child's teachers report on my child's progress in easy to understand language.



134 respondents

19. Teachers schedule conferences to share student learning progress with families.



137 respondents

20. My child is prepared for success in the next school year.



Strongly Disagree 7 5%
137 respondents

21. Families are encouraged to volunteer.

Strongly Agree 40 29%
Agree 63 46%
Neutral 24 18%
Disagree 6 4%
Strongly Disagree 3 2%
136 respondents

22. Families are given the opportunity to participate on school committees.

Strongly Agree 39 29%
Agree 61 45%
Neutral 32 24%
Disagree 1 1%
Strongly Disagree 3 2%
136 respondents

23. I am well-informed of the school's goals and activities.

Strongly Agree 36 26%
Agree 53 39%
Neutral 33 24%

Disagree 9 7%

Strongly Disagree 6 4%

137 respondents

24. Our school reports the achievement of school goals.

Strongly Agree 36 26%

Agree 55 40%

Neutral 36 26%

Disagree 6 4%

Strongly Disagree 4 3%

137 respondents

25. Our school provides opportunities for parents to be involved through the School Advisory Council (SAC) and/or the School Advisory Forum (SAF).

Strongly Agree 45 33%

Agree 54 39%

Neutral 34 25%

Strongly Disagree 4 3%

137 respondents

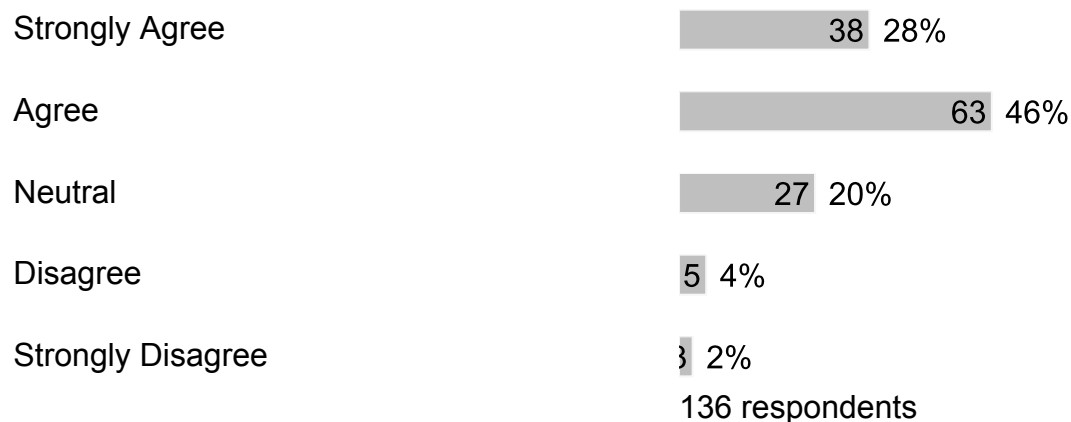
26. The School Improvement Plan (SIP) is regularly reviewed and revised through the School Advisory Council (SAC).

Strongly Agree 33 24%


Agree 43 32%




27. Our school communicates information in ways that are easy for families to understand.



28. Teachers regularly post information online or send home a newsletter.



29. Our school asks families for their ideas on the best way to communicate school-related information.





137 respondents

30. Our school asks for family input when changing rules or policies.



137 respondents

G. Additional Information

1. What else would you like to tell us?

Free form text answers are available in the exported CSV report